

A Solution for Every Problem • A Solution for Every Problem



Wykamol
GROUP LIMITED

NO MORE DAMP

NO MORE ROT

NO MORE CRACKS

WATERPROOFING



Illustration showing a cross-section of a wall and roof with waterproofing layers and arrows indicating water resistance.



A Solution for Every Problem • A Solution for Every Problem

A Solution for Every Problem • A Solution for Every Problem • A Solution for Every Problem • A Solution for Every Problem • A Solution for Every Problem

CONTENTS

Category	Pages
NO MORE DAMP	
o'	3 - 4
	5 - 8
	9 - 12
Floors and Walls	13 - 14
Anti-Condensation and Mould Control	15 - 16
External Surface Treatments	17 - 18
Wykamol Eco Range	19 - 20
W	21 - 22
Tanking Systems Guide	23 - 24
NO MORE ROT	
Microtech Ready To Use Treatments	25
Wykabor Timber Treatments	26
Lignum Pro Concentrates	27
NO MORE CRACKS	
Cavity Wall Ties	29 - 32
Crack Stitching Bars	33 - 34
Crack Sealer Plus Kits	35 - 36

Category	Pages
WATERPROOFING	
Wykamol Cavity Drain Membranes	37
Quadproof Ground Gas Membranes	38
Wykamol Membranes and Ancillaries	39 - 41
EXTRAS	
Contractor Training Courses	43
CGS Contractor's Insurance Backed Guarantee Scheme	44



DAMP-PROOFING

'HOW-TO'

DAMP-PROOFING SYSTEM A

1. KNOCK EXISTING PLASTER OFF THE WALL TO A MINIMUM HEIGHT OF 1 METRE, OR AT LEAST 300 MM ABOVE ANY SIGNS OF DAMPNESS
2. ULTRACURE INSTALLATION
3. FINISH WITH AN APPLICATION OF RENDER WITH NO MORE DAMP RENDERPROOF ADDITIVE
4. APPLY PLASTER FINISH

DAMP-PROOFING SYSTEM B

1. KNOCK EXISTING PLASTER OFF THE WALL TO A MINIMUM HEIGHT OF 1 METRE, OR AT LEAST 300 MM ABOVE ANY SIGNS OF DAMPNESS
2. ULTRACURE INSTALLATION
3. RE-PLASTER USING SALT-INHIBITING AND DAMP RESISTANT NO MORE DAMP RENOVATION PLASTER
4. APPLY PLASTER FINISH

DAMP-PROOFING SYSTEM C

1. KNOCK EXISTING PLASTER OFF THE WALL TO A MINIMUM HEIGHT OF 1 METRE, OR AT LEAST 300 MM ABOVE ANY SIGNS OF DAMPNESS
2. ULTRACURE INSTALLATION
3. LEVEL THE WALL WITH AN APPLICATION OF NO MORE DAMP UNIVERSAL MORTAR
4. APPLY A WATERPROOF COATING OF NO MORE DAMP TANKING SLURRY
5. FINISH WITH AN APPLICATION OF SALT INHIBITING AND DAMP RESISTANT NO MORE DAMP RENOVATION PLASTER
6. APPLY PLASTER FINISH

DAMP-PROOFING SYSTEM D

1. KNOCK EXISTING PLASTER OFF THE WALL TO A MINIMUM HEIGHT OF 1 METRE, OR AT LEAST 300 MM ABOVE ANY SIGNS OF DAMPNESS
2. ULTRACURE INSTALLATION
3. APPLY WYKAMOL DAMP STOP MESH MEMBRANE USING PLUGS AND TAPES PROVIDED IN KIT
4. RE-PLASTER WITH NO MORE DAMP RENOVATION PLASTER
5. APPLY PLASTER FINISH

START WITH A DAMP PROOF COURSE



USE A SALT RESISTANT FINISH



FOR RUBBLE FILLED WALLS USE A TANKING SYSTEM



MESH MEMBRANES FOR RUBBLE FILLED AND SATURATED WALLS



RISING DAMP SOLUTIONS

ULTRACURE® DAMP PROOF CREAM



ultracure

THE ULTIMATE CURE FOR RISING DAMP

Ultracure® is one of the leading products on the market for the control of rising damp. The unique silicone emulsion cream is injected into the masonry wall to form a barrier, protecting your walls against harmful salts and damp. Ultracure® can be used in conjunction with No More Damp Mesh Membrane Kit and Renderproof or Renovation Plaster.

ADVANTAGES

- ✓ EFFECTIVE FOR AT LEAST 20 YEARS
- ✓ BBA APPROVED
- ✓ NO HIGH PRESSURE INJECTION PUMP NEEDED
- ✓ NO PUMP CLEANING BETWEEN JOBS
- ✓ CAN BE USED IN CONJUNCTION WITH DAMPSTOP MESH MEMBRANE KIT
- ✓ FINISH WITH NO MORE DAMP RENDERPROOF OR NO MORE DAMP RENOVATION PLASTER
- ✓ EASY, FAST AND CLEAN INSTALLATION
- ✓ VIRTUALLY ODOURLESS
- ✓ CAN BE USED IN ALL TYPES OF MASONRY
- ✓ PRECISE DOSING
- ✓ LOW HAZARD



For more information please visit: www.wykamol.com

Rising damp is a common problem in older properties. In the majority of cases a remedial damp proof course is a cost effective way of resolving your rising damp problem with minimal disturbance.

NEED ADVICE?

Use the diagram below to help with your Ultracure© application. Always refer to the Technical Datasheet available on our website or scan the barcode to watch our installation video!



ULTRACURE HOW TO GUIDE



DEPTH OF HOLE = 90% OF WALL THICKNESS
*Internal walls = first available mortar joint

ULTRACURE© 380 ML KIT

KIT INCLUDES:

- 8 x 380ml of Ultracure©
- Heavy duty Applicator Gun
- 1 x 12mm x 250mm SDS drill bit
- 1 x 12mm x 160mm SDS drill bit
- 1 x disposable gloves
- 1 x Extended Nozzle
- User Guide



This kit contains everything you need to complete a highly effective damp proof course. Some items are also sold seperately.

Product Description	Code	Pack Size	Typical Coverage
Ultracure Complete Kit	ULTRA380MKIT	KIT	1 x 380 ml Ultracure covers: 115 mm brick thickness = 3.4 linear metres 230 mm brick thickness = 1.75 linear metres
Ultracure Individual Cartridge	ULTRA400	380 ml	
Ultracure 380 Gun ONLY	ULTRAGUN	1	

RISING DAMP SOLUTIONS

ULTRACURE© 1 LITRE KIT

KIT INCLUDES:

- 8 x 1 Litre Ultracure©
- Heavy duty Applicator Gun
- 1 x 12mm x 250mm SDS drill bit
- 1 x 12mm x 160mm SDS drill bit
- 1 x disposable gloves
- 1 x Brass Nozzle
- User Guide



This kit contains everything you need to complete a highly effective damp proof course. All parts are also sold separately.

1 LITRE CARTRIDGE GUN AND BRASS NOZZLE KIT

A heavy-duty Applicator Gun and Brass Nozzle for use with the Ultracure© 1 Litre cartridge. The spring and trigger mechanism makes application easy and mess free. 1 Litre tubes sold separately.



Product Description	Code	Pack Size	Typical Coverage
Ultracure 1 Litre Individual Cartridge	ULTRA 1	1 LITRE	1 x 1 Litre Ultracure covers: 115 mm brick thickness = 10 linear metres 230 mm brick thickness = 5 linear metres
Ultracure 1 Litre Complete Kit	ULTRA1MKIT	KIT	
Ultracure 1 Litre Gun and Brass Nozzle in a box	ULTRA1GNKIT	KIT	
Ultracure 1 Litre and Plastic Nozzle	ULTRA+NOZZLE	KIT	
Ultracure 1 Litre Gun Only	DRYGUN	1	

INJECTION PLUGS

These plastic plugs seal injection holes after the application of an Ultracure© DPC. The injection plugs create a colour matched seal removing the need to cover holes with sand and cement.



Product Description	Code	Pack Size
Brown Injection Plugs	IP12MMSTONE	100
Grey Injection Plugs	IP12MMGREY	100
Rustic Red Injection Plugs	IP12MMRUSTIC	100

For more information please visit: www.wykamol.com

For in depth technical advice speak to your Area Technical Manager. Ask in branch for their contact information or call the Wykamol Group Head

ULTRACURE© 600ML FOIL



The Ultracure© 600 ml foil sausage is easy to transport and perfect for smaller volume projects. Ultracure 600 ml Applicator Gun and Nozzle Kit is needed for application.

600ML APPLICATOR GUN



A heavy-duty Applicator Gun and Nozzle for use with the Ultracure© 600 ml foil sausage. This Applicator Gun is made for precision and helps to reduce wastage. 600 ml foil sausage sold separately.

Product Description	Code	Pack Size	Typical Coverage
Ultracure 600 ml Foil Sausage	ULTRA600	1	115 mm brick thickness = 6 linear metres
Ultracure 600 ml Gun and Nozzle	ULTRAGUN+NOZF	KIT	230 mm brick thickness = 3 linear metres

EXTENDED PLASTIC NOZZLE

Ultracure extended plastic nozzles are available to fit both the Ultracure 380 ml and the Ultracure 1 Litre cartridges.



✓ EASY TO CLEAN OUT

✓ ALLOWS FOR PRECISE APPLICATION

✓ HELPS PREVENT WASTAGE

✓ CAN BE USED MULTIPLE TIMES

✓ COST EFFECTIVE NOZZLE

Product Description	Code	Pack Size
380 ml Extended Plastic Nozzle (12 mm diameter)	NOZZEXTD	1
1 Litre Extended Plastic Nozzle (12 mm diameter)	NOZZEXTD1	1

Or call us for Technical Advice on **0845 400 6666** 8/44

REPLASTERING SPECIFICATIONS



RENDERPROOF PLASTER ADDITIVE

Renderproof is an additive designed for use in external and internal render coats to prevent the passage of water and residual salts, usually following the insertion of a DPC.

- ✓ CAN BE USED ON ALL TYPES OF MASONRY
- ✓ REDUCES PORE SIZE IN RENDER
- ✓ PREVENTS PASSAGE OF RESIDUAL GROUND SALTS AND WATER
- ✓ HIGHLY CONCENTRATED - 1 PART RENDERPROOF FOR 24 PARTS WATER



Product Description	Code	Pack Size	Typical Coverage
Renderproof, Pink	RENDERPROOF1L	1 Litre	0.5 Litres per 25 Kg bag of cement
Renderproof, Pink	RENDERPROOF5L	5 Litre	
Renderproof, Pink	RENDERPROOF25L	25 Litre	

SALT NEUTRALISING TREATMENT



Salt Neutraliser is a surface treatment used to neutralise the harmful effects of salt to your plaster finish. In cases where replastering can be avoided, salt neutraliser is used on the interior walls to prevent residual salts in the masonry from causing future damage to plaster finishes.

- ✓ CAN BE USED ON ALL TYPES OF MASONRY
- ✓ CAN BE USED IN A CONCENTRATED OR DILUTED FORM
- ✓ CAN BE USED BEFORE REPLASTERING AFTER A DPC
- ✓ CAN SAVE CONSIDERABLE TIME AND MONEY ON REPLASTERING
- ✓ CAN BE APPLIED TO PRESERVE INTERIOR PLASTER FINISH

Product Description	Code	Pack Size	Typical Coverage
Salt Neutraliser, Clear	SNEUT	5 Litre	Approx. 5m ² to 10m ² , dependent on substrate porosity

Replastering is often essential after a DPC, as residual salts can damage
ykamol offer a range of replastering options with

RENOVATION PLASTER



Renovation Plaster is a fibre reinforced, lightweight, cementitious plaster to be used as part of a replastering specification after the application of a DPC. It is designed to have similar properties to a 1:1:6 cement:lime:sand plastering mortar, but perlite replaces some of the sand to improve thermal resistance and reduce condensation. Renovation Plaster can be used in conjunction with basement waterproofing systems such as No More Damp Tanking Slurry and is part of our Wykamol Eco Product Range due to it's energy saving properties.

- ✓ CONTAINS PERLITE FOR IMPROVED THERMAL PERFORMANCE
- ✓ PREVENTS FORMATION OF BLACK MOULD
- ✓ REDUCES RISK OF CONDENSATION
- ✓ PREVENTS DAMP AND SALT MIGRATION
- ✓ EASY TO USE - VERY LIGHT WEIGHT AND PREMIXED FOR QUALITY CONTROL
- ✓ FIBRE REINFORCED - ELIMINATES CRACKING
- ✓ INHIBITS RUSTING OF ANGLE BEADS, CONDUITS ETC.
- ✓ 20 KG BAG FOR SAFE MANUAL HANDLING

Product Description	Code	Pack Size	Typical Coverage
Renovation Plaster, Grey	RENPLA	20 Kg	3 m ² / 20 Kg bag at 10 mm thickness
Renovation Plaster, Grey, Pallet Rate	RENPLAPALL	50 X 20 Kg	

REPLASTERING SPECIFICATIONS

SBR LATEX CEMENT ADDITIVE

A specially modified liquid latex to be added to cement based mixes for internal and external use, such as renders, screeds and patching mixes to improve resistance against water and chemicals.



- ✓ CAN BE USED IN AREAS OF CONTINUOUS OR INTERMITTENT WATER CONTACT
- ✓ IMPROVES FLEXIBILITY AND REDUCES CRACKING
- ✓ IMPROVES RESISTANCE TO CHEMICALS AND ABRASION
- ✓ IMPROVES ADHESION
- ✓ IMPROVES WORKABILITY OF MIX
- ✓ ALLOWS THINNER SCREED TO BE LAID
- ✓ IMPARTS HIGH WATER/ SALT RESISTANCE WHEN ADDED TO MIX

Product Description	Code	Pack Size	Typical Coverage
SBR Latex, White	SBR5L	5 Litre	Please refer to the Technical Data Sheet or Contact the Wykamol Technical Department
SBR Latex, White	SBR25L	25 Litre	



DAMPSTOP MESH MEMBRANE KIT



KIT INCLUDES:

- 1M X 10M of CM3 Mesh Membrane
- 100 fixing plugs
- Fibre Tape

Dampstop Mesh Membrane Kit is a 3mm studded damp proofing membrane which is applied, studs facing the wall, using the fixing plugs and tape provided. The slimline 3 mm thickness of the membrane allows for an even plaster finish across the wall.

- ✓ CAN BE USED IN CONJUNCTION WITH ULTRACURE DPC CREAM
- ✓ CREATES A WARMER WALL TO HELP PREVENT CONDENSATION AND BLACK MOULD
- ✓ FAST DRYING OUT PROCESS AFTER APPLICATION OF CHOSEN FINISH
- ✓ ACCEPTS DIRECT RENDER FINISH AND DOT AND DAB PLASTER BOARD
- ✓ RESISTANT TO HARMFUL SALTS
- ✓ CAN BE APPLIED TO DAMP WALLS
- ✓ EASILY CUT DOWN USING A SHARP BLADE



Product Description	Code	Pack Size	Typical Coverage
Dampstop Mesh Membrane Kit, Clear	KMESHECOKIT	KIT	10 m ²
CM3 Mesh Membrane ONLY, Clear	CM3MESH1X10	1 m x 10 m	10 m ²
CM3 Mesh Membrane ONLY, Clear	CM3MESH1X20	1 m x 20 m	20 m ²
CM3 Mesh Membrane ONLY, Clear	CM3MESH2X20	2 m x 20 m	40 m ²

NO MORE DAMP FOR FLOORS AND WALLS

EP40 EPOXY FLOOR COATING



EP40 Floor Coating is a water based coating available in grey and clear. EP40 comes in two components, a base and a hardener, which must be thoroughly mixed before application.

- ✓ EASY TO APPLY
- ✓ EXCELLENT ADHESION TO CONCRETE
- ✓ PROVIDES ATTRACTIVE, DUST FREE FINISH
- ✓ SUBSTANTIALLY MORE RESISTANCE TO CHEMICALS, FUELS AND LUBRICANTS
- ✓ CAN BE USED INTERNALLY AND EXTERNALLY
- ✓ FLOOR BECOMES EASIER TO CLEAN WITH IMPERVIOUS FINISH
- ✓ CAN BE APPLIED TO GREEN CONCRETE AFTER 7 DAYS
- ✓ IDEAL FOR AREAS WITH HIGH FOOT TRAFFIC AND VEHICLES SUCH AS FORKLIFT TRUCKS



Product Description	Code	Pack Size	Typical Coverage
Epoxy Floor Coating, Grey	WYKEP40G2.5	2.5 Litre	1 Litre covers 6m ² - 8m ²
Epoxy Floor Coating, Grey	WYKEP40G	5 Litre	
Epoxy Floor Coating, Clear	WYKEP40C	5 Litre	

For more information please visit: www.wykamol.com

TECHNOSEAL DAMP-PROOF MEMBRANE PAINT




Technoseal is a SBR latex-based liquid applied membrane for waterproofing applications. Available in black and white.

- ✓ NON-TOXIC, NON-HAZARDOUS AND SOLVENT FREE
- ✓ IDEAL IN VERY WET AREAS - FLOORS AND WALLS IN WET ROOMS
- ✓ EASY APPLICATION BY BRUSH, ROLLER OR HIGH PRESSURE SPRAY
- ✓ APPLY TO BLOCKWORK, STONE, BRICK, TIMBER AND CONCRETE
- ✓ CAN BE APPLIED TO DAMP WALLS AND FLOORS
- ✓ CAN BE PLASTERED AND BOARDED ON TOP
- ✓ FOR INTERNAL USE ONLY UNLESS RENDERED/ PROTECTED ON TOP
- ✓ TWO COAT APPLICATION



SUGGESTED APPLICATIONS



Product Description	Code	Pack Size	Typical Coverage
Technoseal, Black	TECHSEAL	5 Litre	Covers upto 5 m ² in a 2 coat application
Technoseal, White	TECHSEWT5	5 Litre	

ANTI-CONDENSATION AND MOULD CONTROL

MOULD ERADICATION KIT



KIT INCLUDES:

- MCS 1 Mould Clear Solution
- MCS 3 Fungicidal Additive x 2
- Soft sponge
- Protective Gloves
- Protective Eyewear
- User Guide

No More Mould Eradication Kit contains everything you need to remove and kill mould growth in your home and prevent it returning. MCS3 Fungicidal Additive also sold separately. Always refer to the Safety Datasheet, which is downloadable from our website, and use the personal protection equipment provided.

✓ SOLUTION CAN BE USED
ON WALLS, CEILINGS,
WINDOW REVEALS,
FRAMES, DOORS ETC.

✓ REMOVES AND KILLS
MOULD FOR UP TO 5 YEARS
✓ SOLUTION CLEANS AND
STERALISES THE SURFACE

NO MORE MOULD ADDITIVE



NO MORE MOULD Fungicidal Additive is also available as an individual product. Prevent mould growth before it even happens by including No More Mould in the decoration process.

✓ FUNGICIDAL ADDITIVE CAN BE ADDED
TO EMULSION AND GLOSS PAINTS,
WALLPAPER PASTE AND GROUTS

✓ FUNGICIDAL ADDITIVE PREVENTS
FURTHER GROWTH OF MOULD
SPORES



Product Description	Code	Pack Size	Typical Coverage
Mould Eradication, Clear	MCSKITBOX	KIT	MCS1 covers approx. 12.5 m ² based on 1 coat application (2 coats can be applied)
Fungicidal Additive ONLY, Clear	MCS3100	100 ml	Water based paint - 100 ml/ 5 L of paint Solvent based paint - 50 ml/ 5 L of paint
Mould Clear Solution Spray Bottle	MCS11L	1 Litre	Dependent upon level of contamination

For more information please visit: www.wykamol.com

THERMALDRY ANTI-CONDENSATION COATING



No More Damp Thermaldry Anti-Condensation Coating is both thermally insulating and water repelling. It increases the wall temperature, thus reducing the 'dew point', or the temperature at which condensation occurs.

- ✓✓ COATING IS WATERPROOF WHEN DRY AND WALLS ARE WARM TO THE TOUCH
- ✓✓ TAKES UP TO 60% LONGER FOR CONDENSATION TO OCCUR ON WALLS
- ✓✓ CAN BE PAINTED OR WALL PAPERED OVER WITH ANY FINISH, WITHOUT REDUCING ITS EFFECTIVENESS
- ✓✓ SUITABLE FOR ANY INTERIOR WALL - PARTICULARLY EXTERIOR FACING WALLS, BATHROOMS AND KITCHENS
- ✓✓ PREVENTS FORMATION OF BLACK MOULD AND OTHER HARMFUL FUNGI
- ✓✓ ECO-FRIENDLY AND ANTIBACTERIAL
- ✓✓ REDUCES THE RISK OF CONDENSATION
- ✓✓ INCREASES THE LIFE OF YOUR CHOSEN PAINT OR WALLPAPER FINISH



*Coverage is based on a 2 coat application and dependent on porosity of substrate.

Product Description	Code	Pack Size	Typical Coverage
Thermaldry Anti-Condensation Coating	THERMALDRY2.5	2.5 LITRE	5-6m ² *
Thermaldry Anti-Condensation Coating	THERMALDRY5	5 LITRE	10-12.5m ² *

EXTERNAL SURFACE TREATMENTS



DRYSEAL MASONRY CREAM



Dryseal is a waterproofing cream for the protection of masonry surfaces against water, pollutants and frost/salt damage. Always perform a small test application to ensure finish is as desired.

UP TO 25 YEARS PROTECTION AGAINST WATER PENETRATION GUARANTEED

- ✓ EASY APPLICATION BY BRUSH, ROLLER OR LOW PRESSURE SPRAY
- ✓ IMPROVES INSULATION BY KEEPING SURFACES DRY
- ✓ PROTECTS AGAINST EFFLORESCENT SALTS WHICH DAMAGE PAINTWORK
- ✓ ALLOWS SURFACES TO BREATHE
- ✓ BECOMES EFFECTIVE IMMEDIATELY AFTER DRYING (APPROX. 3 HOURS)
- ✓ APPEARS WHITE WHEN WET FOR EASY APPLICATION
- ✓ DRIES COLOURLESS AND DOES NOT STAIN SURFACES
- ✓ CAN BE APPLIED TO DAMP SURFACES
- ✓ ONE COAT APPLICATION



Product Description	Code	Pack Size	Typical Coverage
Dryseal, White (clear when dry)	DRYSEAL3	3 Litre	Upto 20 m ² in a 1 coat application dependent on substrate porosity

For more information please visit: www.wykamol.com

From damp-proofing and waterproofing, to providing an attractive and hardwearing finish: our surface treatments do it all.

ENVIROSEAL WATER REPELLENT



Enviroseal is an effective, liquid based, solvent free, silicone water repellent which can be used on a wide range of materials. Always perform a small test application to ensure finish is as desired.

- 

EASY APPLICATION BY BRUSH, ROLLER OR LOW PRESSURE SPRAY
- 

BECOMES EFFECTIVE IMMEDIATELY AFTER DRYING (APPROX. 3 HOURS)
- 

WILL SHED WATERBORN DIRT AND SURFACE CONTAMINATION
- 

ALLOWS SURFACES TO BREATHE
- 

IMPROVES INSULATION
- 

CAN BE APPLIED TO DAMP SURFACES
-
- ## DRYSEAL AND ENVIROSEAL CAN BE APPLIED TO A WIDE RANGE OF SUBSTRATES
-
- | Product Description | Code | Pack Size | Typical Coverage |
|---------------------|------------|-----------|---|
| Enviroseal, White | ENVIRO5LT | 5 Litre | 1 Litre covers 5 m ² in a 2 coat application dependent on substrate porosity |
| Enviroseal, White | ENVIRO25LT | 25 Litre | |
- or call us today on 0845 400 6666
- 18/44

WYKAMOL ECO RANGE PRODUCTS




DRYseal
the masonry protection system

The Wykamol Eco Range improves the thermal efficiency of your property. By reducing condensation and damp and preventing the growth of black spot mould it can significantly improve internal environments and therefore protect your health. For optimum performance use these 3 products to achieve the ultimate Warmer Wall, even where wet cavity wall insulation is present.

For more information please visit: www.wykamol.com

THERMAL DRY

ANTI-CONDENSATION COATING



NO MORE DAMP
RENOVATION PLASTER

WATERPROOFING MEMBRANE KITS

BASELINE 8 MEMBRANE KIT (40M²)



KIT INCLUDES:

- 2M X 20M CM8 Membrane with 8MM Studs
- 200 Fixing plugs with Seals
- Tape

Baseline 8 Membrane Kit is a studded damp proofing and waterproofing membrane which is applied, studs facing the wall, using the fixing plugs and tape provided. Also sold separately:

- CM8 Membrane 2M X 20M
- Accessory Pack containing Plugs and Tape

✓ CAN BE USED BELOW GROUND AS PART OF A WATERPROOFING SYSTEM

✓ IDEAL FOR WALLS WHERE A CHEMICAL DPC IS NOT POSSIBLE E.G. RUBBLE FILLED WALLS

✓ CREATES A WARMER WALL TO HELP PREVENT CONDENSATION AND BLACK MOULD

✓ IDEAL FOR BATTENED DRY WALL SYSTEMS

✓ RESISTANT TO HARMFUL SALTS

✓ FULL WALL PROTECTION AGAINST PENETRATING AND RISING DAMP



ABOVE GROUND APPLICATION



BELOW GROUND APPLICATION

For more individual membrane options please see Waterproofing Solutions (p 41)

Product Description	Code	Pack Size	Typical Coverage
Baseline 8 Membrane Kit, Clear	K8KITM2X20	KIT	40 m ²
CM8 Membrane Only, Clear	CM82X20	2 m x 20 m	40 m ²
Accessory Pack, Plugs and Tape (No Membrane)	BASE8ACCPK	KIT	Suitable for 40 m ² membrane

For more information please visit: www.wykamol.com

For above and below ground structures, No More Damp Membrane Kits are vapour proof and impervious to water, and should be used as part of a cavity drainage system when waterproofing basements.

DRY MESH MEMBRANE KIT (20M²)



KIT INCLUDES:

- 2M X 10M CM8 Mesh Membrane with 8MM Studs
- 200 fixing plugs with seals
- Tape

Dry Mesh Membrane Kit is a studded damp proofing membrane which is applied, studs facing the wall, using the plugs and tape provided. Also sold separately:

- CM8 Mesh Membrane 2M X 10M
- Accessory Pack containing Plugs and Tape



RESISTANT TO HARMFUL SALTS



FULL WALL PROTECTION AGAINST PENETRATING AND RISING DAMP



CREATES A WARMER WALL TO HELP PREVENT CONDENSATION AND BLACK MOULD



ACCEPTS DIRECT RENDER FINISH AND DOT AND DAB PLASTER BOARD



CAN BE USED BELOW GROUND AS PART OF A WATERPROOFING SYSTEM



IDEAL FOR WALLS WHERE A CHEMICAL DPC IS NOT POSSIBLE E.G. RUBBLE FILLED WALLS



ABOVE GROUND APPLICATION

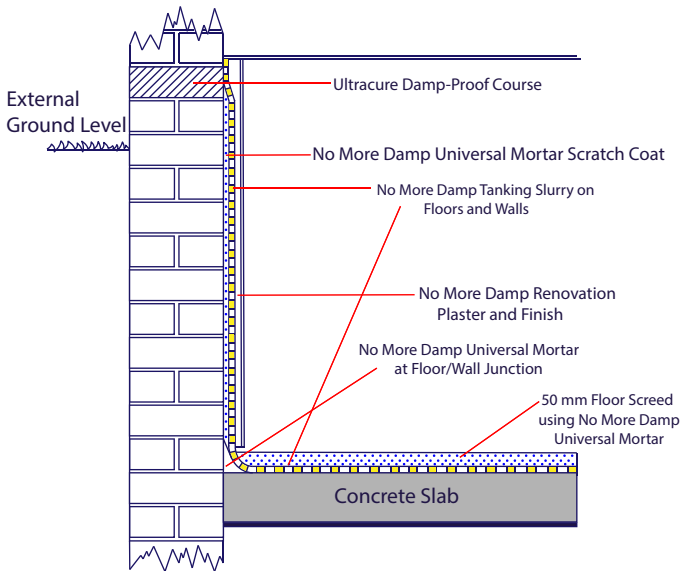
BELOW GROUND APPLICATION

For more individual membrane options please see Waterproofing Solutions (p 41)

Product Description	Code	Pack Size	Typical Coverage
Dry Mesh Membrane Kit, Clear	KMESHMKIT2X10	KIT	20 m ²
Dry Mesh Membrane Only, Clear	CM8MESH2X10	2 x 10 m	20 m ²
Accessory Pack, Plugs and Tape (No Membrane)	DRYMESHACCPK	KIT	Suitable for 20 m ² membrane

NO MORE DAMP TANKING SYSTEM

Wykamol's No More Damp Tanking System contains an entire range of products, which when used in conjunction with each other, provide a waterproof finish for concrete and masonry. Suitable for both earth retaining walls and below ground structures as part of a BS8102 : 2009 compliant system.



Product Description	Code	Pack Size	Typical Coverage
NMD Waterstop, Grey	NMDWATERSTOP	5KG	Please Refer to DataSheet
NMD Universal Mortar and Fillet Seal	UNIMORT	25KG	1.4 m ² at 10 mm thickness
NMD Tanking Slurry Bag in Bucket, Grey	NMDTANKBUCK20	20KG	7 m ²
NMD Tanking Slurry Bag, Grey	NMDTANK20	20KG	
NMD Tanking Slurry Bag in Bucket, Grey Pallet Rate	NMDTANKBUCK PALL20	20KG x 50	
NMD Tanking Slurry Bag, Grey Pallet Rate	NMDTANKPALL20	20KG x 50	

For more information please visit: www.wykamol.com

For in depth technical advice speak to your Area Technical Manager.
Ask in branch for their contact information or call the Wykamol Group

NO MORE DAMP UNIVERSAL MORTAR AND FILLET SEAL

NO MORE DAMP Universal Mortar is a fibre reinforced, cementitious mortar which can be used for waterproofing, levelling and profiling and as a fillet at wall to floor and wall to wall junctions. **JUST ADD WATER!**



- ✓ **WIDE RANGE OF APPLICATIONS FROM A SINGLE PRODUCT**
- ✓ **AN INTEGRAL PART OF THE NO MORE DAMP TANKING SLURRY WATERPROOFING SYSTEM**
- ✓ **HIGH BOND STRENGTH WHICH ENSURES MONOLITHIC PERFORMANCE**
- ✓ **FIBRE REINFORCED TO GIVE IMPROVED TENSILE AND IMPACT STRENGTH**
- ✓ **SUITABLE FOR HORIZONTAL, VERTICAL AND OVERHEAD APPLICATIONS**
- ✓ **FACTORY BATCHED TO PROVIDE A MORE CONSISTENT QUALITY THAN 3:1 SAND:CEMENT MIX**

NO MORE DAMP TANKING SLURRY



NO MORE DAMP Tanking Slurry is a cementitious waterproofing system. Containing crystalline technology, it is designed to form a permanent waterproof coating to concrete and masonry in basements, cellars, foundations, swimming pools, renders, brickwork, blockwork and many other applications.

- ✓ **SUPERIOR BOND STRENGTH - BECOMES PART OF THE STRUCTURE**
- ✓ **PERMANENT WATERPROOFING FOR CONCRETE AND MASONRY**
- ✓ **SUITABLE FOR USE INTERNALLY AND EXTERNALLY**
- ✓ **SUITABLE FOR USE ABOVE AND BELOW GROUND**
- ✓ **JUST ADD WATER**
- ✓ **SAFE TO USE IN CONTACT WITH POTABLE WATER**
- ✓ **EASY TO APPLY USING BRUSH, ROLLER OR SPRAY**

NO MORE ROT

MICROTECH WOODWORM KILLER

Wykamol's NO MORE ROT Woodworm Killer is a ready-to-use insecticidal treatment which is effective against a wide range of wood boring insects, such as woodworm, killing the infestation and preventing future infestations. Always refer to the safety datasheet prior to application, which is downloadable from our website.



- ✓ PROTECTION IS LONG LASTING
- ✓ KILLS ACTIVE INFESTATIONS AND PREVENTS FUTURE INFESTATIONS
- ✓ MICROEMULSION TECHNOLOGY FOR DEEP PENETRATION OF TIMBER
- ✓ CAN BE APPLIED BY BRUSH AND LOW PRESSURE SPRAY
- ✓ QUICK DRYING, NON-FLAMMABLE AND VIRTUALLY ODOURLESS

MICROTECH DUAL PURPOSE

Lignum Wood Preserver is a ready-to-use fungicidal and insecticidal treatment which is effective against a wide range of wood rotting fungi (wet rot and dry rot) and wood boring insects. Always refer to the safety datasheet prior to application, which is downloadable from our website.



- ✓ PROTECTION IS LONG LASTING
- ✓ KILLS ACTIVE INFESTATIONS AND PREVENTS FUTURE INFESTATIONS
- ✓ MICROEMULSION TECHNOLOGY FOR DEEP PENETRATION OF TIMBER
- ✓ SUITABLE FOR INTERIOR AND EXTERIOR USE
- ✓ QUICK DRYING, NON-FLAMMABLE AND VIRTUALLY ODOURLESS
- ✓ CAN BE APPLIED BY BRUSH AND LOW PRESSURE SPRAY

Product Description	Code	Pack Size	Typical Coverage
Microtech Woodworm Killer	MTECHWWRTU	5 Litre	Up to 50 m ²
Microtech Dual Purpose	MTECHDUALRTU	5 Litre	Curative = Up to 16.5 m ² Preventative = 25 m ²

WYKABOR 10.1

Wykabor 10.1 is an aqueous wood preservative for the eradication of common furniture beetles and other wood boring insects, and the prevention of fungal decay in sound timbers. Always refer to the safety datasheet prior to application, which is downloadable from our website.



- ✓ MULTI-PURPOSE PRESERVATIVE
- ✓ HIGHLY PENETRATING
- ✓ VERY LOW ODOUR
- ✓ NON-FLAMMABLE
- ✓ SUITABLE FOR USE ON THE COMMON FURNITURE BEETLE AND OTHER WOOD BORING INSECTS

WYKABOR 20.1

Wykabor 20.1 is a brushable and injectable gel for use on timbers at high risk of damage by wood boring insects, dry rot and wet rot. It is ideal for joist ends, purling, wall plates, cut ends and rafters. Always refer to the safety datasheet prior to application, which is downloadable from our website.



- ✓ HIGHLY PENETRATING
- ✓ PERMANENT PROTECTION
- ✓ KILLS ACTIVE INFESTATIONS AND PREVENTS FUTURE INFESTATIONS
- ✓ 3 IN 1 TREATMENT - DRY ROT, WET ROT AND WOOD BORING INSECTS
- ✓ CAN BE APPLIED BY BRUSH OR INJECTED INTO PRE-DRILLED HOLES
- ✓ ODOURLESS, NON-STAINING AND EASY TO HANDLE
- ✓ LOW ENVIRONMENTAL HAZARD

Product Description	Code	Pack Size	Typical Coverage
Wykabor 10.1	WYKBOR105LT	5 Litre	Approx. 20 m ²
Wykabo 10.1	WYKBOR1025LT	25 Litre	Approx. 100 m ²
Wykabo 20.1 Gel	WYKBOR20GEL	5 Litre	Approx. 10 - 12.5 m ²

NO MORE ROT

LIGNUM PRO D156 CONCENTRATE

Lignum PRO D156 is a concentrated treatment for the eradication and prevention of wood boring insects and wood destroying and discolouring fungi. It is diluted with water and applied by brush or low pressure spray.



- ✓ PROTECTION IS LONG LASTING
- ✓ KILLS ACTIVE INFESTATIONS AND PREVENTS FUTURE INFESTATIONS
- ✓ MICROEMULSION TECHNOLOGY FOR DEEP PENETRATION OF TIMBER
- ✓ CAN BE APPLIED BY BRUSH AND LOW PRESSURE SPRAY
- ✓ QUICK DRYING, NON-FLAMMABLE AND VIRTUALLY ODOURLESS
- ✓ PREVENTS FUNGAL DECAY AND BLUE STAIN

LIGNUM PRO I62.5 CONCENTRATE

Lignum PRO I62.5 is a concentrated treatment for the eradication and prevention of wood boring insects. It is diluted with water and applied by brush or low pressure spray.



- ✓ PROTECTION IS LONG LASTING
- ✓ KILLS ACTIVE INFESTATIONS AND PREVENTS FUTURE INFESTATIONS
- ✓ MICROEMULSION TECHNOLOGY FOR DEEP PENETRATION OF TIMBER
- ✓ CAN BE APPLIED BY BRUSH AND LOW PRESSURE SPRAY
- ✓ QUICK DRYING, NON-FLAMMABLE AND VIRTUALLY ODOURLESS
- ✓ PREVENTS FUNGAL DECAY AND BLUE STAIN

Product Description	Code	Pack Size	Typical Coverage Once Diluted
Lignum PRO D156	LIGPROD156	1 Litre	82.5 m ² - 250 m ²
Lignum PRO I62.5	LIGPROI62.5	1 Litre	82.5 m ² - 125 m ²



DAMP AND TIMBER COURSES

**DATES AVAILABLE
THROUGHOUT THE YEAR**

**Please ask in branch
for more details**

NO MORE CRACKS

Buildings constructed primarily out of masonry are susceptible to varying types of movement which will result in structural defects. For the typical structural issues that arise in properties across the UK, Wykamol's NO MORE CRACKS range offer a solution. Retrofit of cavity wall ties, resin crack sealing and remedial crack stitching are just 3 issues which can be rectified by the easy-to-use NO MORE CRACKS Kits.



Wall ties are an essential element for the stability of a cavity wall structure, tying the weather protecting masonry facade to the main body of the building. Sometimes, cavity wall ties are omitted or the wall ties used are made from inappropriate material and quickly become corroded. In these cases, a retrofit Cavity Wall Ties system must be installed.

For more information please visit www.wykamol.com

WALL TIES & CAVITY WALL FAILURE



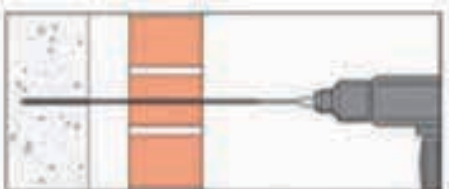
NO MORE CRACKS Cavity Wall Ties are a helical shaped, remedial wall tie which is driven into the pilot hole and can be installed into any type of masonry. Where the quality of the masonry is suspect, resin or grout can be pumped into the drilled hole to secure the wall tie in place.

- ✓ **EASY INSTALLATION**
- ✓ **MINIMAL DISRUPTION TO THE FACADE OR ANY CAVITY INSULATION PRESENT**
- ✓ **EASY TO INSTALL USING A SETTING TOOL IN A HAMMER DRILL (CD WALL TIE FIXING TOOL)**
- ✓ **CAN BE FIXED IN PLACE WITH GROUT OR RESIN**
- ✓ **ROBUST AND CORROSION FREE**
- ✓ **PROVEN THROUGH INDEPENDENT TESTING FOR OVER 25 YEARS**
- ✓ **NOT EFFECTED BY COMBUSTION, FIRE OR EXTREME TEMPERATURE**

Product Description	Code	Pack Size
Remedial 180 mm Wall Tie (0 - 20 mm Cavity)	CDT-180-50	50
Remedial 205 mm Wall Tie (25 - 45 mm Cavity)	CDT-205-50	50
Remedial 230 mm Wall Tie (50 - 70 mm Cavity)	CDT-230-50	50
Remedial 255 mm Wall Tie (75 - 95 mm Cavity)	CDT-255-50	50
Remedial 280 mm Wall Tie (100 - 120 mm Cavity)	CDT-280-50	50
Remedial 305 mm Wall Tie (125 - 145 mm Cavity)	CDT-305-50	50
CD Wall Tie Fixing Tool	CDT-DRIVER	1
Epoxy Acrylate Resin	THEA380	380 ml
Single Tube Resin Gun	THRGST	1

NO MORE CRACKS

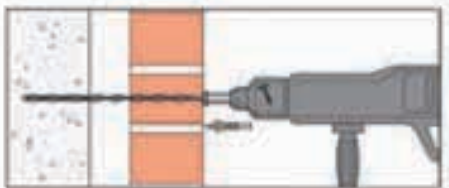
How Do I Install Wall Ties?



1



2



3

1

Drill a pilot hole of appropriate diameter, using a light percussive hammer drill. Stop the drill rotation prior to drilling the remote wall layer, to prevent 'whipping'.

2

Insert a 9 mm Thor Helical wall tie into the SDS support tool and **DRIVE** the tie into the masonry using a lightweight rotary hammer drill.

3


Once the tool recesses the tie beneath the wall face, finish by disguising the entry bore with a suitable filler, compacted around the tie's driving shank portion.



WATCH OUR INSTALLATION VIDEO

Watch video

Where Do I Place the Wall Ties?



X Remedial Wall Tie Position

BRE Recommended Drilling Pattern for 50 - 300 mm cavity width and both leaves more than 90 mm thick:

- A:** Maximum 225 mm above DPC/ground level
- B:** Vertical maximum 300 mm around openings
- C:** 225 mm from corners
- D:** Minimum 450 mm from internal corner brickwork return
- E:** 900 mm apart horizontally in a diamond pattern
- F:** 450 mm apart vertically in a diamond pattern

Width of Cavity	Recommended Length of Wall Tie
25 - 50 mm	205 mm
60 - 85 mm	230 mm
85 - 110 mm	255 mm

NO MORE CRACKS

NO MORE CRACKS CRACKSTITCHING KIT




KIT INCLUDES:

- 10 x 1 M Thor Helical Crack Stitching Bars in Grade 304 Stainless Steel
- 1 x 10 Kg tub containing 2 x 5 Kg of W60 Flexi Grout (yield = 3 L)
- 1 x Grout-Master Applicator with Hi-Flo Nozzle
- 1 x Mixer paddle
- 1 x Finger Trowel

Product Description	Code	Pack Size
NMC Crack Stitching Kit	THCRACKPAC	KIT
Crack Stitching Bar 6 mm x 1000 mm	THBM6X1000F	1
Crack Stitching Bar 8 mm x 1000 mm	THBM8X1000F	1
Crack Stitching Bar 9 mm x 1000 mm	THBM9X1000F	1
Grout-Master Applicator with Hi-Flo Nozzle (yellow)	WHOGM	1
W60 Flexi Grout, 2 x 5 Kg in a Bucket	THW60	10 Kg/ 3 L Yield

WHERE DO I PLACE CRACKSTITCHING BARS?



Depth of			
Masonry	Slot	Grout	Rod
102 mm	30 mm	20 mm	20 mm
215 mm	45 mm	30 mm	30 mm

Tolerances = + 5 mm / - 0 mm

For more information please visit www.wykamol.com

HOW TO USE CRACK STITCHING BARS

HOW DO I INSTALL CRACK STITCHING BARS?



1

Chase horizontal slots at 300 mm intervals that extend 500 mm on each side of the crack.

2

Clear loose debris from slots and flush thoroughly with water.

3

Pump bead of WHO60 cement grout to rear of slot, filling it evenly to approximately two thirds full.

4

Push helical crack stitching bar into grout, to approximately two thirds of the slot depth. Trowel displaced grout to firmly encapsulate the bar.

5

Make good the wall chase to disguise the slot. Repair cracks between the helically reinforced masonry with Crack Sealer Plus.

WATCH OUR INSTALLATION VIDEO



NO MORE CRACKS

CRACK SEALER PLUS



KIT INCLUDES:

- 1 x Crack Sealer Base
- 1 x Crack Sealer Hardener
- 1 x Plunger Plate
- 1 x Piston
- 1 x 400 cc Cartridge
- 1 x Nozzle Set

No More Cracks Crack Sealer Plus is a 2 part epoxy adhesive specifically formulated for repairing fine cracks in brick, block, stone, concrete and masonry.

- ✓✓ PROVIDES A WATERPROOF SEAL
- ✓✓ QUICK AND EASY TO USE
- ✓✓ SUITABLE FOR BRICKS, BLOCKS, RENDER AND CONCRETE
- ✓✓ FILLS CRACKS FROM 2 MM - 12 MM WIDE WITHOUT INJECTION PORTS
- ✓✓ FLEXIBLE 2 MM AND 4 MM INJECTION NOZZLES FOR ULTRA-FINE CRACKS
- ✓✓ GEL RAPIDLY AND CURES WITHIN 12 HOURS

**CAN BE
OVER
PAINTED**



Before



During



After



Before



During



After

Product Description	Code	Pack Size
Crack Sealer Kit for Brick	CRACKRED	300 ml
Crack Sealer Kit for Renders	CRACKGREY	300 ml

For more information please visit www.wykamol.com

HOW TO USE CRACK SEALER PLUS

1

Add the content of the smaller container (hardener) to the content of the larger container (base).

2

Mix the two pastes thoroughly, ideally with a mixing knife.

3

Place the follower-plate onto the surface of the mixed material, ensuring it sits parallel to the edges of the tub, with the lip pointing upwards

4

Place the back end of the cartridge centrally over the hole in the follower plate. Press the cartridge firmly and continuously down until the follower plate bottoms on the mixing tub base.

5

Carefully remove and invert the now full cartridge

6

Assemble the nozzle adaptor and nozzle and attach to the cartridge. Insert the rear end plunger.



WATERPROOFING SOLUTIONS



The Wykamol Group are the only UK based manufacturers of waterproofing materials who offer to Design, Advise and Supply all your waterproofing projects.

Ask in branch to contact your local Technical Expert.

We will visit site, design your waterproofing specification, provide your local branch with a list of the products you need and deliver them directly to site.

Our Structural Waterproofing specialists can aid you in obtaining a 10 Year Insurance Backed Guarantee, supply products for waterproofing systems Type A, B and C and specify at every stage of a project.

WYKAMOL CM CAVITY DRAIN MEMBRANES

Wykamol are the only UK manufacturers of HDPE Cavity Drain Membranes and our extensive range offers varying stud heights, for different drainage capacities and membranes with or without mesh, suitable for a range of finishes. For product codes on Cavity Drain Membranes and Ancillaries please see overleaf.



WATCH OUR BASEMENT WATERPROOFING VIDEO



CREATES A DRY HABITABLE LIVING SPACE IN AREAS PREVIOUSLY SUFFERING FROM DAMP/WET CONDITIONS



WATERPROOF, SALT INHIBITING, ROOT AND CONTAMINANT RESISTANT



QUICK TO INSTALL - MINIMAL PREPARATION NEEDED TO WALL SURFACES



EASY TO FOLD AROUND WINDOWS AND DOORS



EASILY CUT DOWN USING A SHARP BLADE



PART OF A TYPE C CAVITY DRAIN MEMBRANE SYSTEM IN LINE WITH BS8102:2009



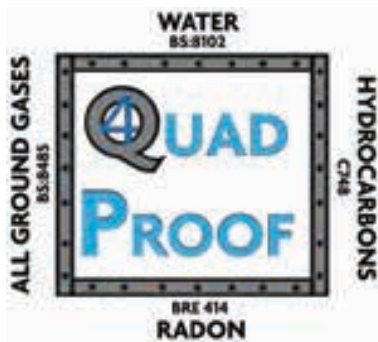
CLEAR FOR EASY APPLICATION AND FIXING OF WYKAMOL CM BRICK AND CM PLASTER PLUGS

For more information please visit: www.wykamol.com

TYPE C GROUND GAS AND WATERPROOFING MEMBRANES

QUADPROOF MEMBRANES

The Wykamol Quadproof membrane is a polyethylene membrane available with bonded textile for pre-applied applications or with an all weather adhesive backing for post-applied applications. Quadproof protects against Methane, Carbon Dioxide, Radon, Ground Gases, VOCs, Hydrocarbons, air and moisture.



ALL IN ONE PROTECTION AGAINST METHANE, CARBON DIOXIDE, RADON, GROUND GASES, VOCs, HYDROCARBONS, AIR AND WATER



FULL SURFACE CONTACT BETWEEN THE MEMBRANE AND CONCRETE



MANUFACTURED TO MEET THE MOST UP-TO-DATE BRITISH STANDARDS BS8485:2015 AND BS8102:2009



EXCEPTIONAL CHEMICAL RESISTANCE



LONG TERM DURABILITY (PERFORMANCE GUARANTEED FOR LIFETIME OF THE BUILDING)



QUICK AND EASY INSTALLATION



WATERPROOFING BARRIER TYPE A AND GROUND GASES BARRIER IN ONE



SUPER BONDING SELF-ADHESIVE BITUMEN (POST-APPLIED)

Product Description	Code	Pack Size
Quadproof Bond (Pre-applied)	QPBOND	25 m ²
Quadproof Tank (Post-applied)	QPTANK	20 m ²
Quadproof Loose Lay	QUADPROOF	50 m ²
Quadproof Liquid Gas Barrier	QPLGB	15 Kg
Quadproof Primer	QPPRIMER25	25 Litre
Quadproof Reinforcement Flex Tape	QPRFTAPE	1.2 m x 5 m
Quadproof Detailing Strip	QPDSTRIP	1 m x 25 m
Quadproof Tape	QPTAPE	1 m x 15 m
Quadproof Extension Tape	QPEXTAPE	0.3 m x 20 m
Quadproof External Corner Unit	QPEXTCORNER	1
Quadproof Internal Corner Unit	QPINTCORNER	1

WYKAMOL STRUCTURAL

PRODUCT	CODE	DESCRIPTION	PACK SIZE
	CM32X20	CM3 MEMBRANE 2M X 20M, BLACK	40M ²
	CM82X20	CM8 MEMBRANE 2M X 20M, CLEAR	40M ²
	CM82.4X20	CM8 MEMBRANE 2.4M X 20M, CLEAR	48M ²
	CM8MESH2X10	CM8 MESH MEMBRANE 2M X 10M, CLEAR	20M ²
	CM8MESH2X20	CM8 MESH MEMBRANE 2 M X 20 M, CLEAR	40M ²
	CM202X10	CM20 MEMBRANE 2M X 10M, BLACK	20M ²
	CM202X20	CM20 MEMBRANE 2M X 20M, BLACK	40M ²
	SUREPRIME	SUREPROOF MEMBRANE PRIMER	5 L
	SUREPROOF	SUREPROOF EXTERNAL MEMBRANE 1M X 20M	20M ²
	SURETAPE	SUREPROOF TAPE 300MM X 20M	1
	MICROSEALER	MICROSEALER	25 L
	CMBRICK SEAL200	BRICK PLUGS WITH SEALS	200
	CMPLASTER PLUG200	WYKAMOL PLASTER PLUG (NO SEALS)	200

For more information please visit: www.wykamol.com

WATERPROOFING ANCILLARIES

PRODUCT	CODE	DESCRIPTION	PACK SIZE
	CMPLASTER SEAL200	WYKAMOL PLASTER PLUG WITH SEALS	200
	WYKPLUG SEALS	PLUG SEALS	200
	WYKCSTRIP20	WYKAMOL CORNER STRIP 150MM X 20M	1
	WYKOVER	WYKAMOL OVERSEAL TAPE 75MM X 22.5M	1
	WYKFIBRE	FIBRE TAPE FOR MESH MEMBRANES 115MM X 25M	1
	WYKROPE	WYKAMOL ROPE 10MM X 5M	1
	WYKTAPE	WYKAMOL TAPE 28M X 22M	1
	PUMPOONLY3	WYKAMOL PUMP 6.8	1
	PUMPOONLY4	WYKAMOL PUMP 12.4	1
	SUMPFLO/AC	SINGLE PUMP SUMP KIT (6.8), TWIN OUTLET + METAL LID	1
	SUMPDOUBLE 303TO/AC	DOUBLE PUMP SUMP KIT (2 X 12.5) TWIN OUTLET + METAL LID	1
	SUMPDOUBLE BBPS301TO/AC	PUMP SUMP KIT (2 X 6.8), BATTERY BACKUP, TWIN OUTLET + METAL LID	1
	SUMPDOUBLE BBPS303TO/AC	PUMP SUMP KIT (2 X 12.5), BATTERY BACKUP, TWIN OUTLET + METAL LID	1

PRODUCT	CODE	DESCRIPTION	PACK SIZE
	AQUASAFE	AQUASAFE ALARM WITH BATTERY BACKUP AND BUILT IN SERVICE ALARM	1
	UCO	UNIVERSAL CHANNEL OUTLET	1
	WGCHANNEL	WATERGUARD CHANNEL 2M	1
	WGJETEXT	WATERGUARD JETTING EYE EXTENSION	1
	WGDRAINEDL	WATERGUARD DRAINEND LEFT	1
	WGDRAINENDR	WATERGUARD DRAINEND RIGHT	1
	WGDRAINOUT	WATERGUARD DRAINOUTLET 34MM	1
	WGCORNER	WATERGUARD CORNER INTERNAL	1
	WGCORNERX	WATERGUARD CORNER EXTERNAL	1
	ECLIPSE	HEAT RECOVERY VENTILATOR UNIT KHRV150	1
	KHRV150EXT	HEAT RECOVERY VENTILATION EXTENSION KIT	1
	WATERSTOP	WATERSTOP FAST-SETTING, PLUGGING WATERPROOF MORTAR	5KG
	HYDRA20	HYDRADRY TANKING SLURRY	20KG BAG



**UPCOMING BASEMENT PROJECT?
Ask in Branch about Wykamol's
Design Services,
Technical Support and Site Visits**

WYKAMOL

CONTRACTORS TRAINING COURSES

TAP INTO SOME OF THE BEST TECHNICAL ADVICE IN THE COUNTRY

The Wykamol Group like to ensure that contractors are installing our products to the highest possible standard and to achieve this, we arrange regular and well attended Contractor's Training Courses throughout the country. Please ask in branch or contact Head Office for information on course availability in your area.

TRAINING COURSE CONTENT



Wykamol Contractor's Training Courses are suitable for start-up contractors and established contractors who would like to become a Wykamol Registered Installer* and apply to become a member of CGS - Construction Guarantee Solutions.

*Becoming a Wykamol Registered Installer is a process which begins with attending a Contractor's Training Course and includes inspection of at least 3 on-site projects. Contractors are then entered into our database against their chosen Merchant Partner and Branch. The awarding of Registered Installer status is at the discretion of the Wykamol Group's Technical Department. The Wykamol Group Limited are not responsible for any work completed by a Registered Installer.

For more information please visit: www.wykamol.com



WHAT IS CGS?

CGS or Construction Guarantee Solutions issue insurance backed guarantees to homeowners when a member of CGS completes a project on their home.

Homeowners are insisting on insurance backed guarantees more and more, as the guarantee is valid in every eventually, even if the contractor is no longer trading. Considering that 70% of all companies go out of business within 20 years, why would you take the chance?

Sticking a pin into a phone book gives you a 20-1 chance of finding a contractor good enough to be backed by an insurance company authorised and regulated by the FSA.

When comparing, quotes ask competing contractors which of these they can offer (if any):

1. Actual insurance period of 10 years (with the option of extending this period when it expires)
2. Independent checking for technical competence
3. Health and safety competence and financial stability
4. Underwriter that is authorised and regulated by the FCA
5. Access to the Financial Ombudsman Service
6. Insurance certificate for each property
7. Security of the Financial Services Compensation Scheme
8. NHBC and Zurich Approved
9. Insurance Premium Tax (IPT) applied (as required by law for all genuine insurance)
10. Automatic free assignment on sale of property
11. Protection against contractor failure for any reason

For more information on becoming a member of CGS and issuing insurance backed guarantees, contact your Area Technical Manager.

Ask in Branch for a list of Contractors who can offer CGS Guarantees.

PRODUCT AND TRAINING NOTES

[illegible]

Lined area for notes or text.

A Solution for Every Problem • A Solution for Every Problem



Wykamol
GROUP LIMITED

WYKAMOL GROUP LTD

BUSINESS PARK,
BURNLEY,

WYKAMOL GROUP
NETWORK 65 BUSINESS PARK,
HAPTON, BURNLEY,
BB11 5TH
WYKAMOL.COM

INFO@WYKAMOL.COM

INFO@WYKAMOL.COM
WWW.WYKAMOL.COM
400 6666

INFO@...
WWW.WYKAM...
0845 400 6666



A Solution for Every Problem • A Solution for Every Problem

A Solution for Every Problem • A Solution for Every Problem • A Solution for Every Problem • A Solution for Every Problem

A Solution for Every Problem • A Solution for Every Problem • A Solution for Every Problem • A Solution for Every Problem