



**KLAUS Multiparking GmbH**  
Hermann-Krum-Straße 2  
D-88319 Aitrach  
Fon +49 (0) 75 65 508-0  
Fax +49 (0) 75 65 508-88  
info@multiparking.com  
www.multiparking.com

## PRODUCT DATA



## mastervario F3

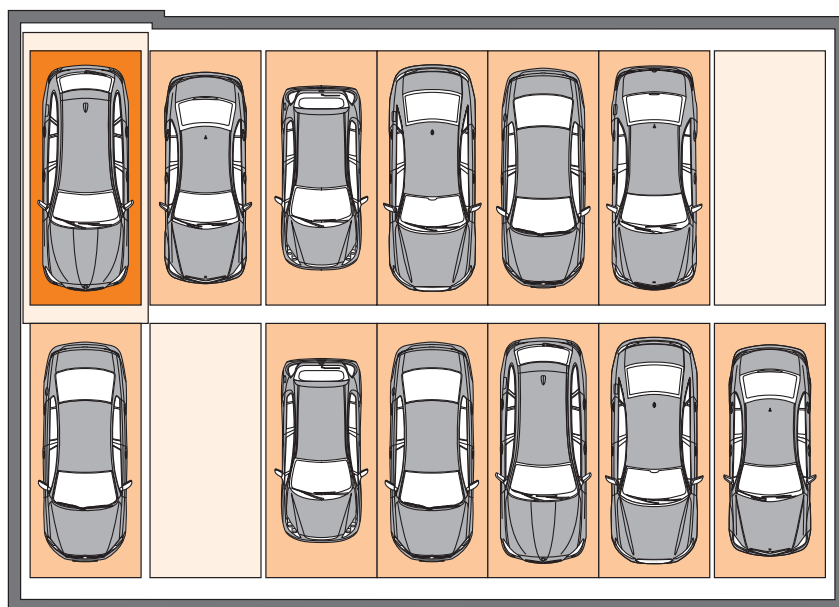
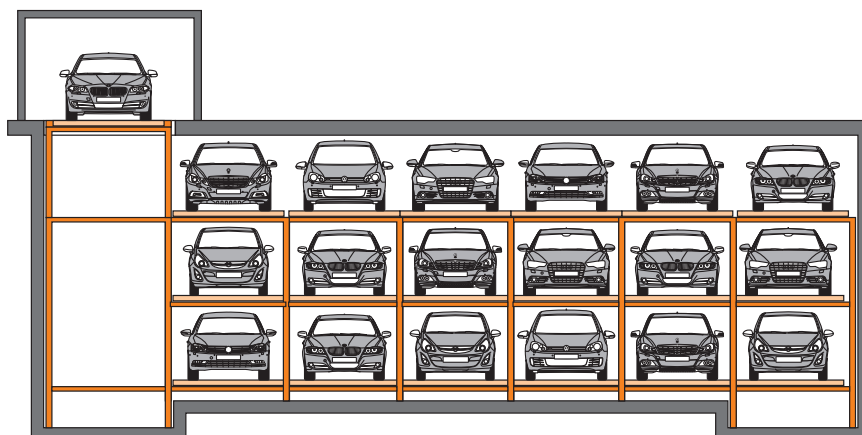
### Surface system

The automatic surface system optimally utilizes the floor space of an object.

The surface system can be designed as above-ground or underground system or as a combination of both variants.

- Multi row surface system with elevator and horizontal conveying unit
- Optional turning unit
- Up to 5 parking levels
- Per parking level, two to five rows to the side of the elevator
- For 10 to 50 cars
- Vehicle height freely selectable (but must be uniform)
- Floor loads per parking space: 2500 kg
- Higher loads per parking space possible upon request

**Please note the separate technical information.**

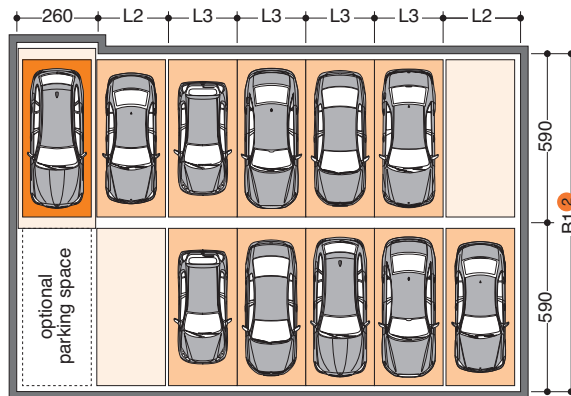
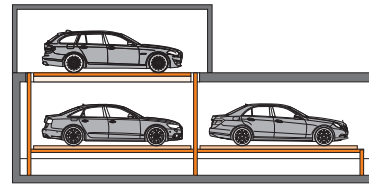
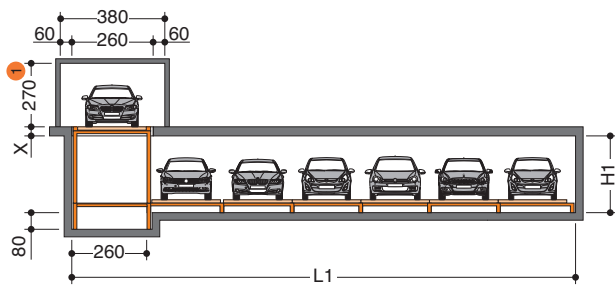


## Dimensions one parking level

- For 2–5 rows to the side of the lift
- Up to 8 cars next to each other
- Transfer cabin arranged to the side of the parking area

- Vehicle height freely selectable (but must be uniform)
- Turning unit optional (in transfer cabin or in system)

### Surface system with one parking level



### Electrical cabinet

Close to the transfer cabin room for an electrical cabinet is to be provided.  
Minimum dimensions:  
l: 240 cm, w: 200 cm, h: 230 cm.

### Height dimensions

levels	all levels for vehicles up to 160 cm		all levels for vehicles up to 180 cm		all levels for vehicles up to 200 cm	
	H1	car height	H1	car height	H1	car height
1	215	160	235	180	255	200

### Width dimensions

rows	B1
2	1140
3	1710
4	2280

### Length dimensions

parking spaces per level	platform width 230 cm			platform width 220 cm		
	L1	L2	L3	L1	L2	L3
6	1220	250	235	1170	235	225
8	1455	250	235	1395	235	225
10	1690	250	235	1620	235	225
12	1925	250	235	1845	235	225
14	2160	250	235	2070	235	225
16	2395	250	235	2295	235	225
18	2630	250	235	2520	235	225
20	2865	250	235	2745	235	225
22	3100	250	235	2970	235	225
24	3335	250	235	3195	235	225

① The dimension 270 depends on the gate selected (please contact KLAUS Multiparking).

② If intermediate walls are used, the width for B1 changes accordingly.

Page 1  
Title page

Page 2  
One parking  
level

Page 3  
Several  
parking  
levels

Page 4  
Variants

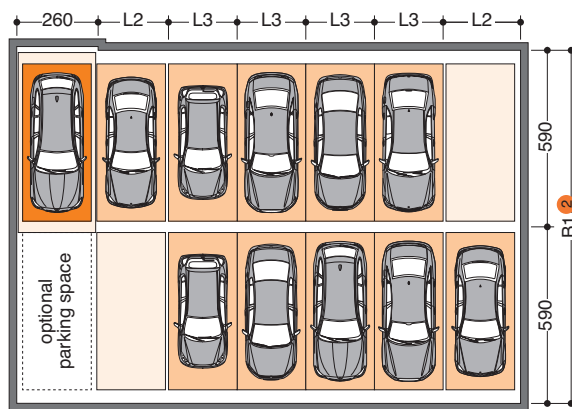
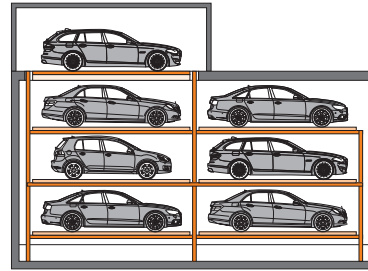
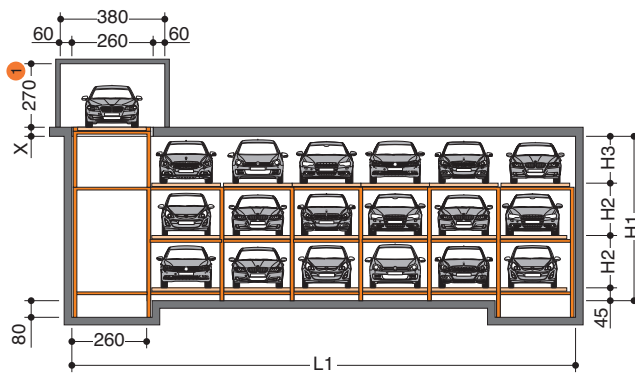
Page 5  
Variants

## Dimensions several parking levels

- For 2–5 rows to the side of the lift and up to 4 levels
- Up to 8 cars next to each other
- Transfer cabin arranged to the side of the parking area

- Vehicle height freely selectable (but must be uniform)
- Turning unit optional (in transfer cabin or in system)

### Surface system with several parking levels



### Electrical cabinet

Close to the transfer cabin room for an electrical cabinet is to be provided.  
Minimum dimensions:  
l: 240 cm, w: 200 cm, h: 230 cm.

### Height dimensions

levels	all levels for vehicles up to 160 cm		all levels for vehicles up to 180 cm		all levels for vehicles up to 200 cm	
	H1	car height	H1	car height	H1	car height
1	215	160	235	180	255	200
2	430	160	470	180	510	200
3	640	160	700	180	760	200
4	850	160	930	180	1010	200

car height	H2	H3
160	210	175
180	230	195
200	250	215

### Width dimensions

rows	B1
2	1180
3	1760
4	2340
5	2920

### Length dimensions

parking spaces per level	platform width 230 cm			platform width 220 cm		
	L1	L2	L3	L1	L2	L3
6	1290	285	235	1250	275	225
8	1525	285	235	1475	275	225
10	1760	285	235	1700	275	225
12	1995	285	235	1925	275	225
14	2230	285	235	2150	275	225
16	2465	285	235	2375	275	225
18	2700	285	235	2600	275	225
20	2935	285	235	2825	275	225
22	3170	285	235	3050	275	225
24	3405	285	235	3275	275	225

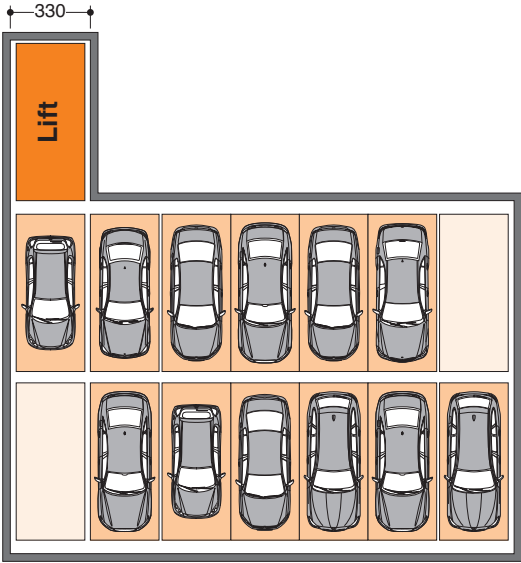
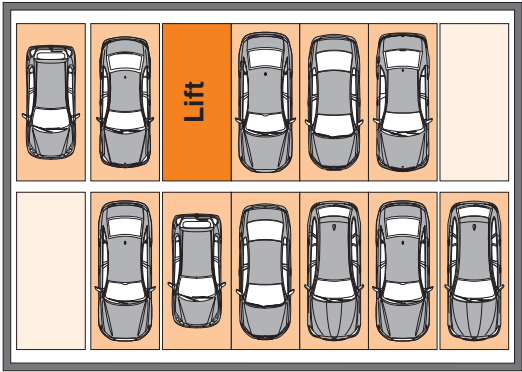
① The dimension 270 depends on the gate selected (please contact KLAUS Multiparking).

② If intermediate walls are used, the width for B1 changes accordingly.

Arrange options

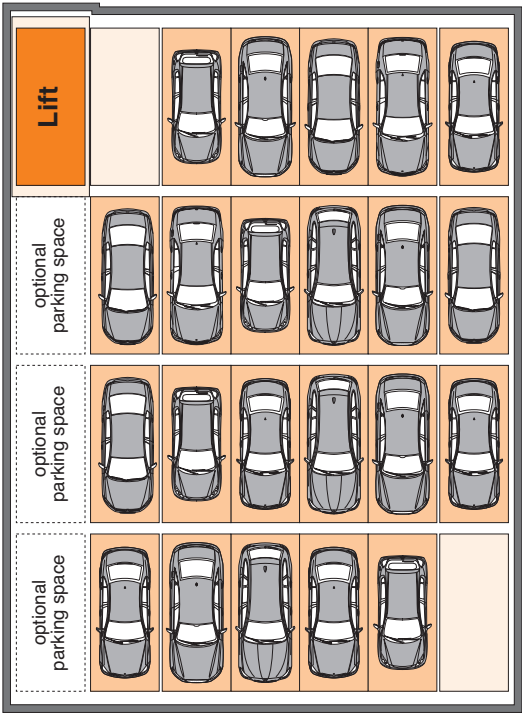
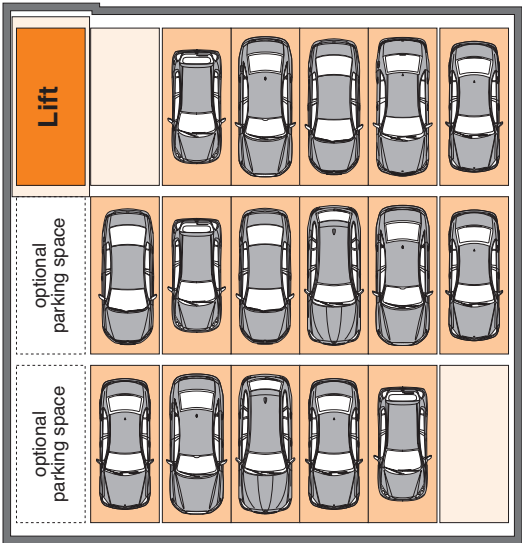
Position of the lift

The lift can be located on all four corners of the MasterVario F3. Special solutions possible (front-side arrangement in front of the parking system or on the parking level).



Multi-row arrangement

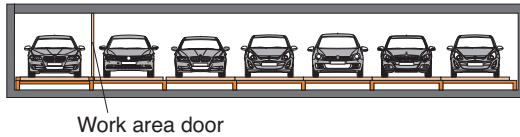
System with two or more rows is possible.



## Arrange options

### Transfer area on the parking level

If the transfer area is located on the parking level, no elevator is required. Additional work area doors are required.



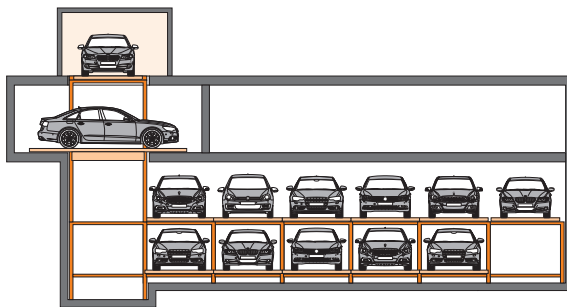
## Turning unit

### Turning unit in transfer area

If forward driving is requested, or if stipulated by building regulations, a turning unit is used in the transfer area.

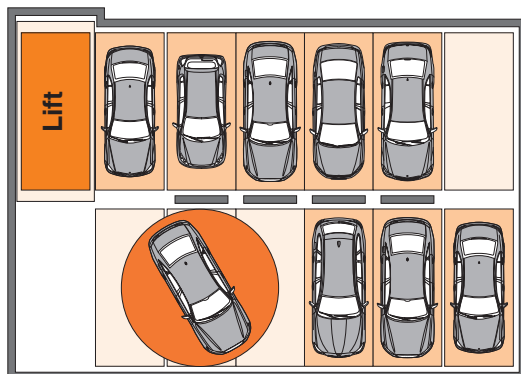
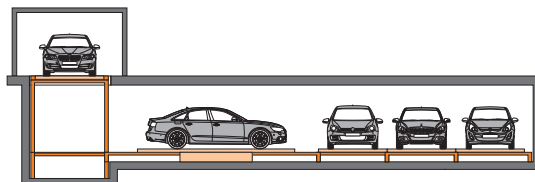
### Turning unit on lift

If a turning unit is used on a lift, the vehicles are turned in the transfer area or on an intermediate level (please consult KLAUS Multiparking).



### Turning unit in lower parking level

The turning unit can be also be arranged in the lower parking level (please consult KLAUS Multiparking).



## We reserve the right to change this specification without further notice

KLAUS Multiparking reserves the right in the course of technical progress to use newer or other technologies, systems, processes, procedures or standards in the fulfillment of their obligations other than those originally offered provided the customer derives no disadvantage from their so doing.