



COLOUR OF THE YEAR 2022

BRIGHT SKIES™

Look up & imagine a FRESH NEW LOOK

Light and airy colour combinations to help you and your client **revitalise** your home

One room, four ways
with **Bright Skies™**



Explore our global colour expertise

AkzoNobel



The Workshop Colours



The Greenhouse Colours



The Studio Colours



The Salon Colours



Heleen van Gent, Creative Director, AkzoNobel's Global Aesthetic Center

INTRODUCING
DULUX COLOUR OF
THE YEAR 2022

BRIGHT SKIES™

Once again, our **colour specialists** plus a team of top international design experts have gathered the latest global trends and insights, selecting a **Colour of the Year** with supporting palettes that reflects the mood of the moment – a tone that's set to have an impact on homes all over the world. Our Colour of the Year is a **light, airy and optimistic** shade that encapsulates a breath of fresh air. After a spell of feeling shut in, we crave expansion – the great outdoors, the open air, a **fresh approach** and a new start. We've gathered ideas and inspiration in this guide to help you and your client to **imagine** a fresh new look.



"DULUX COLOUR
OF THE YEAR
IS A LIGHT, AIRY
AND OPTIMISTIC
SHADE THAT
ENCAPSULATES
A BREATH OF
FRESH AIR"

Heleen van Gent



ONE ROOM, FOUR WAYS

Combine Bright Skies™ with beautiful shades from the ready-made complementary colour palettes to easily revitalise your home.

THE WORKSHOP COLOURS

A-DO-IT ALL SPACE

Multicoloured and joyful, this light, bright palette is perfect for reinventing the home, and zoning a multi purpose space. Positive and complementary, they make the functional fun.



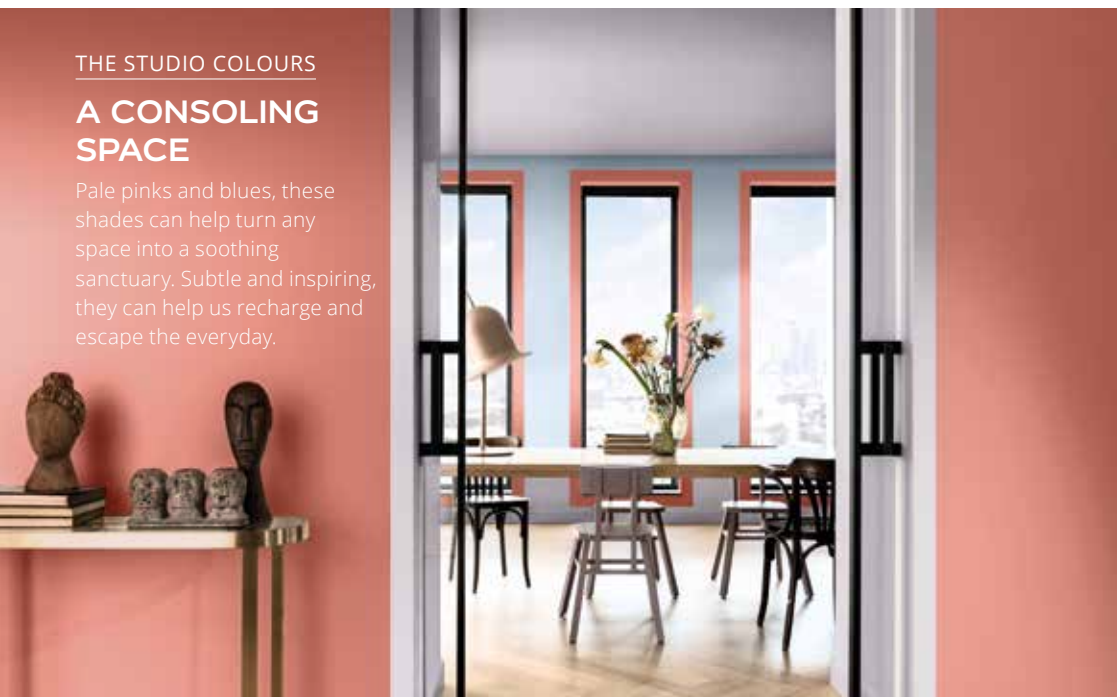
Bright Skies™
14BB 55/113

Spiced Honey™
00YY 26/220

THE STUDIO COLOURS

A CONSOLING SPACE

Pale pinks and blues, these shades can help turn any space into a soothing sanctuary. Subtle and inspiring, they can help us recharge and escape the everyday.



Blood Orange™
29YR 27/355

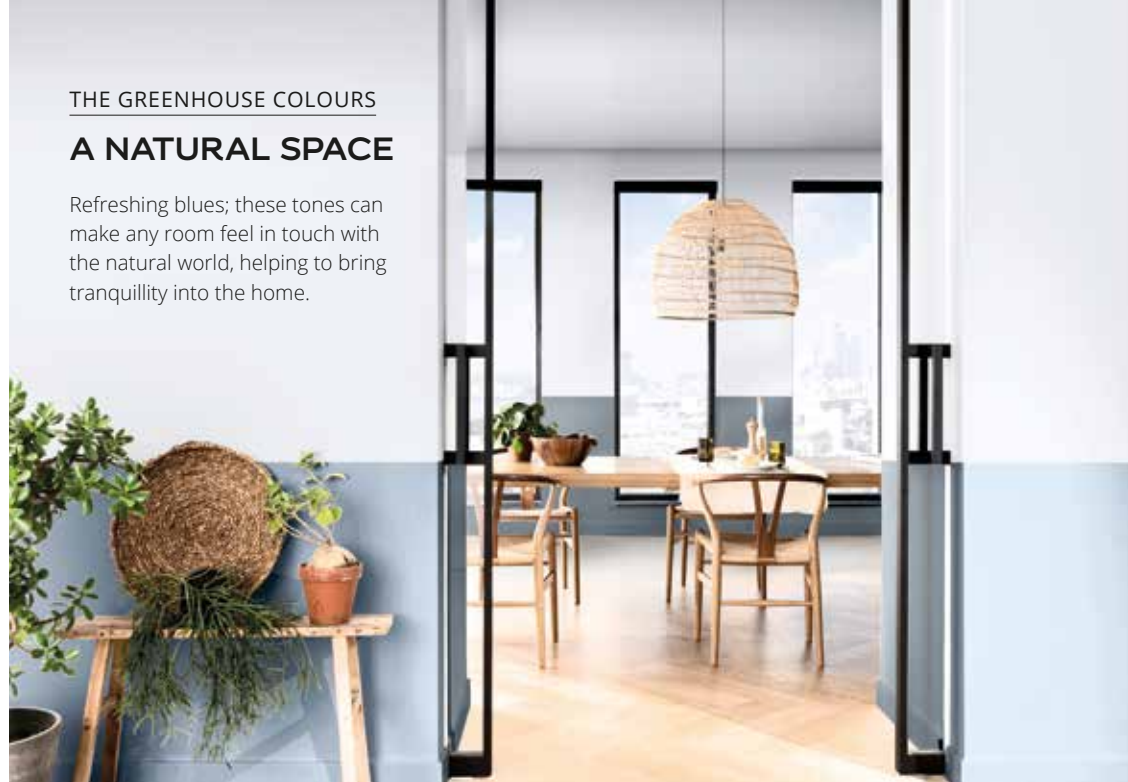
Lilac Fancy
50RB 48/051

Bright Skies™
14BB 55/113

THE GREENHOUSE COLOURS

A NATURAL SPACE

Refreshing blues; these tones can make any room feel in touch with the natural world, helping to bring tranquillity into the home.



Bright Skies™
14BB 55/113

Denim Drift™
87BG 27/077

Moon Cloud
10BB 73/039



Morning Oats
44YY 65/034

Bright Skies™
14BB 55/113

Brave Ground™
10YY 30/106

THE SALON COLOURS

EMPATHY AND OPENNESS

Soft whites and light neutrals, these shades create the perfect blank canvas. Fresh and unifying, they can help make a home that's ready for anything.

Find out how to achieve these looks and paint effects at [Duluxtrade.co.uk/cf22](https://duluxtrade.co.uk/cf22)

PAINT A SOOTHING SCHEME

Subtle, inspiring and joyful, the Studio palette of vibrant pinks creates a space where you can relax and feel inspired.

#1 MAKE A STATEMENT

PATCHWORK OF COLOUR

Coordinating shades from the Studio palette are ideal for a bright backdrop that's inspiring and inventive. Simply mix and match blocks of colour in a selection of your favourite Studio tones colours, alongside light and airy Bright Skies™.



Artist's Brush
00YY 63/067

Pressed Petal™
10YR 37/143

Bright Skies™
14BB 55/113

Blood Orange™
29YR 27/355

Warm Straw
47YY 62/143

Violet Morning
24RB 66/037

#2 GOOD FOR THE SOUL

ESCAPE THE EVERYDAY

Choose the soft, airy tones of the Studio palette with Colour of the Year 2022, Bright Skies™ for a soothing space to recharge and feel inspired.



Bright Skies™
14BB 55/113

Restful Slumber
30BB 45/049

Birch Root
50RR 32/029

#3 ZONING

BRIGHT, AIRY AND INSPIRING

Use a wide panel of paint as a great way to frame your furniture. A strip of Bright Skies™ is continued onto the ceiling for a wraparound look with a modern, fresh feel.



Warm Straw
47YY 62/143

Bright Skies™
14BB 55/113

#4 BLENDING SPACES

ADD WARMTH TO ANY SPACE

In a large space, add warmth with a deeper pink tone set against a pale border. And think about the whole space not just one room. Adding details of the same colour in the adjoining area will help the whole scheme hang together.



Lilac Fancy
50RB 48/051

Bright Skies™
14BB 55/113

Blood Orange™
29YR 27/355



Find out how to achieve these looks and paint effects at [Duluxtrade.co.uk/cf22](https://www.duluxtrade.co.uk/cf22)

BRING THE OUTSIDE IN

The trend-led greens and blues of the Greenhouse palette, used with Dulux Colour of the Year 2022, Bright Skies™, can make any room feel in touch with the natural world.

#1 RESTORATIVE

CONNECT WITH NATURE INDOORS

Bring the positive effects of nature inside with the fresh greens and blues of the Greenhouse palette used with Dulux Colour of the Year 2022, Bright Skies™ - our need for nature has never been so tangible.



Moon Cloud
10BB 73/039

Denim Drift™
87BG 27/077

Bright Skies™
14BB 55/113

River Valley
50BG 44/094



#2 MAKE THE MOST OF DAYLIGHT

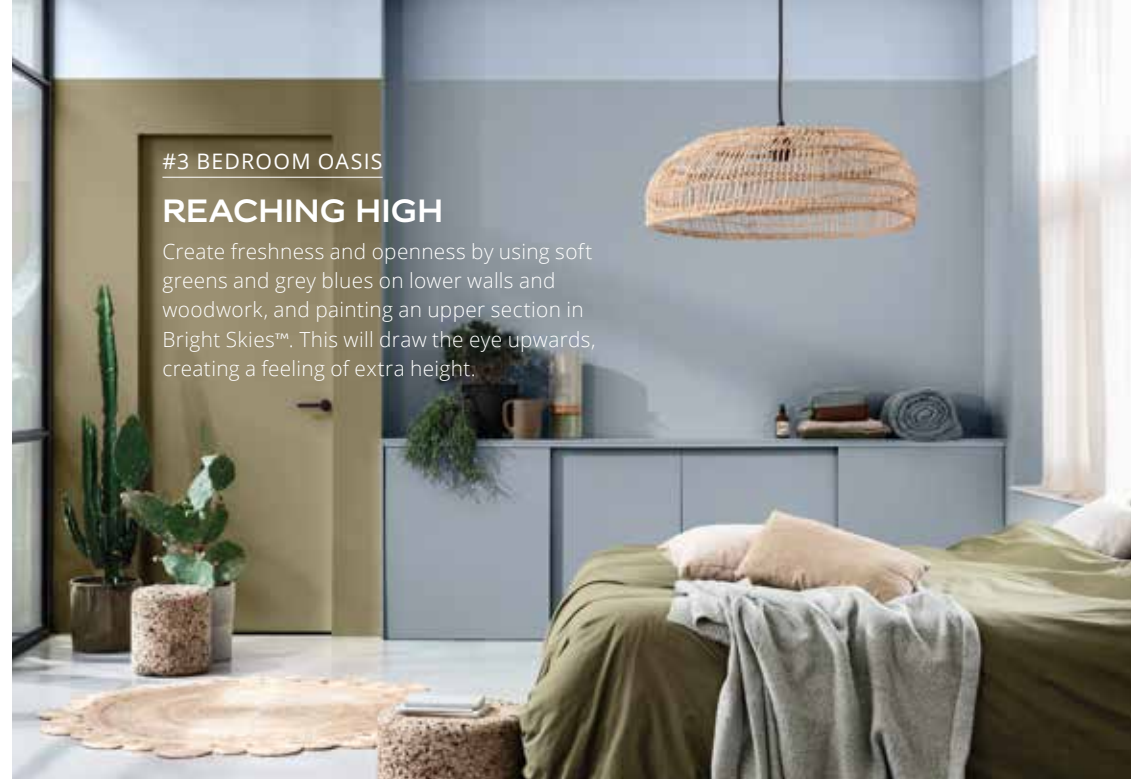
TURN YOUR CEILING INTO A SKY

Bright Skies™ is the perfect choice for overhead, giving a light and airy sense of limitless space in any room. Try combining it with cool, calm soft green walls from the Greenhouse palette for a fresh, wraparound feel.

Bright Skies™
14BB 55/113

Fresh Foliage
50GG 40/064

River Valley
50BG 44/094



#3 BEDROOM OASIS

REACHING HIGH

Create freshness and openness by using soft greens and grey blues on lower walls and woodwork, and painting an upper section in Bright Skies™. This will draw the eye upwards, creating a feeling of extra height.

Bright Skies™
14BB 55/113

Rich Earth
30YY 17/209

Denim Drift™
87BG 27/077



Bright Skies™
14BB 55/113

Moon Cloud
10BB 73/039

Tranquil Dawn™
45GY 55/052

#4 HIGH-TECH HARMONY

SOFTEN YOUR SPACE

Opt for the lighter tones of the Greenhouse palette to make the most of natural daylight, and frame your workspace with a border of Bright Skies™ to add an uplifting, refreshing feel.



Find out how to achieve these looks and paint effects at [Duluxtrade.co.uk/cf22](https://duluxtrade.co.uk/cf22)

WITH YOU AT EVERY STEP

Look up and imagine a fresh new look with our 2022 Colour of the Year and complementary colours. Here's how Dulux can help you start your transformation...

1. START WITH VISUALISATION

Pick a colour from anywhere and see the colours come to life in your living space - all thanks to our free apps. As a homeowner you can download the Dulux Visualiser app or as professional look out for our new Dulux Trade Paint Expert App. Both built to include augmented reality technology, which is an easy and fun way to help you turn fantasy into reality.



2. TEST YOUR COLOURS

Once you've made a shortlist of your favourite shades and finalised your palette, the best way to see exactly how each colour will look is by obtaining a colour sample pot. These can be ordered online or collected in store by either customer or professional decorator.

To find your nearest
Bright Skies™ stockist, visit
[Duluxtrade.co.uk/cf22](https://duluxtrade.co.uk/cf22)

3. CHOOSE YOUR PAINT TYPE

Next, you need to decide on your paint finishes. We have a wide selection to suit every surface, from walls to woodwork and metal. All of our paint ranges have unrivalled depth of colour and will keep your interior looking beautiful for longer. Your professional decorator will be able to help advise and choose the best Dulux Trade product for the job.



4. GET CREATIVE

Now that you've chosen your colours, found the right finish and are ready to paint, the fun can really begin. At dulux.co.uk, you'll find lots of inspiration and ideas, along with expert tips and easy-to-follow, step-by-step advice to help you bring your walls to life. Whatever type of decorating project you're planning, we're here to help you embrace change.



COLOUR MOODS

Be inspired by the colours from the 4 different colour palettes within this booklet.

WORKSHOP GREENHOUSE STUDIO SALON

Every palette has a different mood and feeling, which can help when picking colours for particular styles.



HOW TO USE A COLOUR PALETTE

All the colours within a palette have been chosen to work together in any combination.

If you want to use 2 or 3 colours from one palette in a space, you are safe in the knowing that those colours will work with each other.



COLOUR TOOLS

Dulux Trade have created a number of colour tools to help you choose the right colour, from our Colour Futures booklet and Dulux Trade Fandeck to our professional Let's Colour Guide. We also have a professional suite of digital tools, including our Colour Sensor, which allows you to find a good colour match to a surface such as wallpaper or kitchen cabinets while syncing to our new Dulux Trade Expert App, which is free to download.





Romantic Reverie
40RR 57/045

Violet Morning
24RB 66/037

Bright Skies™
14BB 55/113



Blood Orange™
29VR 27/355

Pressed Petal™
10VR 37/143

Bright Skies™
14BB 55/113



Healing Spice
34YV 31/502

Rose Canopy
10VR 57/080

Bright Skies™
14BB 55/113

IN THE SPOTLIGHT

Have you ever thought about adding shapes onto walls with your paint? A great way to draw attention to a piece of artwork, furniture or just to create an area of interest within a room.



Rubble Road
95YR 16/038

Cliff Walk
71YY 90/027

Bright Skies™
14BB 55/113

LOOK UP AND IMAGINE

with Bright Skies™, Dulux Colour of the Year 2022



Feeling inspired? Find out more about Bright Skies™ at [Duluxtrade.co.uk/cf22](https://duluxtrade.co.uk/cf22)