

Veneered Wood Ceiling Panels

HunterDouglas 
Architectural

Veneered Wood Ceiling Panels

Natural design and acoustic comfort



Ceilings are an identifying feature of both new build refurbishment projects. The Veneered Wood Ceiling Panels meet the highest standards and ethical requirements.

The panel core consists of MDF engineered solid wood (ESW) with a decorative finish of either a high quality real wood veneer, melamine, cork or a spray applied paint finish to any RAL colour.

The Veneered Wood panels can easily be installed in a T-24 grid. The Veneered Wood panels also meet the strictest requirements in relation to fire safety (B-s1,d0) and emissions, and the panels can be fully recycled after many years of use.





Great design freedom

Veneered Wood panels offers architects design freedom:

- Top layer: a choice of over 40 veneer types/ HPL-melamine decor/cork.
- Finish: colour stain/matt or gloss paint/RAL or NCS colour.
- Dimensions: 600 x 600 mm to 2700 x 900 mm, other measurements can be matched to a specific project.
- Implementation dependent on visibility of the joint: Classic, Modern, System and Prestige.

The panels exhibit a concealed, semi-concealed or open joint depending on the version chosen.

Playing with light

The ceiling is important for light in the room. Light coloured, plain wood veneers help to reflect and diffuse the light, therefore saving energy. Darker coloured wood specie absorb light, which can provide a sense of security. It is easy to integrate modern lighting systems. Apertures for fittings, sprinklers and speakers can be cut in the factory.



Project : Orbis Medical Centre,
Sittard, The Netherlands
Product : Veneered Wood Ceiling
Architect : Bonnema Architecten



Promoting sustainable
forest management
www.pefc.org



Specifications

Base material	: 16 mm fire-retardant MDF moisture-resistant MDF also available.
Top layer	: high-grade veneer/ HPL-melamine decor/cork.
Perforation	: single or double circle perforation (Ø1.5 mm - 10 mm) Nano-perforation Ø0.5/1.0 mm groove perforations custom perforations (CNC).
Dimensions	: length 600 - 2700 mm width 300 - 900 mm.
<i>Other sizes available on request</i>	
Installation system	: by means of installation in T-24 grid.
Acoustic cloth	: black, white or grey.
Fire classification	: B-s1,d0 (EN 13501-1) on request.
System	: ceiling.

Can be removed individually

Complete access to the plenum e.g. for inspections, is possible as all panels can be individually removed. The use of metal T-24 profiles allows the panels to be installed and removed quickly and easily.

Acoustics

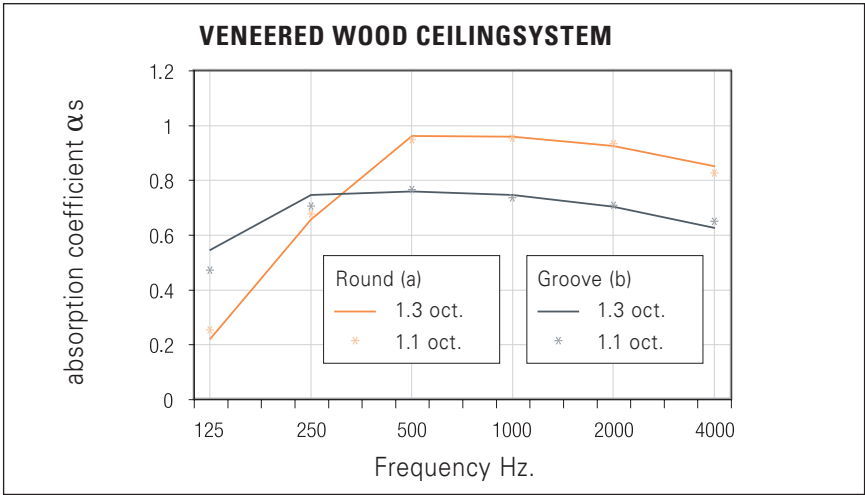
Acoustic comfort has a great deal of influence on how a room is experienced. The desired acoustics are achieved through a combination of plain panels for sound reflection and perforated panels for sound absorption. With the perforated panels, the acoustic cloth transforms vibrations into heat energy (the acoustic principle). Nano-perforation is a standout feature, providing an invisible perforation with a very high level of acoustic performance.

The table shows the test results for the Veneered Wood Ceiling system:

- 17 mm-thick panel.
- a) Ø0.5 mm nano-perforation in irregular pattern 5% openness on visible side, 23.9% openness on backside.
- b) 7 x 97 mm groove perforations in irregular pattern (21.4% openness).
- UV polyacrylic varnish finish.
- Soundtex 0.2 mm.
- Rockwool 50 mm.
- Test method: ISO 354:1985/ Amd.1:1997 (EN 20354:1993), ISO 11654:1997, ASTM-C423-90a.



Above : Smart Campus, Heerlen, Netherlands
Product : Veneered Wood Ceiling
Architect: Van Eijk and van der Lubbe



ROUND NANO-PERFORATION (a) α_w : 0.95 - NRC: 0.90

FREQUENCY (HZ)	125	250	500	1000	2000	4000
1/3 octave	0.14	0.47	0.90	1.00	0.96	1.00
	0.21	0.67	0.97	0.98	0.96	0.85
	0.35	0.89	1.00	0.96	0.98	0.62
1/1 octave	0.23	0.68	0.96	0.98	0.97	0.82

GROOVE PERFORATION (b) α_w : 0.75 - NRC: 0.75

FREQUENCY (HZ)	125	250	500	1000	2000	4000
1/3 octave	0.28	0.57	0.84	0.73	0.73	0.65
	0.57	0.76	0.77	0.76	0.71	0.62
	0.60	0.75	0.74	0.76	0.67	0.65
1/1 octave	0.48	0.69	0.78	0.75	0.70	0.64

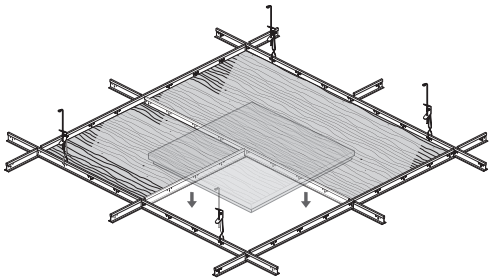
System overview

The Ceiling panel system has been developed in conjunction with Architects and Installers with the specific aim of providing easy access and attractive aesthetics whilst remaining simple to install and offering four different edge options.

CLASSIC

The CLASSIC model comes with a tegular edge.

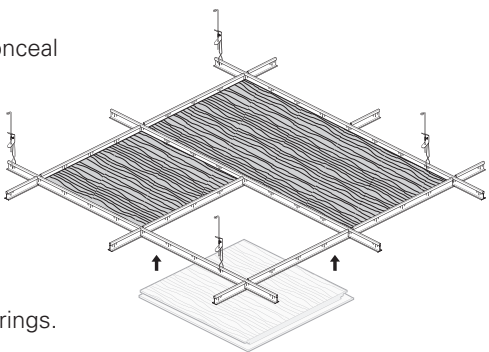
- The T-15 / T-24 grid is exposed when the panels are installed
- T-profiles can be supplied in various colours.
- A combination of black tee profile and wood veneer looks stylish and smart.
- Can be supplied in multiple modular sizes.



MODERN

The MODERN model is used where there is a requirement to semi conceal the grid system.

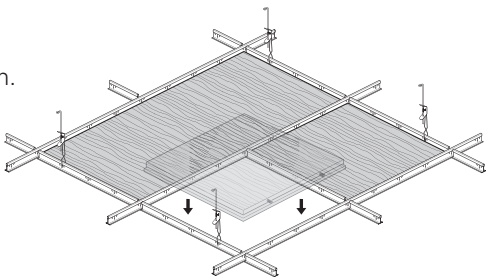
- Is installed on a T-24 grid system.
- Due to the stepped edge detail, the panels appear to float with a 4 mm gap formed between the panels.



SYSTEM

The SYSTEM model consists of panels with patented compression springs. This enables the panels to be easily removed from below, allowing easy access into the void. The plenum height can therefore be minimal.

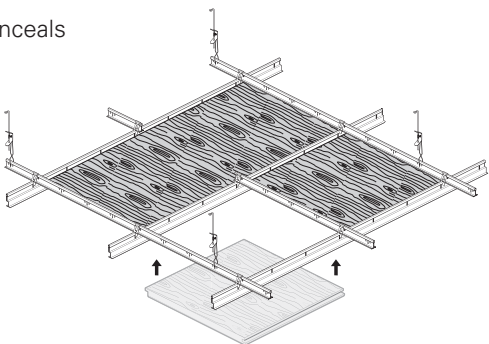
- The distance between the panels is 8 mm when installed with T-24 profiles.
- The panels are provided with edging all round to provide a neat finish.
- The compression spring system allows the panels to be fitted outside under a canopy if desired, thereby enabling the ceiling to run from the inside to the outside.
- Can be supplied in multiple modular sizes.
- Profiles partially visible after installation (Semi-concealed).



PRESTIGE

The PRESTIGE panels have a shiplap edge detail which completely conceals the suspension system but still allows easy access into the void.

- T-24 profiles can be used for the modular dimensions 600 x 600 mm and 1200 x 600 mm. T-24 profiles in combination with Z-profiles are used for other dimensions.
- Can be supplied in various panel dimensions.
- Ideal for a continuous ceiling with fully closed joints.



Wall models of the Standard and Trend type are available in addition to the ceiling models. See the Veneered Wood Wall Panels documentation for further information.

Ceilings



Sun Louvres



Façades



Belgium
Bulgaria
Croatia / Slovenia
Czech Republic
Denmark
France
Germany
Greece
Hungary
Italy
The Netherlands
Norway
Poland
Portugal
Romania
Russia
Serbia
Slovakia
Spain
Sweden
Switzerland
Turkey
United Kingdom
Africa
Middle East

Asia
Australia
Latin America
North America

Hunter Douglas Architectural

Piekstraat 2
P.O. Box 5072 - 3008 AB Rotterdam
The Netherlands
Tel. +31 (0)10 - 486 99 11
Fax +31 (0)10 - 484 79 10
www.hunterdouglasarchitectural.eu