

The Sadler Range

dortrend International Ltd

The Sadler Concept

The Sadler concept of architectural ironmongery, manufactured by B Lilly and Sons Ltd, includes the Sadler Suite, Sadler 'M' Series and Sadler Brass.

The ranges have been used extensively in UK public and private building projects. Since its inception in 1965, the Sadler Suite has been specified in most overseas markets, and the modularity of its design and manufacture, together with the introduction of the Sadler 'M' Series and the Sadler Brass, provide outstanding flexibility of choice for the specifier to meet a wide spectrum of international requirements.

The system has been proven in use, and offers significant benefits for specifiers and customers.

COST-EFFECTIVENESS

The Sadler range of products represents outstanding value for money, due particularly to low maintenance costs and reliable performance. The concealed fixings method is a feature of the designs and permits easy redecoration and is a deterrent to vandalism. Bolt-through fixings and patented fixed spindles ensure good performance and durability under rugged conditions.

FLEXIBILITY OF SPECIFICATION

The concept offers a range of fittings to cover a wide variety of door locking and latching specification to suit most building applications. The accessories form part of a design co-ordinated programme comprising over 150 items.

DESIGN VARIATIONS

The system offers a choice of style and consideration of the ergonomic functions. The Sadler Suite is available in both aluminium and polished brass and the Sadler 'M' Series in aluminium. There is a choice of two lever designs and two knob styles. Both levers and knobs can be used with a wide range of accessories. The range was awarded the Guild of Architectural Ironmongers Design Award, the British Aluminium Design Award and the Living Magazine Award for Good Design.

This brochure illustrates the comprehensive Sadler ranges and derivatives which are in common use throughout the UK. The company will always be pleased to discuss further variants from within this concept, particularly where they enable the specifier to provide a more comprehensive package of fittings. The brochure is laid out in a format whereby it is possible to consider the functions of the fittings and to identify under that function the range, product number, sizes and finishes. The variation of fixings can be incorporated in the specification and ordered by adding the relevant part numbers. The company also manufactures a full range of grab rails and aids for the disabled under the name of Partington Range. Selected rails have been incorporated in this brochure for general use.

Design — Kenneth G Sadler MDesRCA FSIAD

LEVER HANDLES

Latch	Lock	Cylinder	Snib

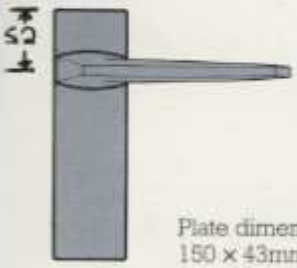

Plate dimensions
150 × 43mm

8510 SA

8510 SA
8901 PB

Lever projection	55mm
Cover projection	10mm
Snib projection	32mm

For special locking applications please ask for details.

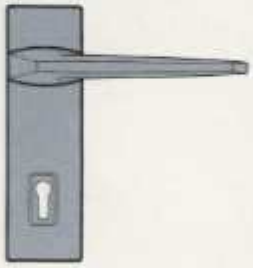

8458 SA

	centres mm
8458 SA UK	57.0
8554 SA UK (No indent)	57.0
8902 PB UK (No Indent)	57.0

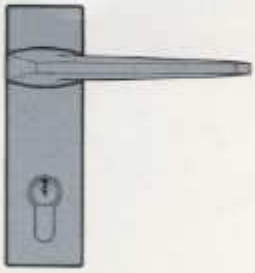

8512 SA

	centres mm
8500 SA Yale	RA 80.0
8501 SA Union	48.5
8512 SA Yale	48.0
8677 Euro	to order
8514 SA Union	RA 89.0
8607 SA Ruko 29	69.0
8609 SA Legge 1082	RA 76.0
8622 SA Abloy 22	RA 69.0
8670 SA Kaba 20	59.0
8910 PB Union	48.5
8911 PB Yale	48.0
8953 PB Kaba 20	59.0
8975 PB Yale	RA 80.0

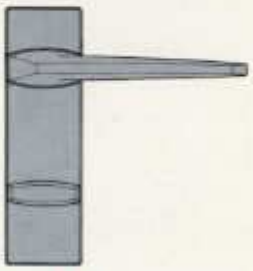

8509 SA

	centres mm
8509 SA UK	57.0
8511 SA Yale	RA 73.8
8575 SA Marston Fort	4G 76.2
8608 SA Ruko	74.0
8621 SA Abloy	RA 69.0
8903 PB UK	57.0
8976 PB Yale	RA 73.8

RA = Reverse Action

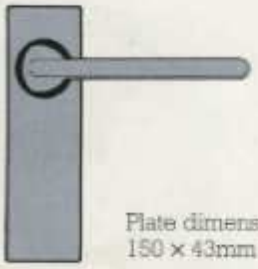

Plate dimensions
150 × 43mm

1004 SA

1004 SA

1001 SA

1001 SA UK 57.0

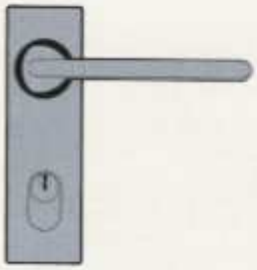

1009 SA

1009 SA Union	48.5
1010 SA Yale	48.0
1011 SA Kaba 20	59.0
1014 SA Union	RA 89.0
1015 SA Yale	RA 80.0
1016 SA Legge	RA 76.0
1061 SA Erebus/Kaba	Euro 57.0

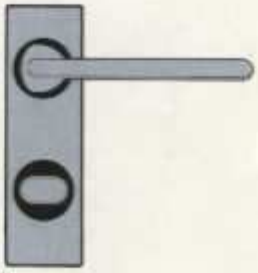

1007 SA

1007 SA UK	57.0
1018 SA Yale	RA 73.8
1071 SA Marston Fort	4G 76.2

RA = Reverse Action

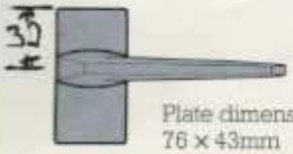

Plate dimensions
76 × 43mm

8457 SA

8457 SA
8900 PB

8474 SA

8474 SA UK
8912 PB UK

8577 SA

8475 SA Union
8476 SA Yale
8577 SA Legge
8673 SA Kaba 20
8913 PB Union
8914 PB Yale
8915 PB Legge
8955 PB Kaba 20

8956 PB

8956 PB UK

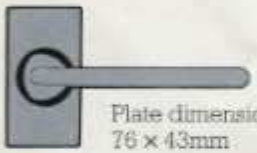

Plate dimensions
76 × 43mm

1000 SA

1000 SA
1035 SA Fixed Spindle
1058 SA Rim

Plate dimensions
39 × 43mm

8457E SA

8457E SA UK

8508 SA

8508 SA UK

8478 SA

8478 SA UK

LEVER HANDLES

Release

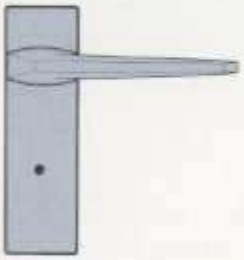

8542 SA

	centres mm
8542 SA UK	57.0
8906 PB UK	57.0

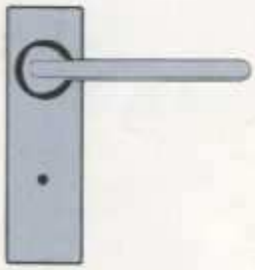

1063 SA

1063 SA UK	57.0

8479 SA

8479 SA UK

Indicator

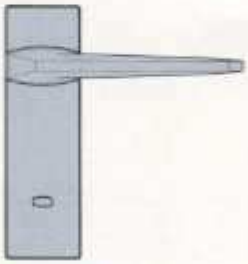

8518 SA

	centres mm
8518 SA UK	57.0
8907 PB UK	57.0

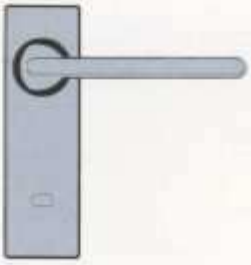

1006 SA

1006 SA UK	57.0

8957 PB

8957 PB UK

8467 SA

8467 SA UK

Release Indicator

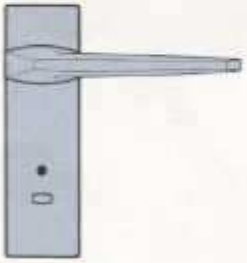

8632 SA

	centres mm
8632 SA UK	57.0
8904 PB UK	57.0

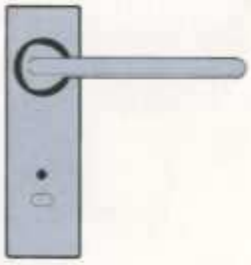

1064 SA

1064 SA UK	57.0

8470 SA

8470 SA UK

Stud Indicator

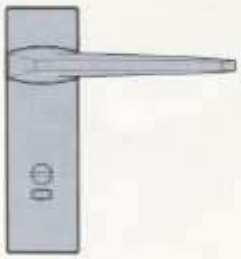

8555 SA

	centres mm
8555 SA UK	57.0
8905 PB UK	57.0

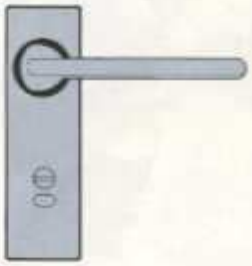

1008 SA

1008 SA UK	57.0

8958 PB

8958 PB UK

8648 SA

8648 SA UK

LEVER HANDLES

Latch	Lock	Cylinder	Snib

8480 SA

8480 SA

Plate dimensions
152 × 152mm

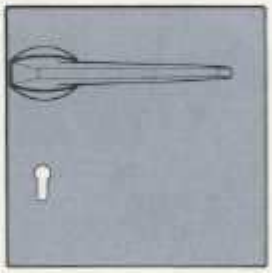

8481 SA

	centres mm
8481 SA UK	57.0

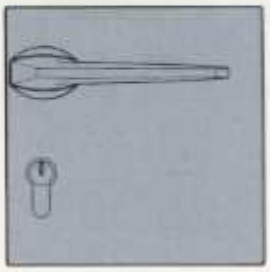

8483 SA

	centres mm
8482 SA Union	48.5
8483 SA Yale	48.0
8487 SA Legge	RA 76.0
8488 SA Union	RA 89.0
8497 SA Ruko 29	69.0
8498 SA Yale	RA 80.0
8672 SA Kaba 20	59.0

RA = Reverse Action

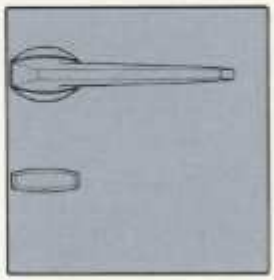

8565 SA

	centres mm
8565 SA UK	57.0

1028 SA

1028 SA

Plate dimensions
152 × 152mm

1025 SA

1025 SA UK	57.0

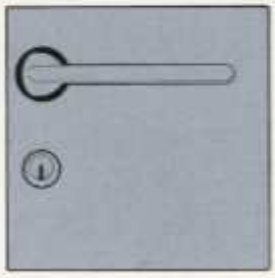

1038 SA

1026 SA Union	48.5
1027 SA Yale	48.0
1038 SA Kaba 20	59.0

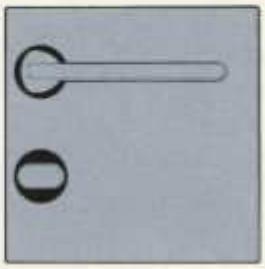

1029 SA

1029 SA UK	57.0

Plate 55mm dia

1002 SA

1002 SA
1003 SA (with 1103)
1013 SA Fixed Spindle
1057 SA Rim
1060 SA Bolt Through

44mm dia

1103 SA

1103 SA UK
8933 PB UK

1108 SA

1108 SA Union
1109 SA Yale
110 SA Kaba 20
1113 SA Legge
8960 PB Yale
8961 PB Union
8962 PB Kaba 20

1104 SA

1104 SA UK

1111 SA

1111 SA UK

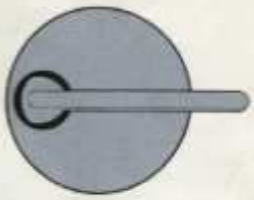

Plate 100mm dia

1005 SA

1005 SA

LEVER HANDLES

Release	Indicator	Release Indicator	Stud Indicator

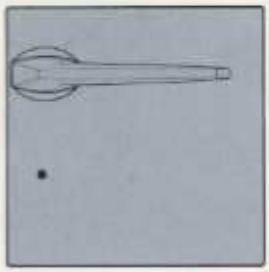

8566 SA

	centres mm
8566 SA UK	57.0

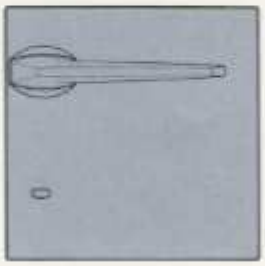

8567 SA

	centres mm
8567 SA UK	57.0

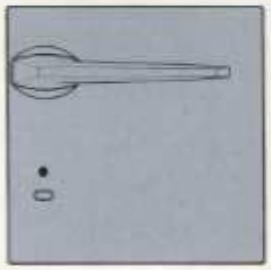

8568 SA

	centres mm
8568 SA UK	57.0

8561 SA

	centres mm
8561 SA UK	57.0

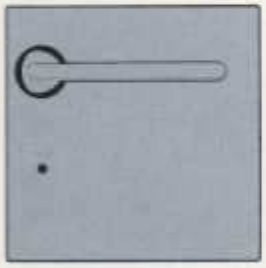

1065 SA

1065 SA	57.0

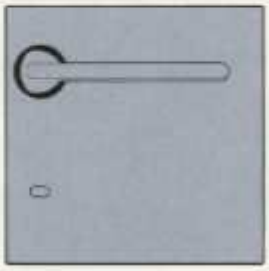

1066 SA

1066 SA UK	57.0

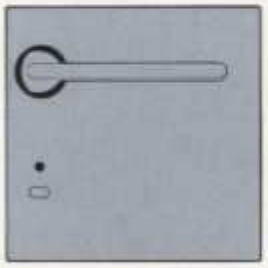

1067 SA

1067 SA UK	57.0

1037 SA

1037 SA UK	57.0

1115 SA

1115 SA UK

1105 SA

1105 SA UK

1116 SA

1116 SA UK

1107 SA

1107 SA UK

LEVER HANDLES

Latch

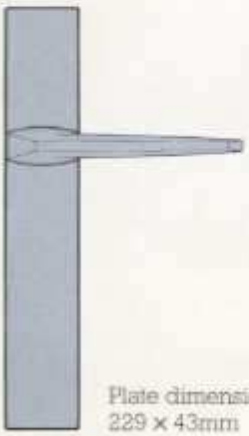

Plate dimensions
229 × 43mm

8544 SA

8544 SA
8920 PB

Lock

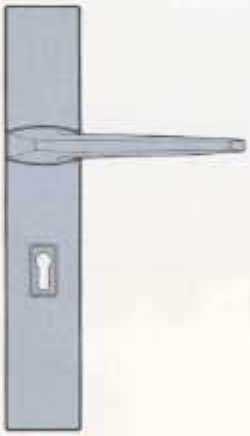

8523 SA

	centres mm
8472 SA Chubb 3R35	56.0
8523 SA UK	57.0
8921 PB UK	57.0
8924 PB Chubb 3R35	56.0

Cylinder

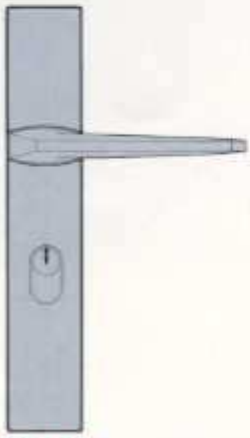

8551 SA

	centres mm
8551 SA Union	48.5
8552 SA Yale	48.0
8617 SA Ruko 29	69.0
8619 SA Legge 1082	RA 76.0
8643 SA Abloy 22	RA 69.0
8671 SA Kaba 20	59.0
8678 SA Kaba 20 (Bolt Through)	70.0
8922 PB Union	48.5
8923 PB Yale	48.0

RA = Reverse Action

Snib

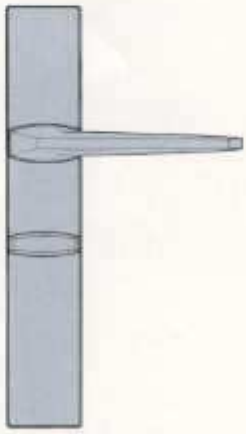

8553 SA

	centres mm
8553 SA UK	57.0
8618 SA Ruko	69.0

Plate dimensions
229 × 43mm

1023 SA

1023 SA

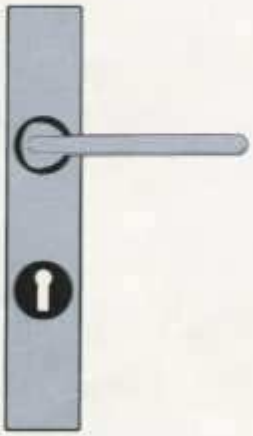

1020 SA

1020 SA UK	57.0
1033 SA Chubb 3R35	56.0

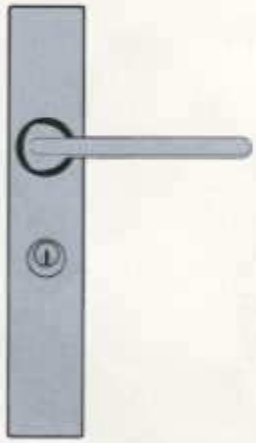

1034 SA

1021 SA Union	48.5
1022 SA Yale	48.0
1030 SA Kaba 20	59.0
1034 SA Kaba 20 (Bolt Through)	70.0

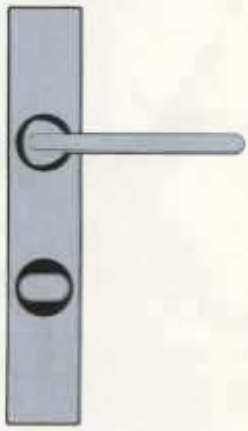

1024 SA

1024 SA UK	57.0

LEVER HANDLES

Release	Indicator	Release Indicator	Stud Indicator

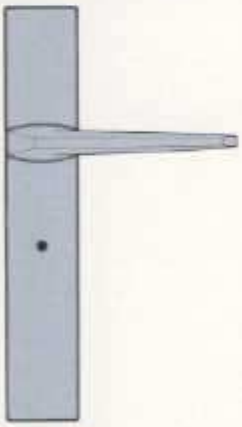

8569 SA

	centres mm
8569 SA UK	57.0

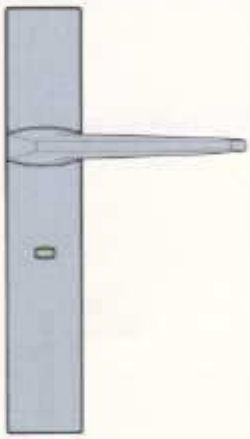

8570 SA

	centres mm
8570 SA UK	57.0

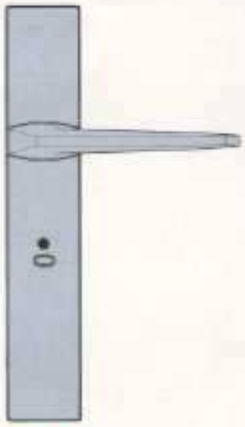

8571 SA

	centres mm
8571 SA UK	57.0

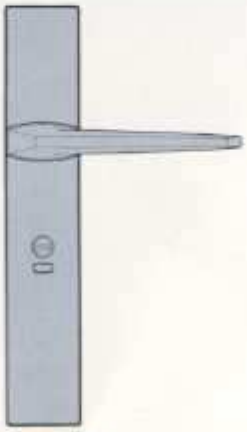

8572 SA

	centres mm
8572 SA UK	57.0



1068 SA

1068 SA UK	57.0

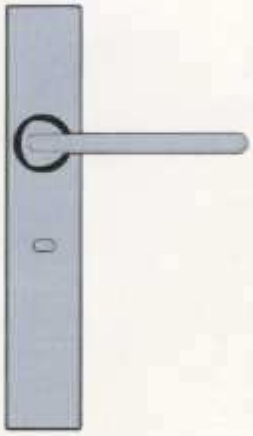

1069 SA

1069 SA UK	57.0

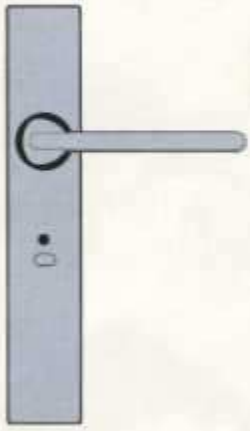

1070 SA

1070 SA UK	57.0

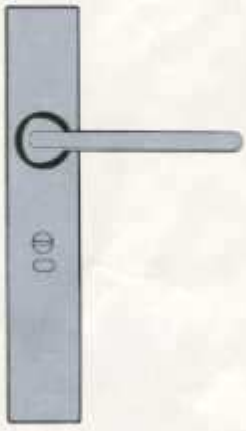

1071 SA

1071 SA UK	57.0

KNOB FURNITURE

Latch	Lock	Cylinder

Plate dimensions
150 × 43mm
projection 64mm

8541 SA

8541 SA

8519 SA

	centres mm
8519 SA UK	57.0

8641 SA

	centres mm
8640 SA Union	48.5
8641 SA Yale	48.0
8675 SA Kaba 20	59.0

Plate dimensions
76 × 43mm

8460 SA

8460 SA

8474 SA

8474 SA UK

8475 SA

8475 SA Union
8476 SA Yale
8577 SA Legge
8673 SA Kaba 20

Plate 75mm dia
projection 55mm

1050 SA

1050 SA
1053 SA Rim
1054 SA Fixed Spindle
1055 SA Unsprung
1059 SA Fixed Spindle 54mm Dia plate

44mm dia

1103 SA

1103 SA UK

1110 SA

1108 SA Union
1109 SA Yale
1110 SA Kaba 20
1113 SA Legge

Plate 100mm dia

1051 SA

1051 SA

8457E SA

8457E SA UK

LETTER PLATES; DOOR FITTINGS; INDICATOR BOLTS

8461 SA 305 × 76mm
8461N SA Engraved letter plate — aperture 254 × 50mm

8539 SA Interior Cover

Projection 25mm

30mm

8564 SA
8970 PB

8563 SA
8969 PB

8550 SA
8971 PB

8558 SA
8968 PB

8502 SA
8972 PB

8536 SA
8916 PB

Plate dimensions
76 × 43mm

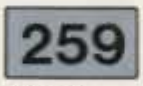

8543 SA
8917 PB

44mm dia

1118 SA
8974 PB

8530 SA
8918 PB

1117 SA
8973 PB

8503 SA 76mm sq
Projection 72mm

1052 SA 76mm sq
Projection 58mm

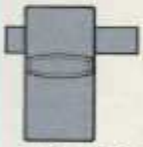

Plate dimensions
76 × 43mm

8471 SA Bolt Only

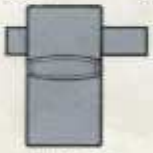

8462 SA

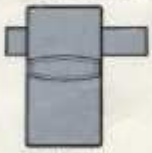

8559 SA

ACCESSORIES

BATHROOM FITTINGS

8548 SA Sizes 457, 610, 762, 914mm, Projection 70mm

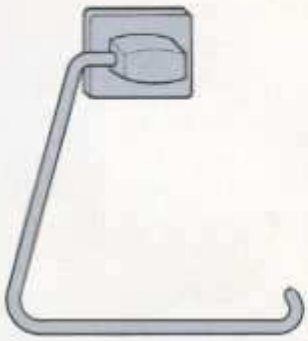

8560 SA Projection 26mm



8526 SA Projection 76mm

8532 SA Projection 81mm

8531 SA Projection 80mm

8525 SA Projection 31mm

DRAWER/CUPBOARD FITTINGS

8515 SA Projection 26mm

8507 SA Projection 24mm

8533 SA Projection 2mm

8504 SA
8930 PB

12.5 × 25mm projection
25.0 × 34mm projection
38.0 × 41mm projection

DOOR STOPS/HOOKS

8529 SA
Projection 77mm

8528 SA
Projection 77mm

8506 SA
Projection 47mm

8505 SA
Projection 64mm

8527 SA
Height 24mm

PARTINGTON GRAB RAILS





GS 305 — 305mm centres
GS 450 — 450mm centres
GS 600 — 600mm centres
GS 750 — 750mm centres
GS 1000 — 1000mm centres

When ordering grab rails and pull handles, please state letter indicating method of fixing and include finish code from page 16.

DOOR HANDLES; DESIGNATION PLATES

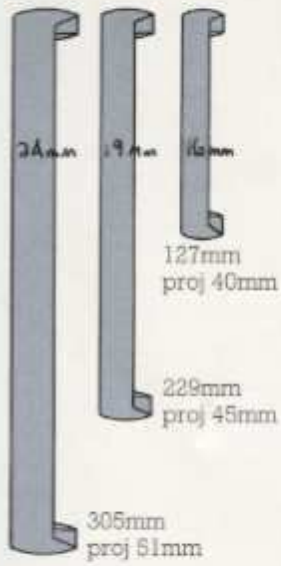

Bolt Through Fixing

8459 SA
8926 PB

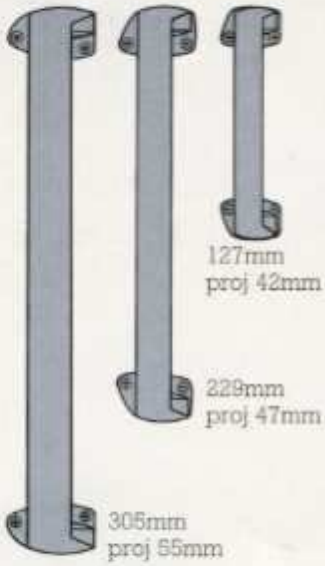

Face Fixing

8466 SA
8927 PB

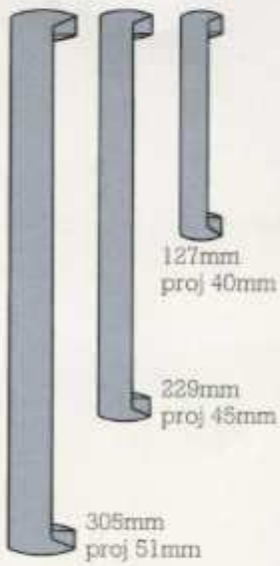

Back to Back Fixing

8477 SA
8928 PB

8562 SA Sizes 457, 610, 762, 914mm, Projection 70mm

proj 53mm proj 47mm proj 42mm

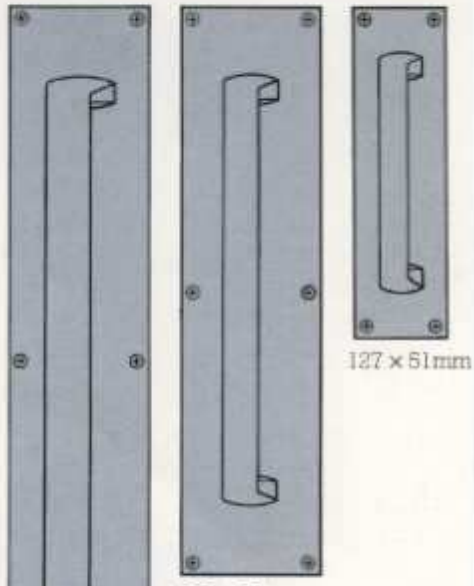

Plate Fixing

8520 SA
8929 PB
Plate Fixing handles available engraved push or pull.

152mm × 152mm

RH

8522 SA Projection 42mm
8931 PB

LH

8522 SA Projection 42mm
8931 PB



LH

8521 SA Projection 42mm
8931 PB

RH

8540 SA Projection 2mm
8919 PB

1114 SA Projection 53mm
RH

1114 SA Projection 53mm
LH

152 × 76mm

8540 SA
8919 PB

8540 SA
8919 PB

152 × 152mm

8540 SA
8919 PB

8540 Finger Plates
Standard Sizes 78 × 51mm 152 × 152mm 381 × 76mm
152 × 76mm 305 × 76mm

Engraving to customer's requirements on application.
State not engraved, male symbol, female symbol, telephone, disabled, etc.

FIXINGS

FACE FIXING

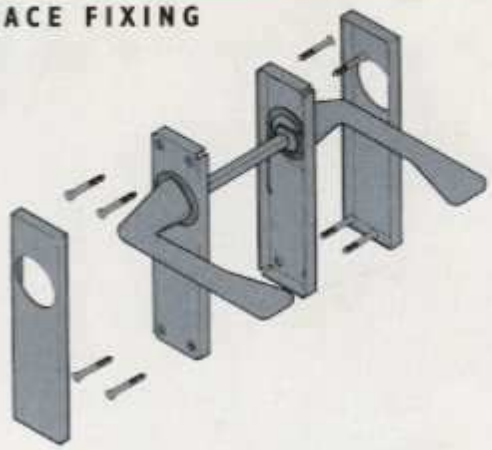

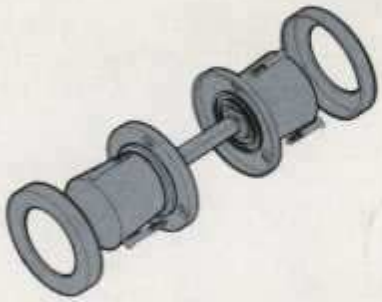

Face Fixing Furniture "Twinfast" countersunk woodscrews are supplied, with loose spindle, suitable for normal use. Fixings are concealed with cover plates.

BOLT THROUGH

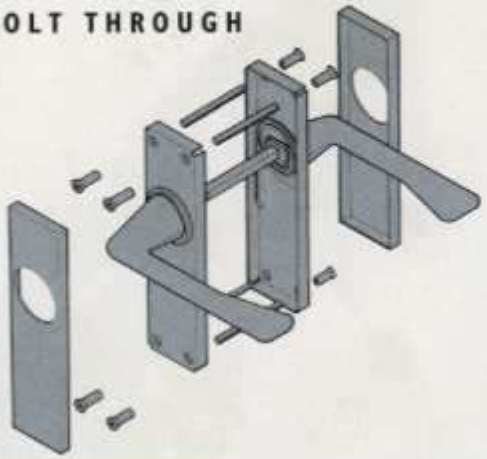

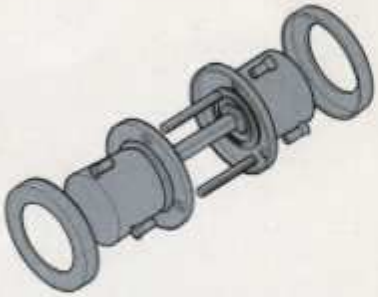

Bolt Through "999" fixings for heavy duty use or for steel and hollow doors, with loose spindle.
Fixings are concealed with cover plates.

PATENT FIXED SPINDLE

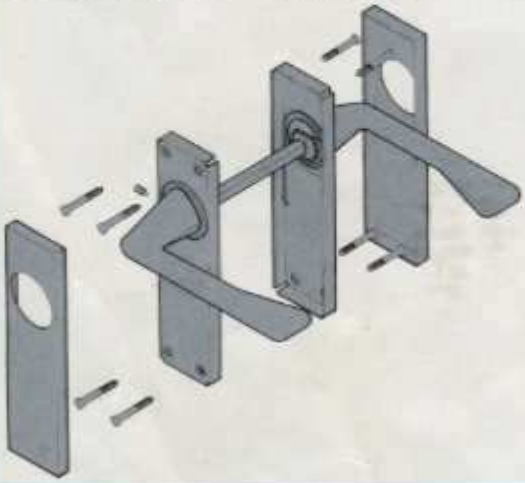

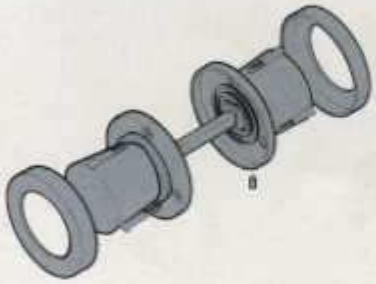

By use of the Patent Fixed Spindle the opening and closing forces are transmitted to the opposite site of the door. For heavy duty use, hollow doors to composite doors with "Twinfast" countersunk woodscrew or "999" fixing.
Fixings are concealed with cover plates.

RIM FURNITURE

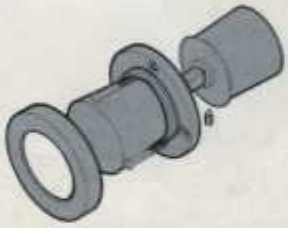

All rim furniture with "Twinfast" countersunk woodscrew fixing.
Fixings are concealed with cover plates.

FIXINGS (PARTINGTON GRAB RAILS)

A

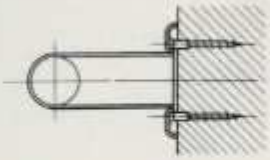

Triple screw fixing.
Timber and masonry application.

Standard fixing.

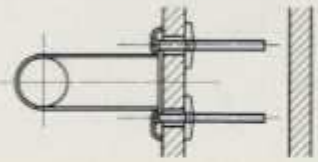

Triple folding dowel fixing.
Hollow wall.

B

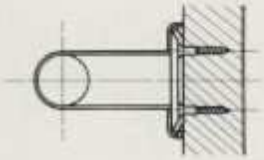

Face fixing.
Concealed flange for door partitioning and wall applications

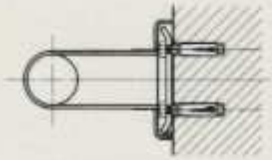

C

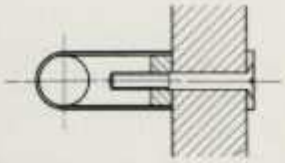

Single bolt assembly, face fixing into rose.
Timber and masonry application.

D

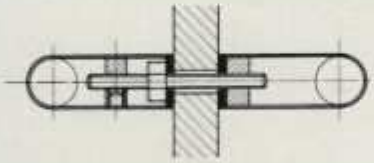

Single bolt fixing.
Concealed grub screw.
Cushioning rubber washers.
Door and partitioning application.

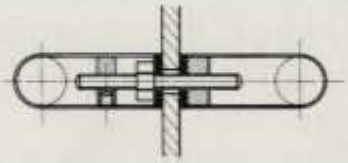

Single bolt fixing.
Concealed grub screw.
Glass.
Cushioning washers.

E

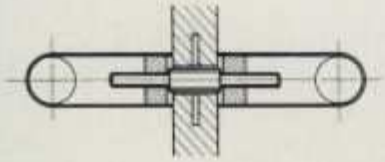

Single bolt fixing.
Spanner tightened.
Mortice plate supplied.
Door and partitioning application.

F

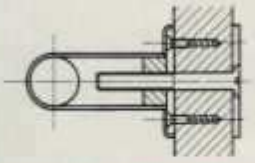

Single bolt fixing on countersunk reinforcement plate. (Various diameters.)

G

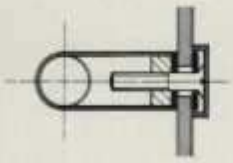

Single countersunk fixing.
Glass and timber door.
Cushioning washers.
Screw cover, snap-on.

For further details see
The Partington Range Brochure.

N.B. Woodscrews, dowel fixings not normally supplied.

FINISHES

Available finishes are identified in the brochure as follows:

SA	Satin Aluminium	PB	Polished Brass	PA	Polished Aluminium

Partington Grab Rail finishes

CPB	Chromium plate on Brass
PB	Polished Brass
PC	Powder Coated Steel — coloured
PW	Plastic Coated Steel — white
PSS	Polished Stainless Steel
RSS	Ribbed plastic grip

Lilly should be consulted when fittings are required for heavily polluted or arduous outdoor conditions.

The Sadler Range

Dortrend International Ltd
Riverside Business Centre
Worcester Road
Stourport-on-Severn
Tel 01299 827837
Fax 012990827094
email: sales@dortrend.co.uk
Web: www.dortrend.co.uk