



# RECYFIX® PLUS

Drainage channels for commercial and public areas - to load class D400kN



# Contents

Product range		Loading category	Page
RECYFIX PLUS	Overview + HYDRAULIC PERFORMANCE Technical Support		<b>3</b>
	Features & Benefits		<b>4-5</b>
	Applications		<b>6-7</b>
RECYFIX PLUS 100	GUGI Ductile iron gratings Ductile iron gratings & HEELSAFE gratings	Class C250	<b>8</b>
	GUGI Ductile iron gratings Ductile iron HEELSAFE gratings	Class D400	<b>9</b>
	Accessories - Trash boxes	Class C250	<b>10</b>
	Accessories - Trash boxes	Class D400	
	Accessories - End caps Further accessories - Foul air traps etc	N/A	<b>11</b>
RECYFIX PLUS 150	GUGI Ductile iron grating Ductile iron HEELSAFE gratings	Class C250	<b>12</b>
	Ductile iron HEELSAFE gratings	Class D400	
	Accessories - Trash boxes	Class C250	<b>13</b>
	Accessories - Trash boxes (also End caps)	Class D400	
	Further accessories - Foul air traps etc	N/A	<b>14</b>
RECYFIX PLUS 200	GUGI Ductile iron gratings Ductile iron gratings & HEELSAFE gratings	Class C250	<b>15</b>
	GUGI Ductile iron gratings Ductile iron HEELSAFE gratings	Class D400	
	Accessories - Trash boxes	Class C250	<b>16</b>
	Accessories - Trash boxes (also End caps)	Class D400	
	Further accessories - Foul air traps etc	N/A	<b>17</b>
RECYFIX PLUS 300	GUGI Ductile iron gratings	Class C250	<b>18</b>
	Accessories - End caps	N/A	
	Further accessories - Sealing materials		

# RECYFIX® PLUS

Drainage channels for public and commercial areas.

## 1 Requirements

Drainage channels in commercial and public areas have to:

- withstand the daily stress of cars, trucks and pedestrians.
- have attractive grating options
- resist frost, heat, humidity.
- be in accordance with DIN EN 1433.

## 2 Application areas

- public and commercial areas
- trafficked and pedestrianised areas up to Class D 400
- car parks

## 3 Solutions

RECYFIX PLUS channels are suitable for the drainage of public and commercial areas:

- channel component made of 100% recycled PE
- moulded torsion-resistant ribs and steel frames provide high stability
- corrosion-protected frames made of galvanised or stainless steel

A selection of Hydraulic Performance tables for the most popular sizes of FASERFIX® and RECYFIX® channels including the RECYFIX® MONOTEC and RECYFIX® HICAP® ranges are available on request in an 8 page hard copy or PDF publication.

Hauraton channel drainage configurations are designed and sized using in-house **Hydraulic design software**. The accuracy of the software has been verified by physical testing of Hauraton systems within a hydraulic discharge test flume, replicating and evaluating hundreds of flow scenarios.

Hydraulic design software is also available free of charge to industry professionals. Intuitive and user friendly, **Hauraton Design Software** allows engineers to create drainage schemes for the company's range of civil engineering systems on tablets, desktop computers or through the internet (web-based application).


For smaller projects where a quick indication of the appropriate channel size and system is required for a given catchment area, Hauraton can provide their **Hydraulic Design App**.

For further details contact the Hauraton Technical Support Team



# RECYFIX® PLUS Channels

## Features & Benefits



### Numerous grating options

- available in: ductile iron, galvanised or stainless steel
- narrow slot width for pedestrian areas available
- corrosion resistant ductile iron grating treated with KTL electrostatic coating available on request

= flexibility




### Frame systems

#### RECYFIX® PLUS

- galvanised or stainless steel frames




\*Where it is desirable to prevent oxidation on ductile iron gratings and maintain the original black appearance, then a KTL corrosion resistant barrier can be specified. Usually KTL is only needed when the gratings are occasionally trafficked or they are in a pedestrian area.



### Pre-assembled ready for installation

- channel supplied with grating already bolted in position
- easy handling - meets one man lift requirements
- cost efficient transportation

= **speed of installation**



### High resistance

- high resistance against frost, de-icing salt and UV rays
- withstands high temperature differences

= **reduced breakages on site**



### Low weight ensures easy handling on site

- much lighter compared to channels made of polymer concrete
- easily transported and installed

= **cost savings**

# RECYFIX® PLUS Applications

Drainage channels for public and commercial areas.

RECYFIX PLUS channels meet the requirements of DIN EN 1433 and are suitable for the following load categories:



Category A 15,  
Load class 15 kN



Category B 125,  
Load class 125 kN

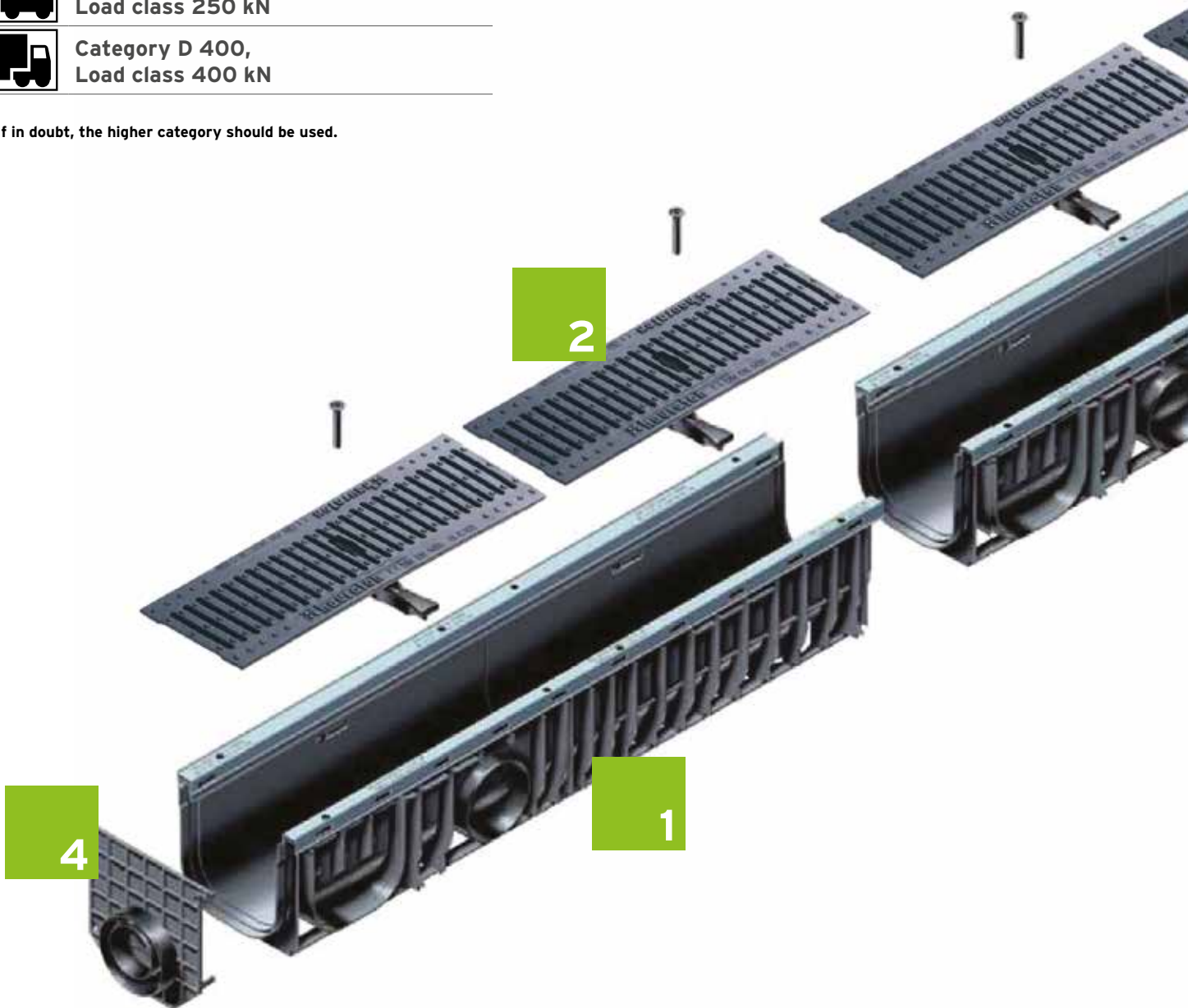


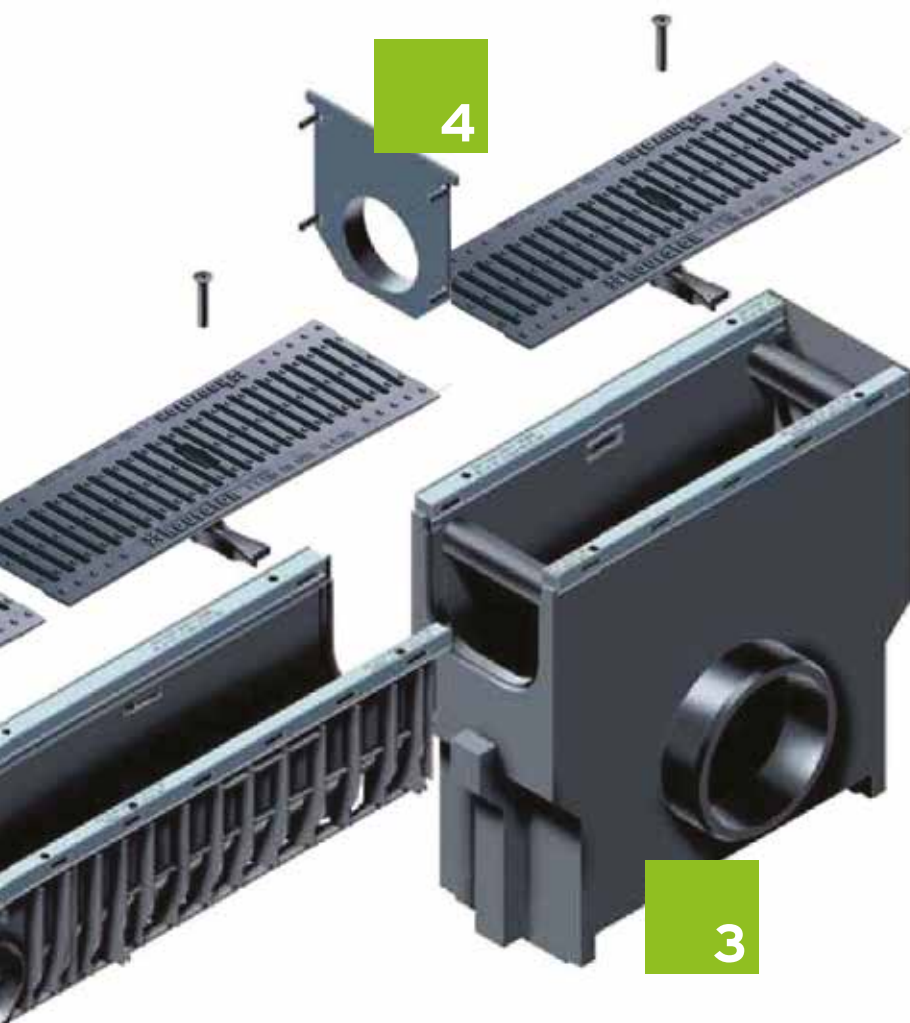
Category C 250,  
Load class 250 kN



Category D 400,  
Load class 400 kN

If in doubt, the higher category should be used.





1

■ Channels made of PP with integrated steel frame, according to DIN EN 1433, with tongue and groove connection for easy installation, combined article with various gratings

2

■ Different grating options, HEELSAFE option shown

3

■ Trash box with pipe connection possibility

4

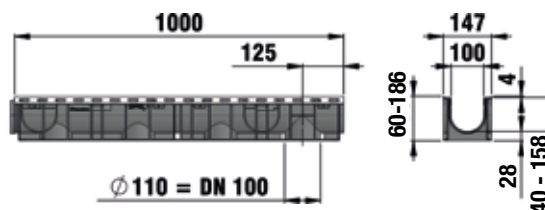
■ End caps with or without outlet

# RECYFIX® PLUS 100

## RECYFIX® PLUS 100, - Combi article, C 250

NB: Class A15 and B125 gratings available on request

Type 01 with Ductile iron grating  
SW 6mm, HEELSAFE locked



	Length mm	Width mm	Height mm	Invert mm	Drainage cross-sect. cm <sup>2</sup>	Intake cross-sect. cm <sup>2</sup> /m	Weight kg	Item-No. galvanised angle housing
Type 01 with GUGI-Ductile iron mesh grating MW 15/25, black, locked	1000	147	135	108	92	444	8,6	40360
Type 0105 with GUGI-Ductile iron mesh grating MW 15/25, black, locked	500	147	135	108	92	444	4,3	40365
Type 010 with GUGI-Ductile iron mesh grating MW 15/25, black, locked	1000	147	186	158	142	444	9,5	40380
Type 01005 with GUGI-Ductile iron mesh grating MW 15/25, black, locked	500	147	186	158	142	444	7,8	40385
Type 60 with GUGI-Ductile iron mesh grating MW 15/25, black, locked*	1000	147	60	40	35	444	7,4	40359
Type 80 with GUGI-Ductile iron mesh grating MW 15/25, black, locked*	1000	147	80	60	55	444	7,5	40364
Type 01 with ductile iron grating SW 14, locked	1000	147	135	107	92	450	9,0	40361
Type 0105 with ductile iron grating SW 14, locked	500	147	135	107	92	450	7,6	40366
Type 010 with ductile iron grating SW 14, locked	1000	147	186	158	142	450	9,9	40381
Type 01005 with ductile iron grating SW 14, locked	500	147	186	158	142	450	8,0	40386
Type 60 with ductile iron grating SW 14, black, locked*	1000	147	60	40	35	450	7,9	40362
Type 80 with ductile iron grating SW 14, black, locked*	1000	147	80	60	55	450	8,0	40367
Type 01 with ductile iron grating SW 6mm, HEELSAFE locked	1000	147	135	107	92	290	10,0	40363
Type 0105 with ductile iron grating SW 6mm, HEELSAFE locked	500	147	135	107	92	290	8,1	40368
Type 010 with ductile iron grating SW 6mm, HEELSAFE locked	1000	147	186	158	142	290	10,9	40383
Type 01005 with ductile iron grating SSW 6mm, HEELSAFE locked	500	147	186	158	142	290	8,5	40388
Type 60 with ductile iron grating SW 6mm HEELSAFE, black, locked*	1000	147	60	40	35	290	8,7	40372
Type 80 with ductile iron grating SW 6mm HEELSAFE, black, locked*	1000	147	80	60	55	290	8,8	40377

\*Type 60/type 80 with preformed outlet DN 70.



# RECYFIX® PLUS 100

## RECYFIX® PLUS 100, - Combi article, class D 400

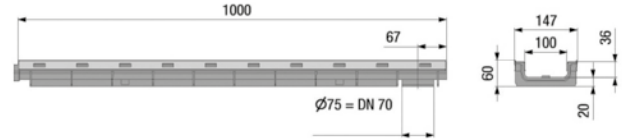
Type 60 with GUGI-Ductile iron mesh grating MW 20/30, black, locked\*



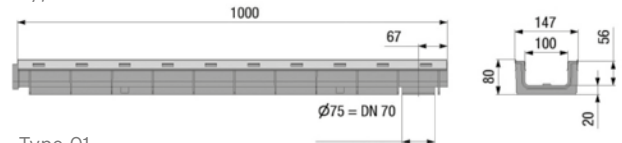
Type 01 with Ductile iron grating SW 6mm, HEELSAFE locked



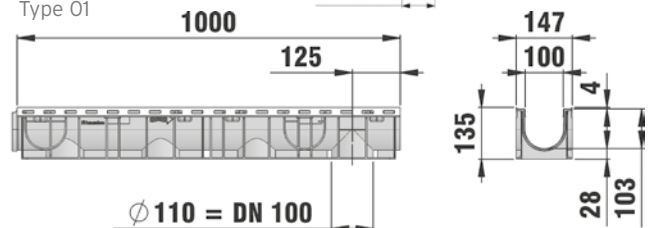
Type 60



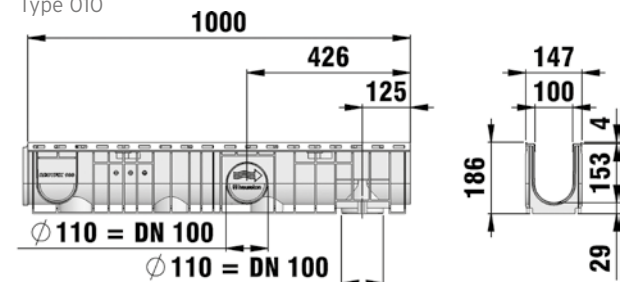
Type 80



Type 01



Type 010



	Length mm	Width mm	Height mm	Invert mm	Drainage cross- sect. cm <sup>2</sup>	Intake cross- sect. cm <sup>2</sup> /m	Weight kg	Article No.
--	--------------	-------------	--------------	--------------	--	---	--------------	----------------

Type 60 with GUGI-Ductile iron mesh grating MW 20/30, Black, locked	1000	147	60	40	25	440	7,4	40369
Type 80 with GUGI-Ductile iron mesh grating MW 20/30, Black, locked	1000	147	80	60	45	440	7,4	40374
Type 01 with GUGI-Ductile iron mesh grating MW 20/30, Black, locked	1000	147	135	107	92	440	8,6	40370
Type 0105 with GUGI-Ductile iron mesh grating MW 20/30, Black, locked	500	147	135	107	92	440	7,4	40375
Type 01 with GUGI-Ductile iron mesh grating MW 15/25, Black, locked	100	147	135	107	92	440	8,6	40320
Type 010 with GUGI-Ductile iron mesh grating MW 20/30, Black, locked	1000	147	186	157	142	440	9,5	40390
Type 01005 with GUGI-Ductile iron mesh grating MW 20/30, Black, locked	500	147	186	157	142	440	7,8	40395
Type 01 with ductile iron grating SW 6mm, HEELSAFE Black, locked	1000	147	135	107	92	290	10,0	40371
Type 01 with ductile iron grating black, SW6mm, HEELSAFE D400 Black KTL, locked	1000	147	135	107	92	290	9,75	41371
Type 010 with ductile iron grating black, SW6mm, HEELSAFE D400 Black KTL, locked	1000	147	186	157	142	290	10,5	41372
Type 010 with ductile iron grating SW 6mm, HEELSAFE Black, locked	1000	147	186	157	142	290	10,9	40391
Type 0105 with ductile iron grating SW 6mm, HEELSAFE Black, locked	500	147	135	107	92	290	5,6	40376
Type 01005 with ductile iron grating SW 6mm, HEELSAFE Black, locked	500	147	186	107	142	290	6,0	40396

# RECYFIX® PLUS 100

## Accessories

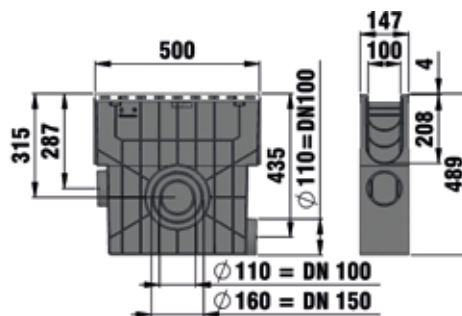
### Trash boxes



Trash box with plastic bucket, with GUGI-Ductile iron mesh grating MW 15/25, black, class C 250, locked



Trash box with plastic bucket, with ductile iron grating SW 14, black, class C 250, locked



	Length mm	Width mm	Height mm	Weight kg	Item-No. galvanised angle housing
Trash box with plastic bucket, with GUGI-Ductile iron mesh grating MW 15/25, black, class C 250, locked	500	147	489	6,6	40358
Trash box with plastic bucket, with ductile iron grating SW 14, black, class C 250, locked	500	147	489	6,8	40356
Trash box with plastic bucket, with ductile iron grating SW 6, heelsafe black, class C 250, locked	500	147	489	7,3	40357
Trash box with plastic bucket, with ductile iron grating SW 6, heelsafe black, class D 400, locked	500	147	489	7,6	40393
Trash box with plastic bucket, with GUGI-Ductile iron mesh grating MW 15/25, black, class D 400, locked	500	147	489	6,6	40355
Trash box with plastic bucket with with ductile iron grating SW 6, KTL, cl. D400 locked	500	147	489	8,35	41391



Morrisons Leigh Car park



Supermarket Car Park, Chipping Sodbury

# RECYFIX® PLUS 100

## End caps



End cap, closed for type 01



End cap closed for type 010



End cap combined made of PP with outlet DN 100, type 010

	Length mm	Width mm	Height mm	Weight kg	Item No.
End cap, closed for type 01	-	150	108	-	48081
End cap with outlet DN 100 for type 01	-	148	185	0,1	48091
End cap closed for type 010	-	150	160	-	40282
End cap combined made of PP with outlet DN 100, type 010	-	148	185	0,1	40283
End cap closed, made of PP, for type 60	-	147	44	-	40284
End cap closed, made of PP, for Type 80	-	147	64	-	40291

## Further accessories



Foul air trap for RECYFIX trash box 100



Foul air trap, vertical, DN 100



Foul air trap set, vertical DN 100 for RECYFIX 100



Mud bucket vertical DN 100, black



Step Fall Adapter for step slope, from type 01 to type 010


	Length mm	Width mm	Height mm	Weight kg	Item No.
Foul air trap for RECYFIX trash box 100	75	78	135	0,1	967
Foul air trap, vertical, DN 100	-	187	181	0,6	40295
Foul air trap set, vertical DN 100 for RECYFIX 100	-	-	203	0,4	40294
Foul air trap, horizontal, with rubber sealing, black	-	-	-	0,1	966
Mud bucket vertical DN 100, black	100	100	85	-	40293
Step Fall Adapter for step slope, from type 01 to type 010	174	98	92	0,2	41290
RECYFIX sealing material, 290 ml	-	-	-	0,5	19053
RECYFIX primer, 250 ml	-	-	-	0,5	19054

# RECYFIX®PLUS 150

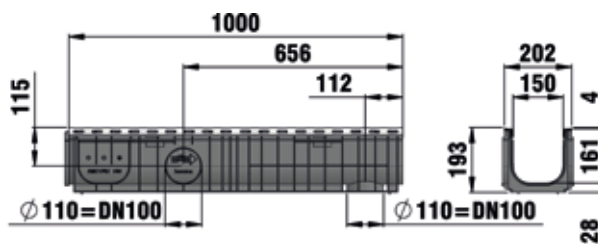
## RECYFIX®PLUS 150, - Combi article, up to class C 250 and D 400

NB: Class A15 and B125 gratings available on request

Type 01 with Slotted-Ductile iron mesh grating, black, locked



Type 01



	Length mm	Width mm	Height mm	Invert mm	Drainage cross-sect. cm <sup>2</sup>	Intake cross-sect. cm <sup>2</sup> /m	Weight kg	Item-No. galvanised angle housing
Type 01 with GUGI-Ductile iron mesh grating, black, C 250 locked	1000	202	193	165	225	745	13,8	41075
Type 0105 with GUGI-Ductile iron mesh grating MW 15/25, black, C 250 locked	500	202	193	165	225	745	6,8	41049
Type 100 with GUGI-Ductile iron mesh grating MW 15/25, black, C 250 locked	1000	202	100	80	117	745	12,6	41041
Type 01 with ductile iron grating, black, SW 6mm, HEELSAFE C 250 locked	1000	202	193	165	225	400	12,8	41076
Type 0105 with ductile iron grating black, SW 6mm, HEELSAFE C 250 locked	500	202	193	165	225	400	8,1	41050
Type 100 with ductile iron grating black, SW 6mm, HEELSAFE C 250 locked	1000	202	100	80	117	400	14,0	41037
Type 01 with GUGI-Ductile iron mesh grating, MW 15/25 black, D 400 locked	1000	202	193	165	225	699	14,0	41080
Type 01 with ductile iron grating black, SW 6mm, HEELSAFE D400 Black, locked	1000	202	193	165	225	400	14,2	41078
Type 100 with ductile iron grating black, SW 6mm, HEELSAFE D400 Black, locked	1000	202	100	80	117	400	13,1	41038



Team Valley Business Unit



Car Dealership Sunderland

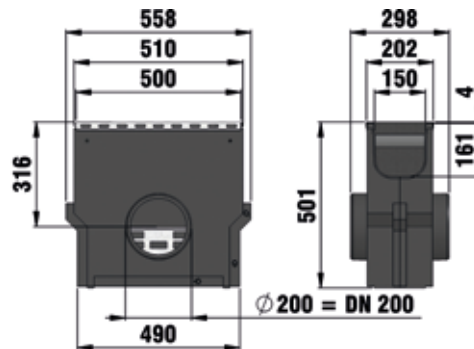
# RECYFIX® PLUS 150

## Accessories

### Trash boxes



Trash box with galvanised bucket, with GUGI-Ductile iron mesh grating MW 15/25, galvanised, class C 250 locked



	Length mm	Width mm	Height mm	Weight kg	Item-No. galvanised angle housing
Trash box with galvanised bucket, with GUGI-Ductile iron mesh grating MW 15/25, galvanised, class C250 locked	500	202	501	20,7	41053
Trash box with galvanised bucket, with ductile iron grating SW 6mm, HEELSAFE black, class C 250, locked	500	202	501	20,5	41058
Trash box with galvanised bucket, with GUGI-Ductile iron mesh grating MW 15/25, galvanised, class D400 locked	500	202	501	20,2	41083
Trash box with galvanised bucket, with ductile iron grating SW 6mm, HEELSAFE black, class D 400, locked	500	202	501	20,7	41059

### End caps



End cap combined made of PP with outlet DN 70/100, Type 01



End cap closed, type 100

	Length mm	Width mm	Height mm	Weight kg	Item No.
End cap combined made of PP with outlet DN 70/100, Type 01	-	210	203	0,1	40191
End cap closed, type 100	-	208	100	-	40190

# RECYFIX® PLUS 150

## Further accessories



Foul air trap, vertical,  
DN 100



Foul air trap set, vertical  
DN 100 for RECYFIX 150

	Length mm	Width mm	Height mm	Weight kg	Item No.
Foul air trap, vertical, DN 100	-	187	181	0,6	40295
Foul air trap set, vertical DN 100 for RECYFIX 150	-	-	203	0,4	40294
RECYFIX sealing material, 290 ml	-	-	-	0,5	19053
RECYFIX primer, 250 ml	-	-	-	0,5	19054




Parking area Yeovilton

# RECYFIX® PLUS 200

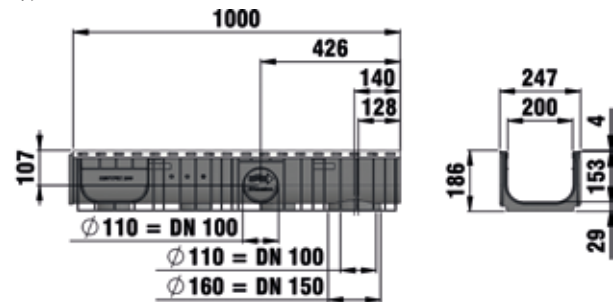
## RECYFIX® PLUS 200, - Combi article, up to class C 250 and D 400

NB: B125 gratings available on request

Type 010 with GUGI-Ductile iron mesh grating MW 15/25, black, locked



Type 010



	Length mm	Width mm	Height mm	Invert mm	Drainage cross- sect. cm <sup>2</sup>	Intake cross- sect. cm <sup>2</sup> /m	Weight kg	Item-No. galvanised angle Housing
Type 010 with GUGI-Ductile iron mesh grating MW 15/25, black, C 250 locked	1000	247	186	157	290	825	16,6	40770
Type 020 with GUGI-Ductile iron mesh grating MW 15/25, black, C 250 locked	1000	247	236	208	366	825	17,1	40772
Type 100 with GUGI-Ductile iron mesh grating MW 15/25, black, C 250 locked	1000	247	100	80	147	825	15,1	40741
Type 010 with ductile iron grating, 2 x 85/20, black, C 250 locked	1000	247	186	157	290	822	16,2	40760
Type 020 with ductile iron grating, 2 x 85/20, black, C 250 locked	1000	247	236	208	366	822	16,8	40761
Type 100 with ductile iron grating, 2 x SW 85/20, black, C 250 locked	1000	247	100	80	147	822	14,9	40740
Type 010 with ductile iron grating, SW 6mm, HEELSAFE C 250 locked	1000	247	186	157	290	557	19,0	40788
Type 020 with ductile iron grating, SW 6mm, HEELSAFE C 250 locked	1000	247	236	208	366	557	19,1	40789
Type 100 with ductile iron grating, SW 6mm, HEELSAFE C 250 locked	1000	247	100	80	147	557	17,6	40787
Type 010 with GUGI-Ductile iron mesh grating MW 15/25, black, D 400 locked	1000	247	186	157	290	825	18,6	40775
Type 010 with GUGI-Ductile iron mesh grating MW 15/25, KTL, D 400 locked	1000	247	186	157	290	825	18,6	40776
Type 020 with GUGI-Ductile iron mesh grating MW 15/25, black, D 400 locked	1000	247	236	208	366	825	19,1	40777
Type 010 with ductile iron grating, SW 6mm, HEELSAFE D 400 locked	1000	247	186	157	290	557	18,4	40790
Type 020 with ductile iron grating, SW 6mm, HEELSAFE D 400 locked	1000	247	236	208	366	557	18,5	40791
Type 100 with ductile iron grating, SW 6mm, HEELSAFE D 400 locked	1000	247	100	80	147	557	17,0	40796

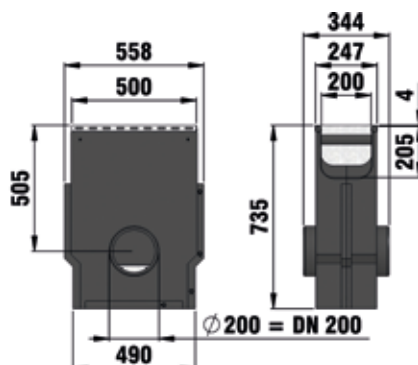
# RECYFIX® PLUS 200

## Accessories

### Trash boxes



Trash box with GUGI-ductile iron grating MW 15/25, black, class C 250, locked



	Length mm	Width mm	Height mm	Weight kg	Item-No. galvanised angle housing
Trash box with GUGI-ductile iron grating MW 15/25, black, class C 250, locked	500	247	735	31,4	40753
Trash box with ductile iron grating SW 20, black, class C 250, locked	500	247	735	31,2	40754
Trash box with galvanised mud bucket and ductile iron grating, SW 6mm, HEELSAFE C 250 locked	500	247	735	32,5	40793
Trash box with GUGI-ductile iron grating MW 15/25, black, class D 400, locked	500	247	735	32,6	40745
Trash box with galvanised mud bucket and ductile iron grating, SW 6mm, HEELSAFE D 400 locked	500	247	735	32,3	40794

### End caps



End cap combined made of PP closed / with outlet DN 100, Type 010



End cap closed, Type 020

	Length mm	Width mm	Height mm	Weight kg	Item-No. galvanised
End cap combined made of PP closed / with outlet DN 100, Type 010	-	254	199	0,2	40792
End cap closed, Type 020	-	260	275	1,1	12081
End cap closed, type 100	-	262	100	0,1	40690



# RECYFIX® PLUS 200

## Further accessories



Foul air trap set, vertical DN 100 for RECYFIX 200



Step Fall Adapter for step slope, from type 010 to type 020

	Length mm	Width mm	Height mm	Weight kg	Item No.
Foul air trap set, vertical DN 100 for RECYFIX 200	-	-	203	0,4	40294
Step Fall Adapter for step slope, from type 010 to type 020	218	200	99	0,4	49590
RECYFIX sealing material, 290 ml	-	-	-	0,5	19053
RECYFIX primer, 250 ml	-	-	-	0,5	19054

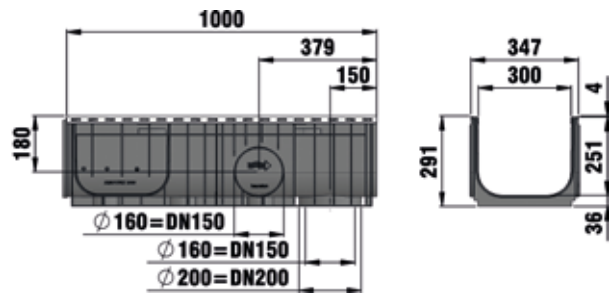



Car Park Exeter

# RECYFIX®PLUS 300

## RECYFIX®PLUS 300, - Combi article, class C 250

Type 01 with GUGI-ductile iron mesh grating, locked




	Length mm	Width mm	Height mm	Invert mm	Drainage cross-sect. cm <sup>2</sup>	Intake cross-sect. cm <sup>2</sup> /m	Weight kg	Item No.
Type 01 with GUGI-ductile iron mesh grating, locked	1000	347	291	255	730	1327	30,1	41970

## Accessories

### Trash boxes and End caps



End cap closed, galvanised, type 01



End cap with vertical UPVC outlet, galvanised, type 01



Trash box with galvanised angle housing with GUGI ductile iron mesh grating MN 15/25mm Cl. C250

	Length mm	Width mm	Height mm	Weight kg	Item No.
Trash box with galvanised angle housing with GUGI ductile iron mesh grating MW 15/25mm, black cl. C 250, locked with galvanised bucket, with PVC-U pipe outlet DN/OD 200	500	347	865	49,72	32333
Trash box with galvanised angle housing with GUGI ductile iron mesh grating MW 15/25mm, black cl. C 250, locked with galvanised bucket, with PVC-U pipe outlet DN/OD 315	500	347	865	49,72	32340
End cap closed, galvanised, type 01	-	360	340	1,8	40882
End cap with vertical UPVC outlet, galvanised, type 01	-	360	340	2,3	40892

### Further accessories

	Length mm	Width mm	Height mm	Weight kg	Item No.
RECYFIX sealing material, 290 ml	-	-	-	0,5	19053
RECYFIX primer, 250 ml	-	-	-	0,5	19054




Stocksbridge Retail Park



Vanguard shopping, Monks Cross

 **hauraton**  
IT'S RUNNING WELL



08/2019 |  
All drawings, measurements and weights  
are non-committal! We reserve the right to  
do technical changes for improvement

**HAURATON LIMITED**

Unit 4, Frenchs Avenue  
Dunstable, Bedfordshire  
LU6 1BH

Tel. 01582 501380

Fax 01582 501399

TS-UK@hauraton.com

[www.hauraton.co.uk](http://www.hauraton.co.uk)

