

**AKW**<sup>®</sup>  
Life Made Better



**ONYX**  
Beautiful Care

# ONYX

Beautiful Care

**The minimalistic  
bathroom accessories  
range that doesn't sacrifice  
style for safety.**

From grab rails to shower  
seats, Onyx reimagines what's  
possible in bathroom safety.  
Contemporary design, tactile  
finishes, multiple colours and  
ingenious features create  
a seamlessly integrated  
collection for every bathroom.



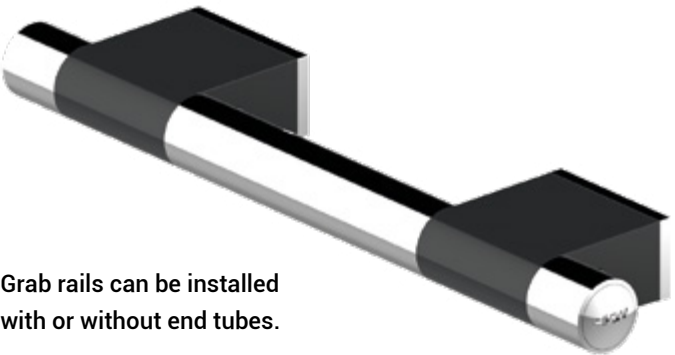
**AKW**  
Life Made Better






# GRAB RAILS

Simple, elegant and strong, Onyx grab rails provide reassurance wherever you need it. Supporting up to 150kg, they blend unobtrusively into the wall and integrate perfectly with other accessories in the range. Onyx grab rails are available in four style options and three lengths, 300mm, 450mm and 600mm.



Grab rails can be installed with or without end tubes.

## Style options:



# ERGONOMIC WASH BASIN



Contemporary design meets functional independence. This modern style wall hung basin adds both style and support in any bathroom, featuring a concave front for closer access and hand grips to give users support and stability.



# SHOWER SEATS

Safe showering is a must-have in all modern bathrooms. The minimalistic fold-up design of the Onyx Shower Seat gives reassurance when it's needed and saves space when it's not. The sturdy aluminium leg, stainless steel components and ergonomic seat demonstrate quality workmanship.



Capable of supporting up to 200kg, the seat folds neatly away when not needed to save valuable space.

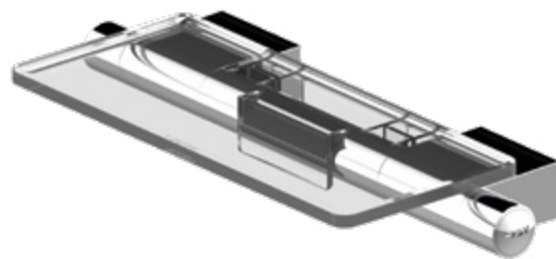


## ACCESSORIES

Onyx accessories provide a stylishly integrated accompaniment to our adaptable range. Clean lines, chrome, acrylic and stainless steel finishes and minimalistic hidden mounting make these both practical and desirable.




### Large Shelf



- Easy snap-fit attachment to rails
- Clear acrylic
- No screws installation

### Small Shelf




- Chrome plated cover
- Elegant clear acrylic shelf
- Easy to clean

### Toilet Brush



- Floor or wall mounted elegance
- Sliding toilet brush lid enables easier access, longer reach and better hygiene

### Toilet Roll Holder



- Concealed mounting
- Use left or right handed
- Available in white or black

### Soap Dish




- Drainage holes keep soap drier
- Chrome plated cover
- Interchangeable

### Robe Hook



- Chrome plated zinc alloy
- Easy to install and strong
- Screw elegantly concealed

### Towel Rail



- Double-sided chrome tubes matches rest of range
- Holds 2 small towels

### Glass Tumbler & Acrylic Shelf



- Stylish glass for storing toothbrushes or rinsing
- Chrome plated cover, acrylic shelf





## SHOWER TRAY

The Onyx shower tray combines sleek lines with incredible strength, supporting up to 200kg as a low profile (just 26mm!) or level access tray. The discreet waste sits almost invisibly on the slate finish non-slip surface to create an effortlessly elegant effect.




### Waste Systems

Three wastes are available: Pumped Waste PW90, Gravity Waste GW90 and the Low Height Waste DW90 which has been specifically designed to fit the Onyx Shower Tray.



## BLACK LEVEL BEST & DEFLECTOR

Black Level Best is a full height single wall mounted 6mm toughened glass screen that can be used for a wet room or tray installation. Made from a contemporary polished aluminium finish it is easy to install, has a support rail that rotates for multi-angle connection and comes with a water tight high integrity seal. A fixed glass deflector screen with a pivoting deflector panel is also available.



Onyx Grab Rails	300mm	450mm	600mm
Onyx Black & Chrome Straight Grab Rail	11800-UK	11801-UK	11802-UK
Onyx White & Chrome Straight Grab Rail	11811-UK	11812-UK	11813-UK
Onyx Chrome Straight Grab Rail	11822-UK	11823-UK	11824-UK
Onyx Black Straight Grab Rail	11831-UK	11832-UK	11833-UK

Onyx Shower Tray			
Tray dimensions	White Tray Only	Black Tray Only	Grey Tray Only
800 x 800mm Shower Tray	11886	11890	11892
900 x 900mm Shower Tray	11887	11891	11893
1000 x 700mm Shower Tray	11888	n/a	n/a
1000 x 800mm Shower Tray	11851	11852	11875
1200 x 700mm Shower Tray	11889	n/a	n/a
1200 x 800mm Shower Tray	11853	11854	11876
1200 x 900mm Shower Tray	11855	11856	11877
1400 x 800mm Shower Tray	11871	11872	11878
1400 x 900mm Shower Tray	11873	11874	11879
1600 x 800mm Shower Tray	11857	11858	11880
1600 x 900mm Shower Tray	11859	11860	11881
1700 x 800mm Shower Tray	11861	11862	11882
1700 x 900mm Shower Tray	11863	11864	11883
1800 x 800mm Shower Tray	11865	11866	11884
1800 x 900mm Shower Tray	11867	11868	11885

Onyx Shower Tray Wastes	Must be ordered with the Onyx Tray
DW90 Low Height Dry Waste (Must be ordered with the Pipe Adapter kit)	25496
Pipe Adapter Kit	16-006-058
GW90 Onyx Gravity Waste	25494
PW90 Onyx Pumped Waste 22mm	25495
Spare Dry Waste Non Return Valve	16-006-037

Onyx Black Level Best Screen	
Onyx Black Level Best Screen 800 x 1900mm	LB00216BK
Onyx Black Level Best Screen 900 x 1900mm	LB00217BK
Onyx Black Level Best Screen 1000 x 1900mm	LB00218BK
+ 1400mm wall brace	LB00126

Onyx Black Level Best Deflector Screen	
Black Level Best Deflector Panel 800 x 400 NC x1900	27018BK
Black Level Best Deflector Panel 900 x 400 NC x 1900	27031BK
Black Level Best Deflector Panel 1000 x 400 NC x1900	27017BK

Onyx Shower Seats	
Onyx Compact Shower Seat (White)	02801WH-LS
Onyx Compact Shower Seat (Black)	02800BK

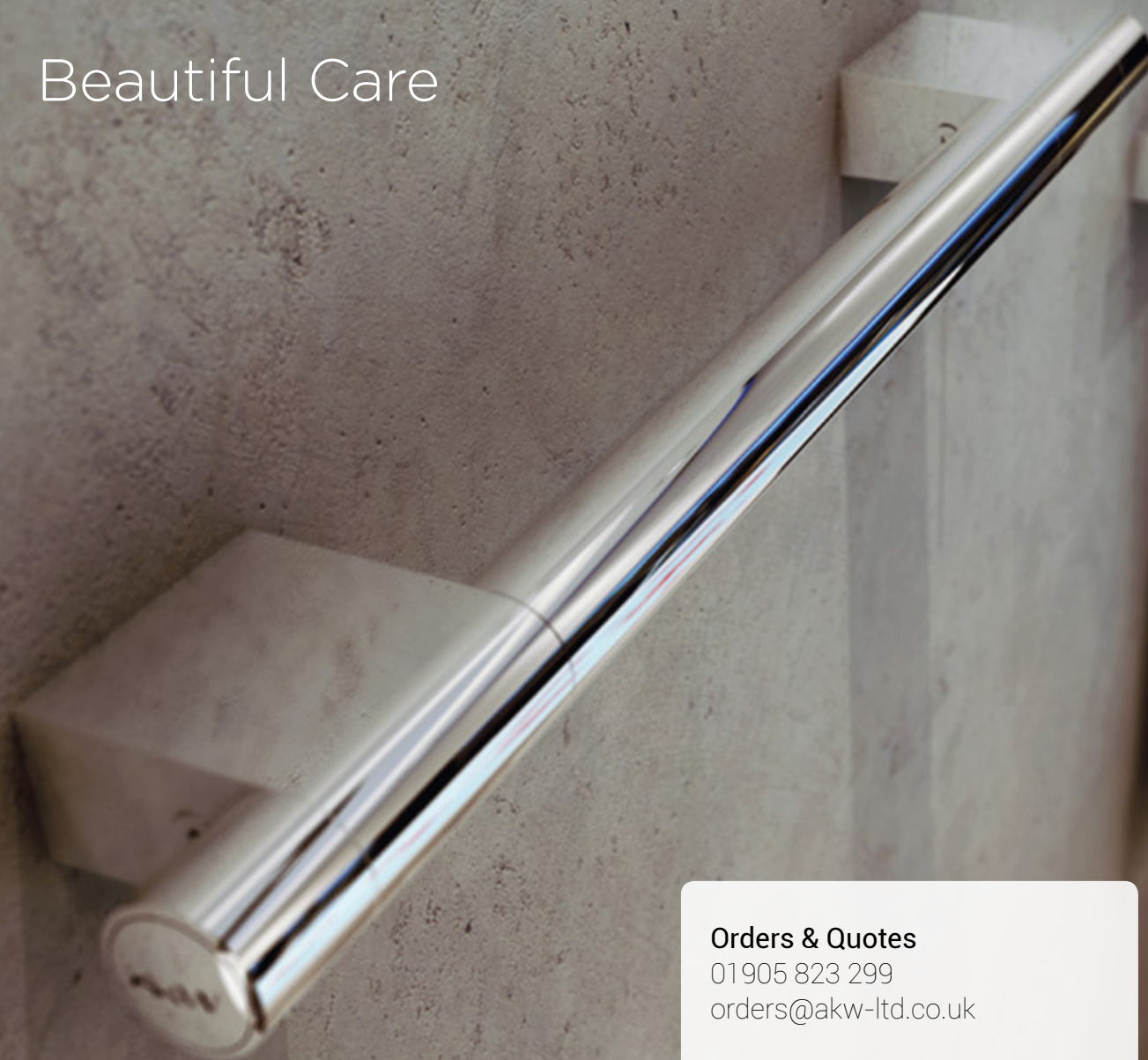
Onyx Accessories	
Onyx Large Shelf	23680
Onyx Small Shelf	23681
Onyx Soap Dish	23683
Onyx Robe Hook	23690
Onyx Toilet Brush (White & Chrome)	23684
Onyx Toilet Brush (Black & Chrome)	23687
Onyx Toilet Roll Holder (White & Chrome)	23685
Onyx Toilet Roll Holder (Black & Chrome)	23688
Onyx Towel Rail (White & Chrome)	23686
Onyx Towel Rail (Black & Chrome)	23689
Onyx Glass Tumbler & Acrylic Shelf	23682

Onyx Wash Basin	
Ergonomic Wash Basin with Hand Grip Supports 600x490x140mm	11870-LS



# ONLYX

Beautiful Care



#### Orders & Quotes

01905 823 299

[orders@akw-ltd.co.uk](mailto:orders@akw-ltd.co.uk)

#### General Enquiries

01905 823 298

[sales@akw-ltd.co.uk](mailto:sales@akw-ltd.co.uk)

#### Technical Enquiries

01905 560 219

[technicalenquiries@akw-ltd.co.uk](mailto:technicalenquiries@akw-ltd.co.uk)

#### AKW

Pointon Way, Hampton Lovett  
Droitwich Spa, WR9 0LR

[www.akw-ltd.co.uk](http://www.akw-ltd.co.uk)



V2 07/19

**AKW**<sup>®</sup>  
Life Made Better