



British
Association
Landscape
Industries

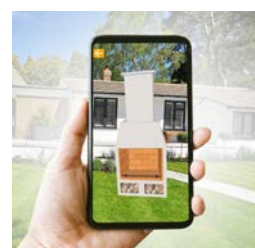


ACCREDITED

Schiedel Isokern Garden Fireplace

Made from natural pumice, sourced from the Hekla Volcano in Iceland.

Available in 3 sizes and delivered in a complete packaged solution.

www.schiedel.com/uk
SAP 940003464 - November 2021



Scan the QR code to download our FREE app to see how the Garden Fireplace looks in your outdoor area before you buy!

The Schiedel Isokern Garden Fireplace is the ideal solution for outdoor living.

This stunning focal point for any garden is available in 3 sizes and is delivered in a complete packaged solution.

The natural volcanic pumice (sourced from the Hekla Volcano in Iceland) gives this outdoor fireplace all the insulation needed to have a safe and spectacular centre-piece in any garden. The relatively small footprint also means that it can be placed against any wall, even in small gardens or yards, where space is at a premium.

The kit includes the chimney blocks, the lip glue for assembly, firebricks and also firebrick mortar and a render to either seal the joints or give an entire rendered finish.

The Garden 500 model comes with a log retainer and barbecue grill (additional log stores are available as extra). The 950 and 1200 models can have a log store as an additional extra.

This makes the Garden Fireplace the only choice for outdoor heating and living, from the leading experts in chimney solutions.



[instagram.com/onealchemistryhouse](https://www.instagram.com/onealchemistryhouse)



500 MODEL

This version can function in any size garden as you can have it with or without the side log stores.

The 500 model comes with a FREE Log Retainer and a Grill to allow it to become a superb barbecue, as well as a stunning Garden Fireplace.

Additional chimney blocks can be added to increase the height.



Opening
510mm w x 540mm h
Inside depth is approx
315mm after firebricks and
the outside overall depth is
440mm

Weight 460kg
1 Pallet Delivery
Code 169566

We recommend a 100mm thick concrete (or similar material) base as the completed build is very heavy and could sink or slant if the base is not strong enough.

950 MODEL

Our most popular model as it's easy to build and fully load bearing, like all the Garden Fireplaces. Our mid-range model is ideal for all garden sizes and can be freestanding, raised, or built against a wall.

Includes FREE Log Retainer.

Additional chimney blocks can be purchased to increase the height.

Opening
940mm w x 720mm h
depth is 640mm

Weight 960kg
1 Pallet Delivery
Code 169567

We recommend a 100mm thick concrete (or similar material) base as the completed build is very heavy and could sink or slant if the base is not strong enough.



1200 MODEL

Our largest Garden Fireplace is a spectacular addition to your garden.

A wide open fireplace built with volcanic pumice, makes this the envy of any garden lover.

Includes FREE Log Retainer.

Additional chimney blocks can be purchased to increase the height.

Opening
1180 w x 720mm h
depth is 640mm

Weight 1100kg
2 Pallet Delivery
Code 169568

We recommend a 100mm thick concrete (or similar material) base as the completed build is very heavy and could sink or slant if the base is not strong enough.



[instagram.com/ianroman](https://www.instagram.com/ianroman)



The Garden Fireplace

The Garden Fireplace is available in 3 sizes, all delivered in complete packaged solutions. There are various accessories and additions listed below

	SAP Code	Product Name
	157838	Log Storage for 500
	157837	Log Storage for 950
	168902	Log Storage for 1200
	130727 130708	Additional Block for 500 Additional Blocks for 950 and 1200
	130710	Capping for 500 model
	135070 135093	Top Ring for 500 model Top Ring for 950 and 1200
	130732	Rain Cap for all models
	130771	Chimney Glue 5kg
	135329	Render Plaster 25kg bag

Kit includes:

- Modules for fireplace
- Chimney Blocks
- Lip glue for assembly of fireplace and chimney
- Firebricks and firebrick mortar
- Render for finish

Rendered or unrendered Fireplace can be painted.

Additional chimney blocks can be purchased for extra height.

Log stores can be positioned below or to the side.

We recommend a 100mm thick concrete (or similar material) base as the completed build is very heavy and could sink or slant if the base is not strong enough.


Take a look at some useful videos showing how easy it is to build the Garden Fireplace on our YouTube TV Channel

Head over to YouTube and search for "SchiedelUK"



Schiedel Isokern
Unit 8/9 Block A, Holton Road,
Holton Heath Industrial Est., Poole
BH16 6LG
T +44 1202 861650

sales.uk@schiedel.com
www.schiedel.com/uk



Scan the QR code to download our FREE app to see how the Garden Fireplace looks in your outdoor area before you buy!

Follow us on Social Media @SchiedelUK



A standard
INDUSTRIES COMPANY