



1986 - 2021



# STAIR NOSINGS & EDGINGS

July 2021

THE SPECIALIST FLOORING ACCESSORY MANUFACTURER

[www.thecatweb.com](http://www.thecatweb.com)



## Introduction

### Dear Customer,

Contained in this 2021 edition of the Comprehensive C.A.T. Catalogue are hundreds of transition and edging profiles for numerous flooring situations. C.A.T. trust you will find a suitable profile for your commercial or residential project and look forward to being of assistance in supplying you with "in flooring terms", the final detail.

We recognise the extensive choice available can be time-consuming to scan through, however our team are more than happy to suggest suitable profiles upon request of a customer enquiry.

Since 1986, we maintain our objective to produce the finest quality flooring profiles and accessories

2020 - 2021 has been a tough year for all businesses during this pandemic. This in conjunction with Brexit has caused global economic fluctuations in the cost of raw materials. Whilst we aim to provide stable prices this year, C.A.T. may find it necessary to increase pricing due to continual rising material costs. We endeavour to advise our customers of any such increase however, it is the responsibility of the purchaser to check pricing at the time of order. If you have any concerns regarding pricing please contact our sales team for advice.

### Drawings & Illustrations

The profiles depicted in this catalogue are shown approximately 75% scale with every effort having been made to ensure accuracy of illustration and dimensions given. However, we recommend that samples be requested where critical sizing is required.

Similarly, where infilling colours and metal finishes are shown, these are representative only. Please request a sample for true colour/metal finish referencing.

C.A.T. reserves the right to alter or change, within reasonable limits, the published dimensions of its profiles, having regard to the nature of the product and its intended use.

### C.A.T. Logos, Brands and Products

All the products in this publication are protected by registered design or design right. Please contact our marketing department should you wish to include C.A.T. logos, brands or products in your own marketing material or on your website.

### C.A.T. and BIM (Building Information Modelling)

To assist designers and architects, C.A.T. are currently working towards producing product data sheets compatible with BIM Level 2 requirements. Please contact our office if you require these data-sheets for any of our profiles you wish to incorporate into your specification. 3D images will also be provided upon request.

### Important Information

Orders for brass profiles are always supplied as 'Polished Brass' unless a special finish is specified at the time of ordering.

When selecting brass profiles, please consider that all brass will tarnish in the atmosphere over a period of time dependent upon the environment in which it has been installed.

Contact with fluids, including water and cleaning chemicals, will accelerate the tarnishing process causing staining which will be difficult to remove.

C.A.T. recommend that installers wear cotton gloves when handling our brass products, preventing any unnecessary tarnishing at the time of installation.

Antique Brass and Antique Bronze finishes are a chemically applied process and are hand finished with a variance from batch to batch. They are not foot-traffic resistant and are designed to create an aged, unpolished effect.

For maintenance instructions, please visit [www.thecatweb.com](http://www.thecatweb.com) or call our sales office for further assistance.



This symbol appears throughout this catalogue to denote that certain products or supply variations are available 'TO SPECIAL ORDER'

Please check with the sales office for availability details prior to ordering.





## Delivery Information

### Domestic Shipping

C.A.T. deliver to all areas of the England, Wales, Scotland, Northern Ireland, Isle of Man and the Channel Islands, either by C.A.T. company vehicles or by common carrier services (see detailed information below). Delivery cost are calculated and advised to the customer at the time of placing an order.

### International Shipping



C.A.T. offer a worldwide shipping service. The price for shipping can vary depending on the size, weight and destination for delivery. Please email us full details of your order and we will search the market for the best possible shipping rates.

#### SITE DELIVERIES

In certain circumstances, deliveries to site can be made upon the Customers written request. Said request **must include** a site contact name and a contact telephone number, the full site address including post code and any other instructions.

### Third Party Deliveries, e.g. by Parcel Carrier, Courier, Road Haulier.

The Customer must ensure that there is someone available at the delivery site address who is aware that the delivery is due and is ready to receive the goods from the delivering vehicle. This includes for the availability of mechanical handling equipment should it be required.

Third party courier companies will not contact site contacts by mobile phone but will expect to deliver goods to the company who have placed the order or an individual acting on their behalf.

Dedicated Deliveries      P.O.A.

### Next Day Deliveries - Important Note

**If an order for next day delivery is requested by the customer it is on the clear understanding and agreement that no definite guarantee whatsoever of delivery can be made by the company or its representative.**

Whilst the Company will always endeavour to assist with urgent requirements, it is the responsibility of the Customer to allow adequate time for materials to be delivered given normal conditions. This statement is made in good faith with courier and other related third party involvement having been taken into consideration.

Courier companies that operate a next day service do not guarantee delivery and operate a 1-2 day service as standard. Should a Customer require a dedicated door-to-door urgent delivery for materials, the Company can obtain a quotation for this request and forward it to the Customer for their approval.





### Deliveries by C.A.T. Company Vehicle

C.A.T. personnel will not go on to a site and leave the vehicle unattended but will call the site contact by mobile telephone to advise that the delivery is available. The driver will seek to leave the goods with a person on site who is responsible for the acceptance of goods if this is part of the Customers instruction.

**IT IS ADVISABLE TO ALWAYS ALLOW SUFFICIENT TIME WHEN PLACING ORDERS, WHETHER FOR DELIVERY TO SITE OR TO THE CUSTOMER'S OWN PREMISES, TO ENSURE THAT GOODS ARE RECEIVED IN ADVANCE OF INSTALLATION DATES.**

C.A.T. standard Terms & Conditions of business apply.



































	Denotes Aluminium Profiles
	Denotes Brass Profiles
	Denotes PVC Profiles
	Denotes Stainless Steel Profiles

# Contents

# Page

## Stair Nosings & Edgings

	Technical Information, LRV's & Special Finishes	10
   	Aluminium Nosings Quick Reference Guide	16
   	Aluminium Nosings & Edgings	
	With Inserts 2.5mm Gauge	30
	With Inserts & Ramped Treads	36
	With Inserts 5mm Gauge	44
	With Inserts For Stone & Ceramics	58
	With Concealed Fixings	62
	Solid Aluminium Stair Nosings	74
	With Castellated Treads	82
	Olympic™ Heavy Duty Aluminium Stair Nosings	87
	Aluminium LVT Stair Edge Profiles	101
	Aluminium Nosings With Formed Stainless Steel Covers	104
	Aluminium Nosings Formed Sections For Stone & Ceramics	109
	Bespoke Aluminium Chequer Plate Stair Treads & Nosings	110
	Brass Stair Nosings Quick Reference Guide	113
	Solid Brass Stair Nosings With Inserts	118
	Solid Brass Stair Nosings & Edgings	139
	PVC Nosings	154
   	Stair Tread Inserts, Flat Plates, Discs & Demarcation Studs	157
   	Staircase Stringer Trims & Edge Profiles	171
	<b>Fabrication</b>	177
	Bespoke Profile Extrusions	186
	Custom Profiles & 3D Printing	188
	Stair Nosing Installation Guides	190
	Screws & Adhesives	202







## Sustainability & Recycling Policy Statement

C.A.T. Ltd. manufacture high quality, competitively priced flooring finishing trims, stair nosings and wall corner protectors in Brass, Stainless Steel, Aluminium and PVC materials.

The metals C.A.T. produce all have a high content of recycled material, typically 90-100% of brass profiles, 30% of aluminium extrusions and 60% of stainless steel.

At the end of their working life, these products are 100% recyclable and the aluminium, brass and steel material can be re-used an infinite number of times. There is usually a monetary value for the scrap.

C.A.T. Spectrum KSP PVC profiles and stair nosing infill finished products contain 30% of recycled material by weight. KB bases are extruded using up to 80% recycled material.

Our commitment to quality ensures that, where C.A.T. trims are used as recommended, they will last longer than inferior products, meaning they require replacement less often. This can lead to reduced project lifetime costs and lessen the impact on the environment.

C.A.T. comply with all relevant environmental legislation and regulations.

Whilst BREEAM and LEED classification does not currently include floor finishing trims, we are determined to engage in the spirit of these schemes and work towards minimising our environmental footprint.

All metal off-cuts and waste are sent for recycling.

All paper and cardboard waste is collected for recycling by an approved and licenced operator.

Manufacturing waste from PVC products in our factory is processed and reused in the making of new products.

Wooden crates, in which our raw material is supplied, are broken down and re-used in our packing system wherever possible. Surplus material and pallets are given to local collectors for repurposing or recycling.

All the timber used is FSC certified.

Wherever possible we are reducing the use of plastic packaging materials, however, we will only do this where there is no detriment to ensuring our products are delivered to the quality standard we expect. Alternatives are actively being sought.

C.A.T. are committed to the reduction of waste and improving energy efficiency. Our transport operation is planned to be as efficient as possible and we are constantly monitoring performance.

We regularly review our working practices to ensure we are continuing to reduce our environmental impact.



**“Did you know aluminium is one of the most sustainable building materials in the world and can be recycled indefinitely without loss of quality?”**

**Aluminium recycling over a year saves enough electrical energy to power The Netherlands for a year. It also saves more than 90 million tonnes of CO2 each year.”**



C.A.T. Brands

Designer Home Collection™

Stick Fix™

Feline™

Fab™

Timberline™

Tag Trim™

Mainline™

Kliks™

Kliks Slim™

Kliks Spectrum Zip™

Reflex™

Vertex™

Olympic

The Akeman Collection™



## Lead Times Guide

<b>TSO To Special Order Profiles</b>	Up to 14 working days from receipt of order - <b>subject to availability</b>
--------------------------------------	--

<b>Fabrication - 1 to 3 curves</b> Flooring profiles - curves Stair nosings - curves Stair rods - curving (in addition to stair rod lead times)	Up to 14 working days Up to 14 working days 7 working days
--	--

Notes:

For special finishes, please add 14 working days to the quoted lead times.

For large fabrication orders, please contact C.A.T. sales for lead times.

<b>Powder Coating</b>	Contact C.A.T. sales
-----------------------	----------------------

<b>Matwell Frames - 1 - 3 matwells</b>	7 working days
--	----------------

<b>Stair Nosings &amp; Edgings up to 100 metres:</b>	
Brass Stair Nosings With PVC & Brass Infills	
Polished & Satin Finishes	7 working days
Antique Brass & Antique Bronze Finishes	14 working days
Aluminium Stair Nosings With PVC & Aluminium Infills	
Mill Finish	3 working days
Polished & Satin Finishes	7 working days
Aluminium Stair Nosings With Olympic Grip Infill	
Mill Finish	3 working days
Aluminium Stair Nosings With Carborundum Infill	
Mill Finish	14 working days
Stainless Steel Stair Nosings With PVC Infills	
Bright & Brushed Finishes	10 working days

Note: For larger orders, please contact C.A.T. sales for lead times.


<b>Stringer Angles up to 100 Units:</b>	
Aluminium - stock subject to availability	3 working days
Brass - Polished & Satin Finishes	14 working days
Antique Brass & Antique Bronze Finishes	21 working days

Note: For larger orders, please contact C.A.T. sales for lead times.

<b>Stair Rods &amp; Eyes - up to 50 Rods and 100 Eyes</b>	
Polished Brass	7 working days
Antique Brass & Antique Bronze Finishes	14 working days
Chrome & Nickel Finishes	14 working days

Note: For larger orders, please contact C.A.T. sales for lead times.





## Stair Nosings & Edgings





## Stair Nosings - Technical Information & Installation

### General

C.A.T. stair nosings are manufactured to the highest specification in brass and aluminium. A selection of nosings have ribbed treads, others have castellated treads and there are those with PVC infills which are available in a range of colours. BTI49.5, ATI49.5 and ATI37.25 tread inserts are also available to provide for an all-metal installation with concealed fixings

### Selection

Choose from nosings in various gauges and shapes to accommodate different step edges and floorings. A number of nosings are designed with a diminished edge for retro installation on hard floorings, including vinyl, terrazzo, wood, etc.

### Finishes

Brass: Polished Brass • Satin Brass • Antique Brass • Antique Bronze.

Aluminium: Polished • Satin • Mill, plus DHC finishes on stair edge profiles AN20/3 and AN21/3.

Please note that we are constantly developing new finishes. Please contact the C.A.T. sales office for the latest developments.

### Data

Brass alloy to BS 2874 : 1986

Aluminium alloy to BS 1474 : 1987

PVC to BS 6746 : 1990

### Measuring Steps


When measuring stair nosings steps should be numbered from top to bottom, indicating floor levels, flights and landings for the cutting and installation plan.

Staircases with open strings should be measured oversize by 50mm for cutting on site.

A measuring/ordering sheet can be found in this catalogue or call the C.A.T. sales office for advice.

### Installation

It is highly advisable when installing stair nosings to use screw fixings and a suitable adhesive after ensuring that treads and risers are in good order. C.A.T. recommend the use of STYCCO FLEX from F. Ball & Co Ltd for this purpose.



#### Stair Nosings With Ribbed And Castellated Treads

Can be pre-drilled for screw and adhesive fixing, alternatively nosings can be supplied undrilled for adhesive fixing only if suitable and requested.



#### Stair Nosings With PVC Infills & ATI/BTI Infills - Retro Fit

Retro fit option when installing stair nosings with PVC, ATI and BTI infills. Specify retro fit for a neat, concealed fixing finish.

Retro fit nosings are supplied cut to size with pre-drilled channel for countersunk screw fixings. On site, having secured nosings to treads with screws and adhesive, peel away protective cover from adhesive carrier tape, insert infill into channel applying pressure ideally with a roller to ensure a good bond along the entire length of the tread.

Infills should be fitted at normal room temperature, not in cold environments, to avoid the possibility of contraction. Infills supplied oversize for cutting in.



#### Stair Nosings With PVC Infills With Concealing Plugs

Stair nosings are supplied pre-drilled and affixed with screws and adhesive.

A small 'dab' of adhesive is applied to screw heads and concealing plugs gently tapped level with the infill.



#### Installation Using Adhesive Only

Whilst C.A.T. recommends that all nosing profiles are fixed with screws and adhesive, it recognises that in some instances an adhesive fixing only is preferred. In these instances we recommend the use of Stycco Flex rapid curing flexible adhesive from F. Ball & Co.

Please contact the sales office for details.


When adhesive only is used, ensure adequate cure time is allowed before allowing pedestrian access to the step(s).



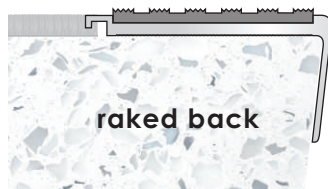
## Technical Information & Installation

### Profiles To Suit All Step Shapes

Modern stairs the risers tend to be either square or raked back in relation to the treads and without a over hang at the leading edge. By contrast, historical buildings might also feature a bull nose at the leading edge. Whatever the step shape, C.A.T. have a range of stair nosings profiles to suit.



**square**




**raked back**



**bull nosed**

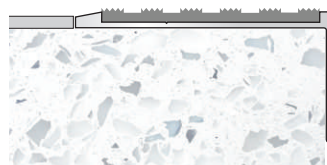
### Profiles To Suit All Applications

C.A.T. offer profiles ranging from 0.5mm ramped back to 25mm square back edge thus ensuring a supply to suit all flooring types and thicknesses, as shown in the examples below.




**ramped back**

to finish the edge of stone and timber stairs and stair fitted with ceramics or hard flooring



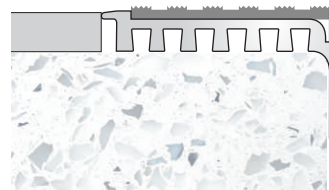
**2.5mm gauge**

to butt up to LVT, vinyl, lino



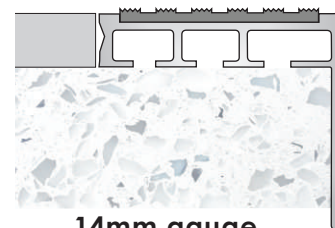
**5mm gauge**

to butt up to carpet and carpet tiles



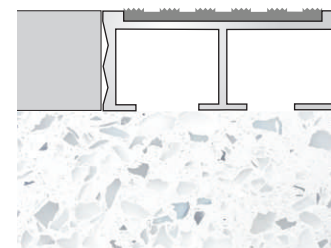
**10mm gauge**

to butt up to 10mm or to lip over 8mm floor coverings



**14mm gauge**

to butt up to thicker floor coverings, ceramics, stone and timber




**25mm gauge**

to butt up to 25mm thick ceramics, stone and timber

### Profiles For Modular Assembly

On stairs and landing areas where the stair nosings are required to extend beyond a standard profile tread going, the C.A.T. range of 5mm gauge aluminium profiles include a design feature which allows them to be used in combination, as shown in the example below. If required, profiles can be supplied pre-assemble onto a 1mm gauge aluminium base for single entity on site fixing.



Example shows stair nosing profile AN51, backed by two sections of profile ANEXT tread extender and finished with ramp edge profile ANRE25 combining to provide approximately 210mm overall going cover.





## Stair Nosings - Infill, Colour Options & LRVs

Please refer to product page for infill availability.


### Light Reflectance Values (LRV)

LRV is a measurement which expresses the percentage of light that is reflected from a surface with lighter finishes at the upper end of the scale and darker finishes at the lower. Designers of buildings need to comply with the building regulations applicable to the structure under consideration. Since 2004 guidance has existed on access to and use of buildings. The guidance is particularly concerned with provisions to assist the disabled, including those who are visually impaired.


The guidance highlights the need for certain surfaces and features to "contrast visually" with their surroundings. This is relevant to a wide range of non-residential buildings including, hospitals, schools, hotels, theatres, etc.



### PVC Infills



Castellated



Textured

The current guidance in the regulations and in the relevant codes of practice BS8300:2009 is that adequate visual contrast is provided if the Light Reflectance Value (LRV) of the contrasting areas exceeds 30 points, "i.e., the contrast between the stair edging and the floor covering". The testing equipment used to assess the LRV of C.A.T. product finishes is an integrated sphere spectrophotometer.

Black  
Castellated: LRV 4.25  
Textured: LRV 4.47



White  
Castellated: LRV 84.22  
Textured: LRV 88.85



Light Grey  
Castellated: LRV 12.33  
Textured: LRV 12.74



Flint  
Castellated: LRV 11.27  
Textured: LRV 11.66



Granite  
Castellated: LRV 7.02  
Textured: LRV 7.14



Regency  
Castellated: LRV 5.16  
Textured: LRV 5.37



Mid Blue  
Castellated: LRV 6.53  
Textured: LRV 6.71



Nimbus  
Castellated: LRV 4.77  
Textured: LRV 4.95



Peat  
Castellated: LRV 5.88  
Textured: LRV 6.04



Rustic  
Castellated: LRV 5.52  
Textured: LRV 5.79



Fawn  
Castellated: LRV 11.27  
Textured: LRV 11.53



Ivory  
Castellated: LRV 37.42  
Textured: LRV 37.65



Spruce  
Castellated: LRV 6.38  
Textured: LRV 6.59



Jade  
Castellated: LRV 7.33  
Textured: LRV 7.52



Yellow  
Castellated: LRV 54.91  
Textured: LRV 55.11



Poppy  
Castellated: LRV 10.01  
Textured: LRV 10.24



Claret  
Castellated: LRV 5.83  
Textured: LRV 6.09




Porth Stone  
Castellated: LRV 52.91  
Textured: LRV 53.11



Polar Grey  
Castellated: LRV 42.53  
Textured: LRV 42.73



### Olympic Carborundum Infill



Black  
LRV 4.76




Yellow  
LRV 47.07



White  
LRV 58.45




### Olympic Grip Tape



Black  
LRV 4.85



### Metal Infills



BTI 49.5  
LRV's as shown  
in table below



Brass

ATI 49.5  
LRV's as shown  
in table below



Aluminium

ATI 49.5  
LRV's as shown  
in table below



Black Anodised

ACP 49.5  
LRV's as shown  
in table below



Aluminium  
Chequer Plate

ATI 37.25  
LRV's as shown  
in table below



Aluminium



### Metal Finishes

Finish	Av.LRV	Finish	Av.LRV	Finish	Av.LRV
Mill Aluminium	71.65	Polished Brass	71.45	Bright Stainless Steel	62.00
Polished Aluminium	75.55	Satin Brass	59.55	Brushed Stainless Steel	53.70
Satin Aluminium	65.40	Antique Bronze	9.15		
Black Anodised	4.80	Chrome	63.60		
Antique Brass	29.55	Satin Chrome	44.85		
Matt Brass	60.55				

Colours shown for guidance only. Please request sample for accurate referencing.

## Stair Nosings - Infill Types & SRVs

### Slip Resistance and C.A.T. Stair Nosings

C.A.T. stair nosing infills and treads have been independently tested for slip resistance values (SRV).

For use in dry conditions, all our stair nosings and infill test results show a low risk of slip, contributing to the overall safety aspect of interior staircase installations.

We also manufacture a range of purpose designed stair nosings for use in external or wet area, which also show low risk of slip in wet conditions.

The values published are for the normal direction of travel when installed on stairs, i.e., ascending and descending.

It must be noted that many factors will contribute to safety of stairs, not solely the floor covering or the stair nosing fitted. Type of footwear worn, poor maintenance, obstructions, surface contaminants, hurrying, distraction and the influence of alcohol and drugs all have a significant impact on stair safety.

End users and facilities managers should consider regular inspection of stair installations and to act to minimise the risks within their control.

Please contact our sales office for more information and advice.



Normal direction of travel - ascending and descending


### Test Method

The independent test method used is the Pendulum 4S in conjunction with the guidelines recommended by the UK Slip Resistance Group. UK Slip Resistance Group classified the degree of slip resistance as shown in the table opposite:

Classification	*PTV
High Slip Potential	0 - 24
Moderate Slip Potential	25 - 35
Low Slip Potential	36 +


\*Pendulum Test Value

#### Castellated PVC Infill - Standard Supply




SRV	PTV Dry 85	PTV Wet 76
-----	------------	------------

#### Smooth Textured PVC Infill




SRV	PTV Dry 65	PTV Wet 56
-----	------------	------------

#### ATI 49.5 & BTI 49.5 Tread Inserts




SRV	PTV Dry 82	PTV Wet 54
-----	------------	------------

#### Olympic Carborundum




SRV	PTV Dry 92	PTV Wet 86
-----	------------	------------

#### Ribbed Treads - Brass & Aluminium



SRV	PTV Dry 73	PTV Wet 45
-----	------------	------------

#### Castellated Treads - Aluminium



SRV	PTV Dry 82	PTV Wet 54
-----	------------	------------



Colours and finishes shown for guidance only. Please request sample for accurate referencing.



## Fabrication & Special Services


### Modification Of Standard Profiles

From our extensive range of stair nosings it is often possible to modify an existing standard section to better suit the customers ideal profile.

This modification of a profile can be a cost effective and speedier alternative to the production of a specialist extrusion die and minimum quantity order levels.

The modification of a stair nosing profile means machining off a portion of the standard section to dimensions supplied by the customer.


Typical examples of modifications to a standard extrusion (profile shown is AN6):




standard profile



riser reduced



riser removed



tread reduced

All modifications to the profile are made to customer agreed dimensional drawings. Upon enquiry, C.A.T. will produce a 'Proposal For Supply' drawing to illustrate what is understood to be the customer's requirement. Once confirmed as correct by receipt of an official order, the illustration is issued to our fabrication department for the manufacturing process to begin.

**Whatever the fabrication or modification, please check with the C.A.T. sales department or technical representative to determine that the chosen profile is suitable for the purpose.**



## Special Finishes On Stair Nosings

### Examples



A selection of C.A.T. stair nosing products are available with special finishes.

For information on the availability of these or any a finish on a particular product please refer the relevant product page in this catalogue. Should you require further assistance, please contact the C.A.T. sales office.

Finishes depicted are representative only and are subject to print interpretation. For accurate referencing, please request a sample from the C.A.T. sales office.

### Brass Finishes - Stair Nosings & BTI49.5 Insert

Antique Brass and Antique Bronze finishes are a chemically applied process to Brass products and are hand finished with a variance from batch to batch. Antique finishes are not foot traffic resistant and are designed to create an aged, unpolished effect.




### Aluminium Finishes - Stair Nosings & ATI49.5 Insert




### DESIGNER HOME COLLECTION

finishes available on AN20/3 and AN21/5.5.



### Stainless Steel Finishes





# Aluminium Stair Nosings Quick Reference Guides



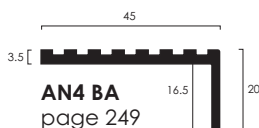
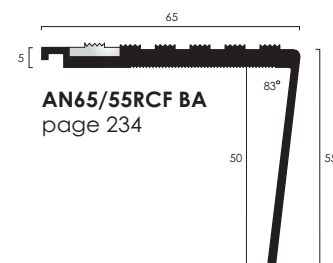
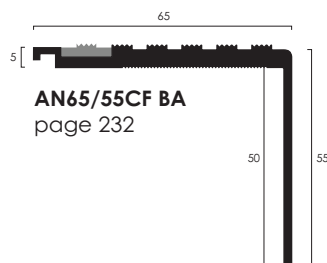

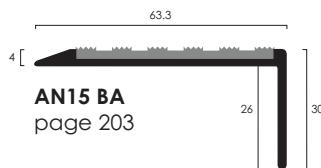
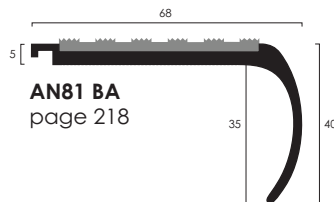
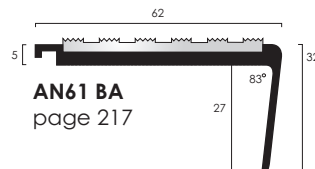
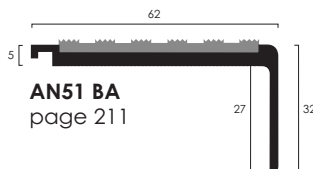
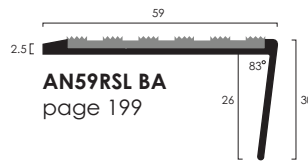
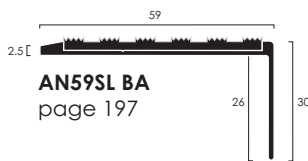
## Quick Reference Guide

### Black Anodised aluminium stair nosings

Anodising aluminium hardens the surface, making it more scratch resistant than a painted finish. However, heavy foot traffic and careless goods handling can wear through the surface and reveal the natural aluminium colour beneath.

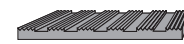
Black anodised nosings with metal treads and inserts are suited to stairs with low to medium traffic volumes. For more heavily trafficked stairs use nosings with castellated PVC infill for a longer lasting black finish.

Finishes depicted in this catalogue are representative only and are subject to print interpretation. For accurate referencing, please request a sample from the C.A.T. sales office.



#### Infill Options:

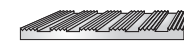
For Interior Applications:



Castellated PVC

SRV: PTV Dry 85  
PTV Wet 76

Colours:	LRV:
Black	4.25
Granite	7.02
Peat	5.88
Spruce	6.38
Claret	5.83
White	84.22
Regency	5.16
Rustic	5.52
Jade	7.33
Porth Stone	52.91
Light Grey	12.33
Mid Blue	6.53
Fawn	11.27
Yellow	54.91
Polar Grey	42.53
Flint	11.27
Nimbus	4.77
Ivory	37.42
Poppy	10.01



ATI 49.5 Castellated Aluminium Tread Insert

SRV: PTV Dry 82  
PTV Wet 54

Finishes:	LRV:
Mill	71.65
Satin	65.40
Polished	75.55
Black Anodised	4.80



ATI 12.5 Castellated Aluminium Tread Insert

SRV: PTV Dry 82  
PTV Wet 54

Finishes:	LRV:
Mill	71.65
Satin	65.40
Polished	75.55

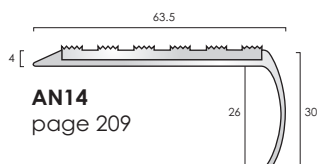
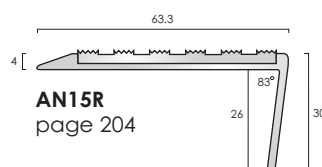
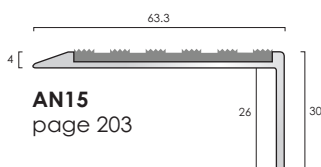
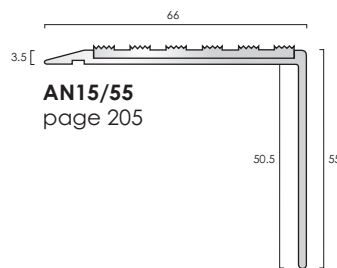
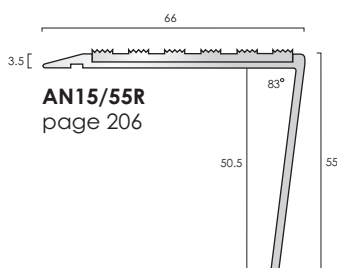
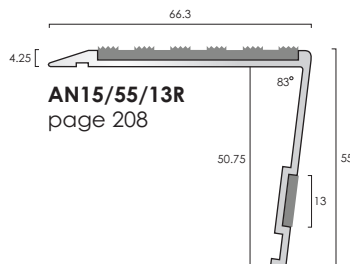
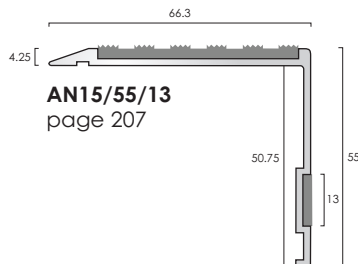
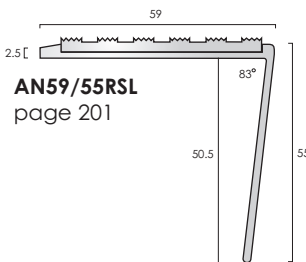
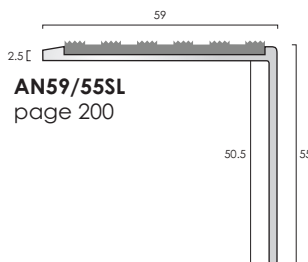
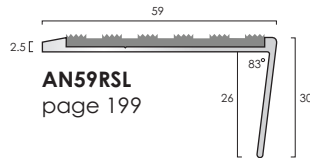
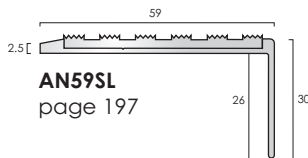
Profiles shown approximately 1:2 scale. Infill colours and finishes are for representation only.



## Quick Reference Guide Aluminium Stair Nosings With Inserts


### 2.5mm gauge and ramp tread profiles

Typically installed where the stairs have no surface floor covering or with resilient floor coverings such as Bolon.  
Also popular with Amtico/Karndean and rubber floor coverings from Nora.



### Infill Options:

For Interior Applications:



Castellated PVC

SRV: PTV Dry 85  
PTV Wet 76

Colours:	LRV:
Black	4.25
Granite	7.02
Peat	5.88
Spruce	6.38
Claret	5.83
White	84.22
Regency	5.16
Rustic	5.52
Jade	7.33
Porth Stone	52.91
Light Grey	12.33
Mid Blue	6.53
Fawn	11.27
Yellow	54.91
Polar Grey	42.53
Flint	11.27
Nimbus	4.77
Ivory	37.42
Poppy	10.01



ATI 49.5 Castellated Aluminium Tread Insert

SRV: PTV Dry 82  
PTV Wet 54

Finishes:	LRV:
Mill	71.65
Satin	65.40
Polished	75.55
Black Anodised*	4.80

\*ATI49.5 only

For Interior & Exterior Applications:



Olympic Grip

SRV: Dry 102 TRL  
Wet 71 TRL

Finishes:	LRV:
Black	4.85



Carborundum

SRV: PTV Dry 92  
PTV Wet 96

Finishes:	LRV:
Black	4.76
Yellow	47.07
White	58.45

Profiles shown approximately 1:2 scale. Infill colours and finishes are for representation only.


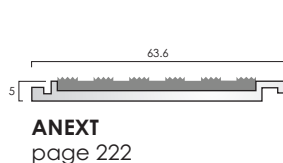
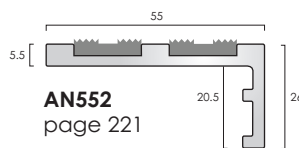
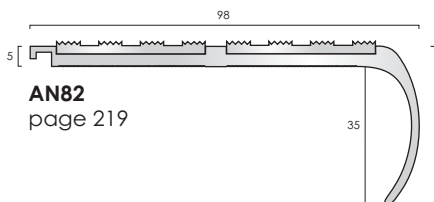
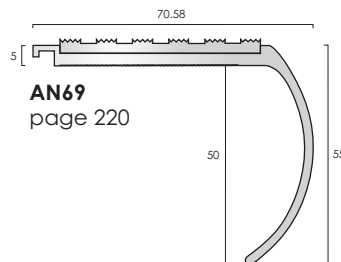
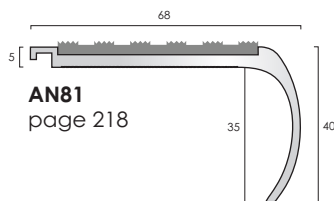
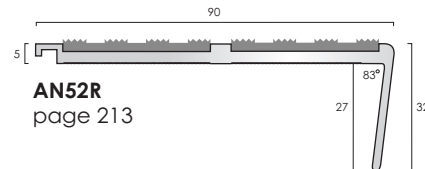
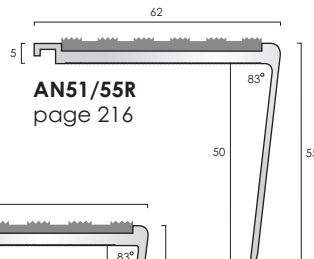
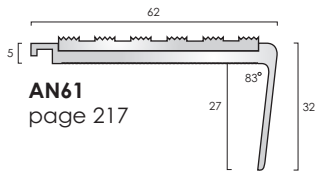
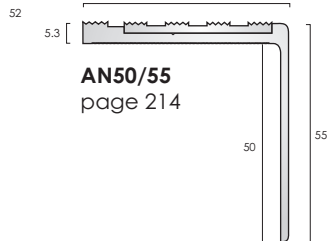
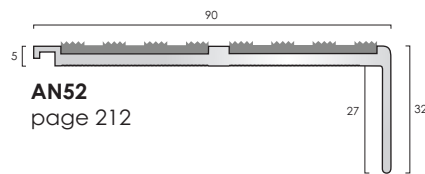
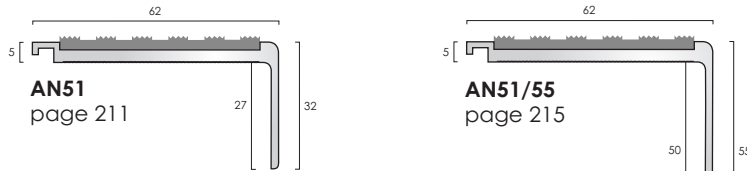


## Quick Reference Guide

### Aluminium Stair Nosings With Inserts


#### 5mm gauge profiles

Commonly used with carpet, carpet tiles and resilient floor coverings. For Broadloom installations, we recommend our ANE Nap Detail. The ANRE25 Ramp Detail can change any of these nosings for use with resilient floor coverings.



#### Infill Options:

For Interior Applications:



Castellated PVC

SRV: PTV Dry 85  
PTV Wet 76

Colours:	LRV:
Black	4.25
Granite	7.02
Peat	5.88
Spruce	6.38
Claret	5.83
White	84.22
Regency	5.16
Rustic	5.52
Jade	7.33
Porth Stone	52.91
Light Grey	12.33
Mid Blue	6.53
Fawn	11.27
Yellow	54.91
Polar Grey	42.53
Flint	11.27
Nimbus	4.77
Ivory	37.42
Poppy	10.01



ATI 49.5 Castellated Aluminium Tread Insert

SRV: PTV Dry 82  
PTV Wet 54

Finishes:	LRV:
Mill	71.65
Satin	65.40
Polished	75.55
Black Anodised*	4.80

\*ATI49.5 only

For Interior & Exterior Applications:



Olympic Grip

SRV: Dry 102 TRL  
Wet 71 TRL

Colour:	LRV:
Black	4.85



Carborundum

SRV: PTV Dry 92  
PTV Wet 96

Finishes:	LRV:
Black	4.76
Yellow	47.07
White	58.45

Profiles shown approximately 1:2 scale. Infill colours and finishes are for representation only.

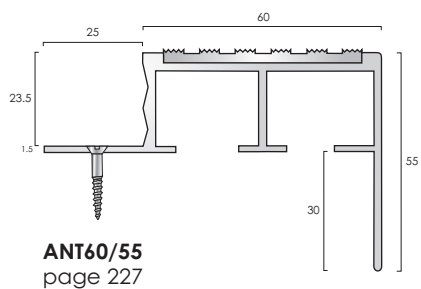
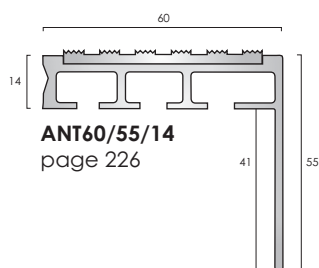
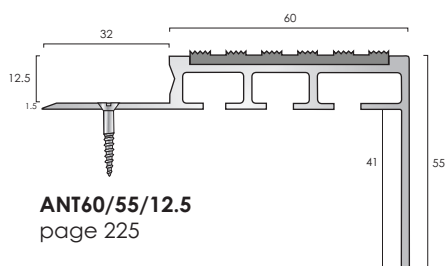




## Quick Reference Guide

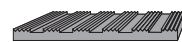
### Aluminium Stair Nosings For Ceramics

Typically installed with tiles, ceramics and timber or any other heavy duty floor covering.



#### Infill Options:


For Interior Applications:



Castellated PVC

SRV: PTV Dry 85  
PTV Wet 76

Colours:		LRV:
Black		4.25
Granite		7.02
Peat		5.88
Spruce		6.38
Claret		5.83
White		84.22
Regency		5.16
Rustic		5.52
Jade		7.33
Porth Stone		52.91
Light Grey		12.33
Mid Blue		6.53
Fawn		11.27
Yellow		54.91
Polar Grey		42.53
Flint		11.27
Nimbus		4.77
Ivory		37.42
Poppy		10.01




ATI 49.5 Castellated Aluminium Tread Insert

SRV: PTV Dry 82  
PTV Wet 54

Finishes:		LRV:
Mill		71.65
Satin		65.40
Polished		75.55
Black Anodised*		4.80

\*ATI49.5 only


For Interior & Exterior Applications:



Olympic Grip

SRV: Dry 102 TRL  
Wet 71 TRL

Colour:		LRV:
Black		4.85



Carborundum

SRV: PTV Dry 92  
PTV Wet 96

Colours:		LRV:
Black		4.76
Yellow		47.07
White		58.45

Profiles shown approximately 1:2 scale. Infill colours and finishes are for representation only.



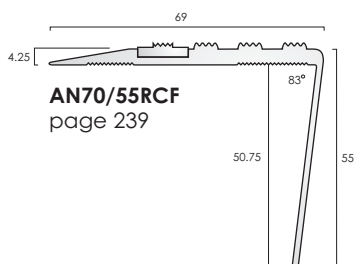
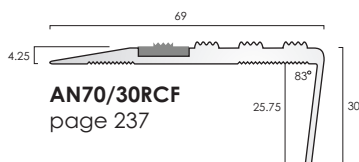
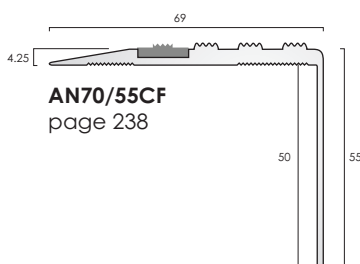
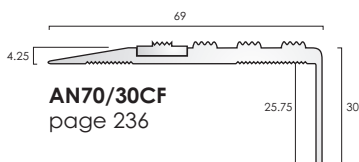
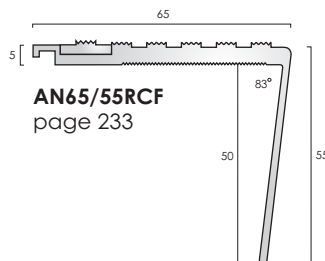
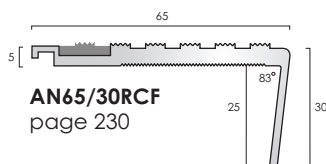
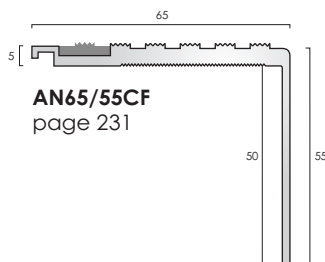
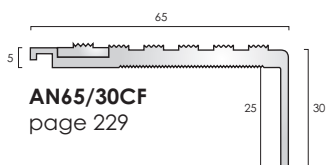
## Quick Reference Guide

### Aluminium Stair Nosings With Concealed Fixings

#### 5mm gauge and ramp tread profiles

Suitable for installations with carpet or resilient flooring such as Amtico/Karndean. For Broadloom installations, we would recommend our ANE Nap Detail.

Ramp tread profiles are suitable for use with resilient flooring or where the surface of the stairs have no floor covering.



#### Infill Options:

For Interior Applications:



Castellated PVC

SRV: PTV Dry 85  
PTV Wet 76

Colours:	LRV:
Black	4.25
Polar Grey	42.53
Light Grey	12.33
Yellow	54.91

other colours available subject to order quantity



ATI12.5 Castellated Aluminium Tread Insert

SRV: PTV Dry 82  
PTV Wet 54

Finishes:	LRV:
Mill	71.65
Satin	65.40
Polished	75.55

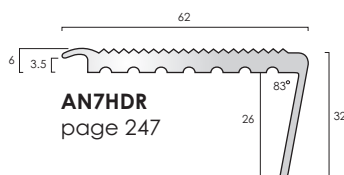
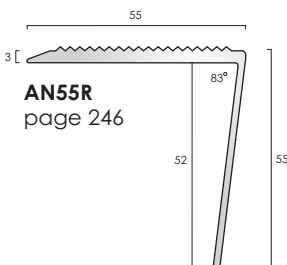
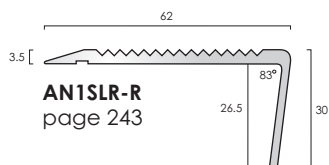
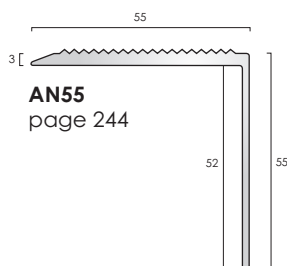
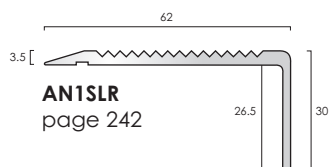


## Quick Reference Guide

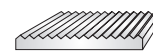
### Aluminium Stair Nosings With Ribbed Treads

3mm, 3.5mm and 6mm gauge profiles

Typically installed with resilient floor coverings or with timber



#### Finishes Available:



Ribbed Tread

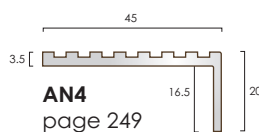
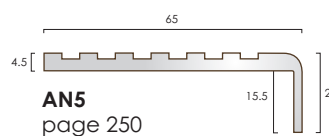
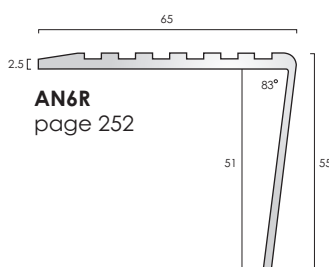
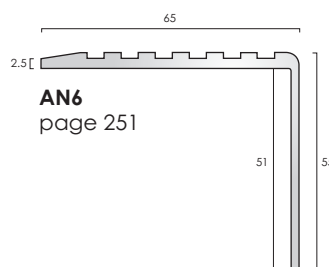
SRV: PTV Dry 73  
PTV Wet 45

Finishes:	LRV:
Mill	71.65
Satin	65.40
Polished	75.55

### Aluminium Stair Nosings With Castellated Treads

2.5mm, 3.5mm and 4.5mm gauge profiles

Typically installed butted to LVT and resilient floor coverings



#### Finishes Available:



Castellated Tread

SRV: PTV Dry 82  
PTV Wet 54

Finishes:	LRV:
Mill	71.65
Satin	65.40
Polished	75.55
Black Anodised*	4.80

\*AN4 only

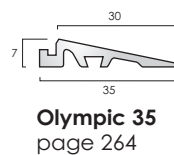
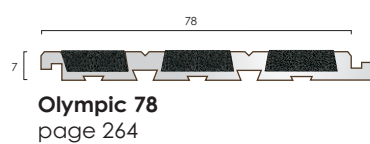
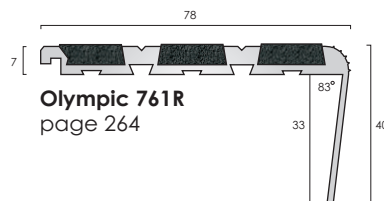
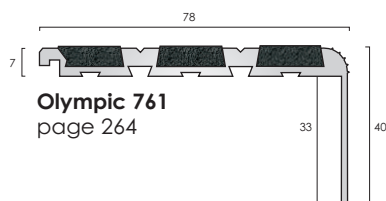
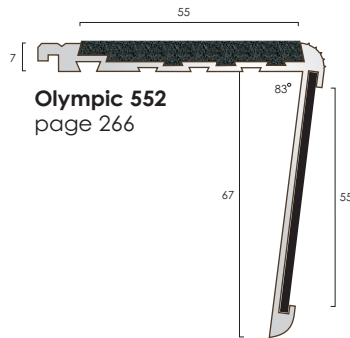

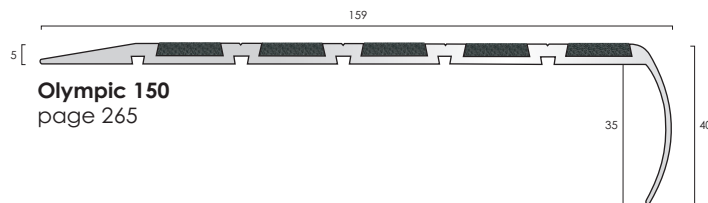
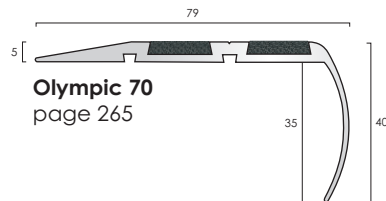
Profiles shown approximately 1:2 scale. Finishes shown for representation only.



## Quick Reference Guide Olympic Heavy Duty Aluminium Stair Nosings

### 5mm and 7mm gauge profiles

Commonly used externally with the Carborundum insert. 7mm gauge can be set into substrate or fitted against floor finishes. Ramp tread profiles can be surface mounted.



### Infill Options:



SRV: PTV Dry 92  
PTV Wet 96

Colours:	LRV:
Black	4.76
Yellow	47.07
White	58.45

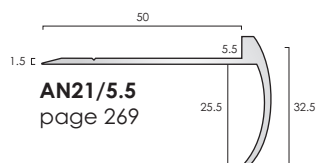
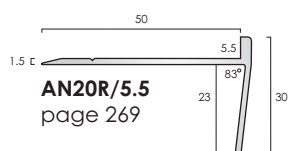
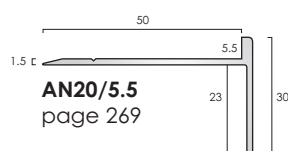
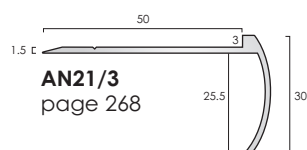
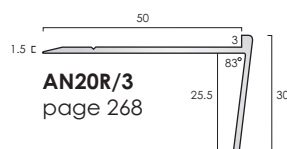
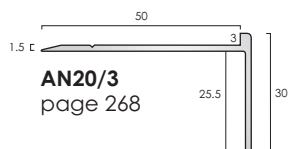
Profiles shown approximately 1:2 scale. Infill colours and finishes are for representation only.





## Quick Reference Guide Aluminium LVT Stair Edge Profiles

Commonly used with popular LVT ranges such as Amtico or Karndean within a domestic installation.



### Finishes Available:

AN20/3, AN20R/3, AN21/3:	LRV:
Brushed Stainless	41.45
Bright	81.95
Light Bronze	27.25
Bronze	10.10
Pewter	10.75
Onyx	5.20
Designer Satin	65.30
Mill	71.65

AN20/5.5, AN20R/5.5, AN21/5.5:	LRV:
Mill	71.65
Satin	65.40
Polished	75.55



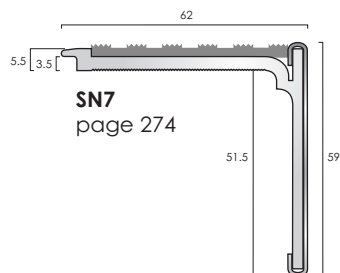
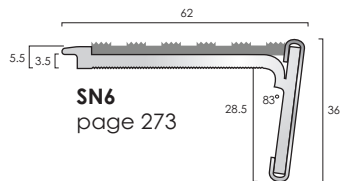
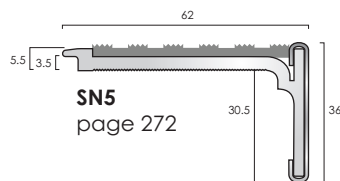
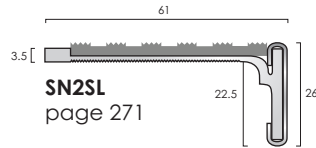
Profiles shown approximately 1:2 scale. Finishes shown for representation only.



## Quick Reference Guide


### Aluminium Stair Nosings With Stainless Steel Covers With Inserts

Aluminium tread inserts not available in profiles with a stainless steel cover.



#### Infill Options:

For Interior Applications:



Castellated PVC

SRV: PTV Dry 85  
PTV Wet 76

Colours:		LRV:
Black		4.25
Granite		7.02
Peat		5.88
Spruce		6.38
Claret		5.83
White		84.22
Regency		5.16
Rustic		5.52
Jade		7.33
Porth Stone		52.91
Light Grey		12.33
Mid Blue		6.53
Fawn		11.27
Yellow		54.91
Polar Grey		42.53
Flint		11.27
Nimbus		4.77
Ivory		37.42
Poppy		10.01

For Interior & Exterior Applications:



Olympic Grip

SRV: Dry 102 TRL  
Wet 71 TRL

		LRV:
Black		4.85



Carborundum

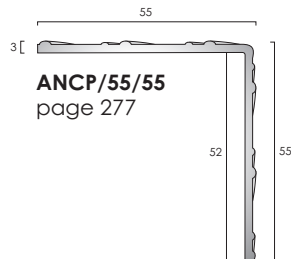
SRV: PTV Dry 92  
PTV Wet 96

		LRV:
Black		4.76
Yellow		47.07
White		58.45



## Quick Reference Guide Aluminium Chequer Plate Stair Nosings

Commonly used directly onto painted concrete stairs. Can be routed into timber or used to abut to resilient floor coverings.



### Finish Available:




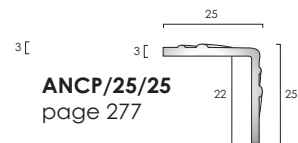
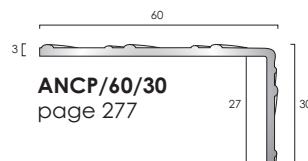
Chequer Plate

LRV:

Mill



71.65



Profiles shown approximately 1:2 scale. Finishes shown for representation only.



# Aluminium Stair Nosings & Edgings







### EXAMPLE COMBINATIONS OF ALUMINIUM STAIR NOSINGS WITH ATI49.5 TREAD INSERT

ATI49.5 tread inserts increase the freedom of design when specifying contrasting finishes to the main nosing profile and are compatible with C.A.T. aluminium stair nosings that have a 50mm tread infill pocket



Stair Nosing Profile AN51 - Black Anodised  
Tread Insert ATI 49.5 - Satin Aluminium



Stair Nosing Profile AN51 - Satin Aluminium  
Tread Insert ATI 49.5 - Satin Aluminium



Stair Nosing Profile AN15 - Satin Aluminium  
Tread Insert ATI 49.5 - Polished Aluminium



Stair Nosing Profile AN51 - Mill Aluminium  
Tread Insert ATI 49.5 - Satin Aluminium



Stair Nosing Profile AN81 - Polished Aluminium  
Tread Insert ATI 49.5 - Black Anodised




Stair Nosing Profile AN14 - Satin Aluminium  
Tread Insert ATI 49.5 - Black Anodised


Illustrations and finishes shown for representation only.



## Aluminium Stair Nosings With Castellated PVC Infills






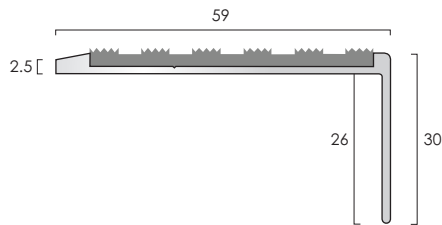


# Aluminium Stair Nosings

## With Inserts 2.5mm Gauge



AN59SL Black Anodised

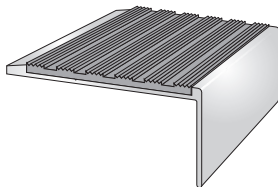


## AN59SL

AN59SL aluminium stair nosing is available with a range of infill options, please see below

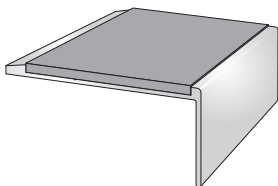
**Typical Installation:** To butt up to laminates, LVT, vinyl, lino.

Stringer trims also available to suit.




Product Code: **AN59SL PVC Castellated** ● ● ● ● ●  
Supplied with a castellated pvc infill available in a range of colours

Finishes Available	Maximum Length
Mill Aluminium	3.200m
Satin Aluminium	3.200m
Polished Aluminium	3.200m
<b>Black Anodised</b>	2.700m



Product Code: **AN59SL PVC Smooth Textured** ● ● ● ● ●  
Supplied with a smooth textured pvc infill available in four colour options

Finishes Available	Maximum Length
Mill Aluminium	3.200m
Satin Aluminium	3.200m
Polished Aluminium	3.200m
<b>Black Anodised</b>	2.700m




Product Code: **AN59SL / ATI49.5 Insert** ● ● ●  
Supplied with solid aluminium castellated insert to allow for a fixing free all aluminium installation. Insert finish can be different to stair nosing finish.

**For Black Anodised ATI 49.5 inserts, add £2.51 per metre to prices shown for nosings in Mill, Satin and Polished finishes.**

Finishes Available	Maximum Length
Mill Aluminium	3.200m
Satin Aluminium	3.200m
Polished Aluminium	3.200m

**Black Anodised with:**  
Mill or Satin inserts 2.700m  
Black Anodised inserts 2.700m



Product Code: **AN59SL OLYMPIC GRIP** ● ● ●  
Supplied with a carborundum infill for use in medium traffic areas including external installations

Finishes Available	Maximum Length
Mill Aluminium	3.200m
Satin Aluminium	3.200m
Polished Aluminium	3.200m
<b>Black Anodised</b>	2.700m

### Castellated PVC Infill Colours:

Black	■
Granite	■
Peat	■
Spruce	■
Claret	■
White	■
Regency	■
Rustic	■
Jade	■
Porth Stone	■
Light Grey	■
Mid Blue	■
Fawn	■
Yellow	■
Polar Grey	■
Flint	■
Nimbus	■
Ivory	■
Poppy	■

### ATI49.5 Finishes

Mill	■
Satin	■
Polished	■
Black Anodised	■

### Smooth Textured PVC Infill Colours:


Black	■
Light Grey	■
Polar Grey	■
Porth Stone	■

other colours available subject to quantity

### Olympic Grip Infill Colour:

Black	■
-------	---

### Finishes:



### Drilling Availability:

- Drilled retro fit infill
- Drilled for countersunk screws
- Drilled for concealing plugs
- Undrilled

Screw size 8.  
Fixings not supplied.  
Drilling is available - 5% charge.



**TSO** TO SPECIAL ORDER



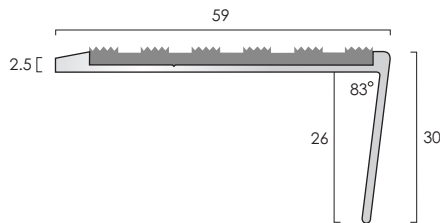


## Aluminium Stair Nosings



AN59/SL with Bolon.



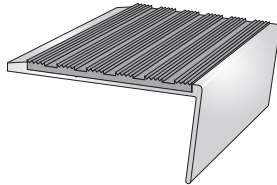


## AN59RSL

AN59RSL aluminium stair nosing is available with a range of infill options, please see below

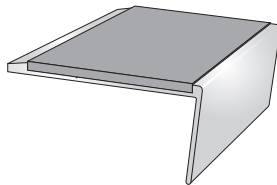
**Typical Installation:** To butt up to laminates, LVT, vinyl, lino.

Stringer trims also available to suit.




Product Code: **AN59RSL PVC Castellated** ● ● ● ●  
Supplied with a castellated pvc infill available in a range of colours

Finishes Available	Maximum Length
Mill Aluminium	3.200m
<b>TSO</b> Satin Aluminium	3.200m
<b>TSO</b> Polished Aluminium	3.200m
<b>Black Anodised</b>	2.700m



Product Code: **AN59RSL PVC Smooth Textured** ● ● ● ●  
Supplied with a smooth textured pvc infill available in four colour options


Finishes Available	Maximum Length
Mill Aluminium	3.200m
<b>TSO</b> Satin Aluminium	3.200m
<b>TSO</b> Polished Aluminium	3.200m
<b>Black Anodised</b>	2.700m



Product Code: **AN59RSL / ATI49.5 Insert** ● ●  
Supplied with solid aluminium castellated insert to allow for a fixing free all aluminium installation. Insert finish can be different to stair nosing finish.

Finishes Available	Maximum Length
Mill Aluminium	3.200m
<b>TSO</b> Satin Aluminium	3.200m
<b>TSO</b> Polished Aluminium	3.200m

**Black Anodised** with:  
Mill or Satin inserts 2.700m  
Black Anodised inserts 2.700m



Product Code: **AN59RSL OLYMPIC GRIP** ● ●  
Supplied with a carborundum infill for use in medium traffic areas including external installations

Finishes Available	Maximum Length	£ p/metre
Mill Aluminium	3.200m	15.73
<b>TSO</b> Satin Aluminium	3.200m	17.37
<b>TSO</b> Polished Aluminium	3.200m	17.92
<b>Black Anodised</b>	2.700m	22.55

### Castellated PVC Infill Colours:

Black	
Granite	
Peat	
Spruce	
Claret	
White	
Regency	
Rustic	
Jade	
Porth Stone	
Light Grey	
Mid Blue	
Fawn	
Yellow	
Polar Grey	
Flint	
Nimbus	
Ivory	
Poppy	

### ATI49.5 Finishes

Mill	
Satin	
Polished	
Black Anodised	

### Smooth Textured PVC Infill Colours:

Black	
Light Grey	
Polar Grey	
Porth Stone	

other colours available subject to quantity

### Olympic Grip Infill Colour:

Black	
-------	--

### Finishes:

Mill Aluminium    Satin Aluminium    Polished Aluminium    Black Anodised



### Drilling Availability:

- Drilled retro fit infill
- Drilled for countersunk screws
- Drilled for concealing plugs
- Undrilled

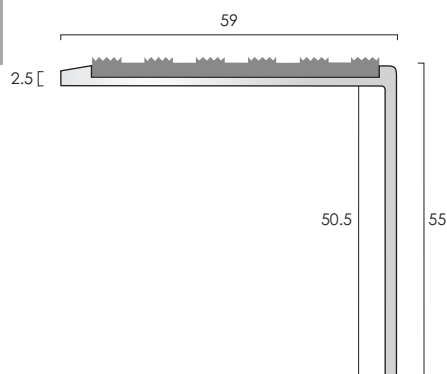
Screw size 8.

Fixings not supplied.

Drilling is available - 5% charge.



**TSO** TO SPECIAL ORDER




## AN59/55SL

AN59/55SL aluminium stair nosing is available with a range of infill options, please see below

**Typical Installation:** To butt up to laminates, LVT, vinyl, lino.

Stringer trims also available to suit.



Product Code: **AN59/55SL PVC Castellated** ● ● ● ●  
Supplied with a castellated pvc infill available in a range of colours

### Finishes Available Maximum Length

	Mill Aluminium	3.200m
TSO	Satin Aluminium	3.200m
TSO	Polished Aluminium	3.200m

### Castellated PVC Infill Colours:

Black	
Granite	
Peat	
Spruce	
Claret	
White	
Regency	
Rustic	
Jade	
Porth Stone	
Light Grey	
Mid Blue	
Fawn	
Yellow	
Polar Grey	
Flint	
Nimbus	
Ivory	
Poppy	

### ATI49.5 Finishes

Mill	
Satin	
Polished	
Black Anodised	

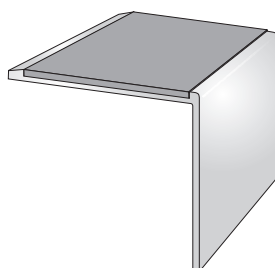
### Smooth Textured PVC Infill Colours:

Black	
Light Grey	
Polar Grey	
Porth Stone	

other colours available subject to quantity

### Olympic Grip Infill Colour:

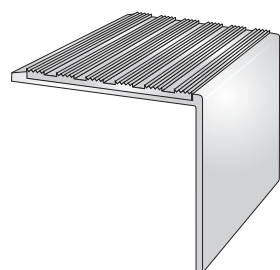
Black	
-------	--



Product Code: **AN59/55SL PVC Smooth Textured** ● ● ● ●  
Supplied with a smooth textured pvc infill available in four colour options

### Finishes Available Maximum Length


	Mill Aluminium	3.200m
TSO	Satin Aluminium	3.200m
TSO	Polished Aluminium	3.200m



Product Code: **AN59/55SL / ATI49.5 Insert** ● ●  
Supplied with solid aluminium castellated insert to allow for a fixing free all aluminium installation. Insert finish can be different to stair nosing finish.

### Finishes Available Maximum Length

	Mill Aluminium	3.200m
TSO	Satin Aluminium	3.200m
TSO	Polished Aluminium	3.200m



Product Code: **AN59/55SL OLYMPIC GRIP** ● ●  
Supplied with a carborundum infill for use in medium traffic areas including external installations

### Finishes Available Maximum Length

	Mill Aluminium	3.200m
TSO	Satin Aluminium	3.200m
TSO	Polished Aluminium	3.200m

### Finishes:

Mill Aluminium



Satin Aluminium



Polished Aluminium



Black Anodised - ATI49.5 Insert only



### Drilling Availability:

- Drilled retro fit infill
- Drilled for countersunk screws
- Drilled for concealing plugs
- Undrilled

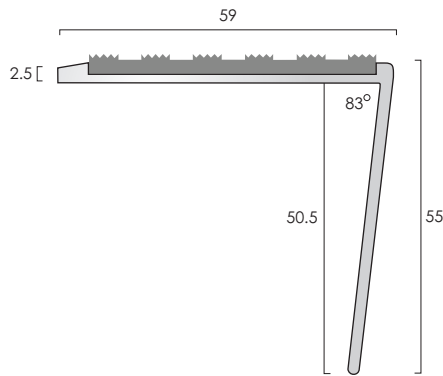
Screw size 8.

Fixings not supplied.

Drilling is available - 5% charge.



TSO TO SPECIAL ORDER

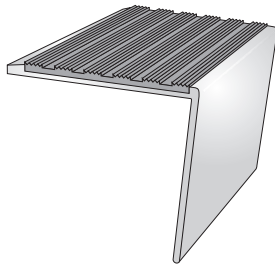


## AN59/55RSL

AN59/55RSL aluminium stair nosing is available with a range of infill options, please see below

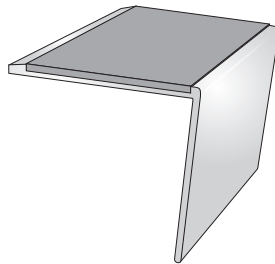
**Typical Installation:** To butt up to laminates, LVT, vinyl, lino.

Stringer trims also available to suit.



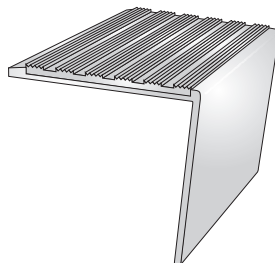
Product Code: **AN59/55RSL PVC Castellated** ● ● ● ●  
Supplied with a castellated pvc infill available in a range of colours

Finishes Available	Maximum Length
Mill Aluminium	3.200m
<b>TSO</b> Satin Aluminium	3.200m
<b>TSO</b> Polished Aluminium	3.200m




Product Code: **AN59/55RSL PVC Smooth Textured** ● ● ● ●  
Supplied with a smooth textured pvc infill available in four colour options

Finishes Available	Maximum Length
Mill Aluminium	3.200m
<b>TSO</b> Satin Aluminium	3.200m
<b>TSO</b> Polished Aluminium	3.200m



Product Code: **AN59/55RSL / ATI49.5 Insert** ● ●  
Supplied with solid aluminium castellated insert to allow for a fixing free all aluminium installation. Insert finish can be different to stair nosing finish.

Finishes Available	Maximum Length
Mill Aluminium	3.200m
<b>TSO</b> Satin Aluminium	3.200m
<b>TSO</b> Polished Aluminium	3.200m



Product Code: **AN59/55RSL OLYMPIC GRIP** ● ●  
Supplied with a carborundum infill for use in medium traffic areas including external installations

Finishes Available	Maximum Length
Mill Aluminium	3.200m
<b>TSO</b> Satin Aluminium	3.200m
<b>TSO</b> Polished Aluminium	3.200m

### Castellated PVC Infill Colours:

Black	
Granite	
Peat	
Spruce	
Claret	
White	
Regency	
Rustic	
Jade	
Porth Stone	
Light Grey	
Mid Blue	
Fawn	
Yellow	
Polar Grey	
Flint	
Nimbus	
Ivory	
Poppy	

### ATI49.5 Finishes

Mill	
Satin	
Polished	
Black Anodised	

### Smooth Textured PVC Infill Colours:

Black	
Light Grey	
Polar Grey	
Porth Stone	
other colours available subject to quantity	

### Olympic Grip Infill Colour:

Black	
-------	--

### Finishes:

Mill Aluminium    Satin Aluminium    Polished Aluminium    Black Anodised - ATI49.5 Insert only



### Drilling Availability:

- Drilled retro fit infill
- Drilled for countersunk screws
- Drilled for concealing plugs
- Undrilled


Screw size 8.

Fixings not supplied.

Drilling is available - 5% charge.




**TSO** TO SPECIAL ORDER



# Aluminium Stair Nosings With Inserts & Ramped Treads



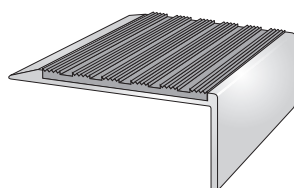


## AN15

AN15 aluminium stair nosing is available with a range of infill options, please see below

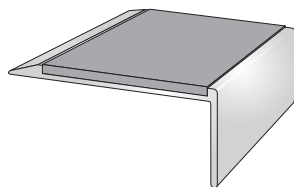
**Typical Installation:** To finish the nose edge of stone and timber stairs and stairs fitted with ceramics or hard flooring, e.g. laminates, LVT, vinyl, lino.

Stringer trims also available to suit.




Product Code: **AN15 PVC Castellated** ● ● ● ●  
Supplied with a castellated pvc infill available in a range of colours

Finishes Available	Maximum Length
Mill Aluminium	3.200m
<b>TSO</b> Satin Aluminium	3.200m
<b>TSO</b> Polished Aluminium	3.200m
<b>Black Anodised</b>	2.700m



Product Code: **AN15 PVC Smooth Textured** ● ● ● ●  
Supplied with a smooth textured pvc infill available in four colour options


Finishes Available	Maximum Length
Mill Aluminium	3.200m
<b>TSO</b> Satin Aluminium	3.200m
<b>TSO</b> Polished Aluminium	3.200m
<b>Black Anodised</b>	2.700m



Product Code: **AN15 / ATI49.5 Insert** ● ●  
Supplied with solid aluminium castellated insert to allow for a fixing free all aluminium installation. Insert finish can be different to stair nosing finish.

Finishes Available	Maximum Length
Mill Aluminium	3.200m
<b>TSO</b> Satin Aluminium	3.200m
<b>TSO</b> Polished Aluminium	3.200m

**Black Anodised with:**  
Mill or Satin inserts 2.700m  
Black Anodised inserts 2.700m



Product Code: **AN15 OLYMPIC GRIP** ● ● ●  
Supplied with a carborundum infill for use in medium traffic areas including external installations

Finishes Available	Maximum Length
Mill Aluminium	3.200m
<b>TSO</b> Satin Aluminium	3.200m
<b>TSO</b> Polished Aluminium	3.200m
<b>Black Anodised</b>	2.700m

### Castellated PVC Infill Colours:

Black	■
Granite	■
Peat	■
Spruce	■
Claret	■
White	■
Regency	■
Rustic	■
Jade	■
Porth Stone	■
Light Grey	■
Mid Blue	■
Fawn	■
Yellow	■
Polar Grey	■
Flint	■
Nimbus	■
Ivory	■
Poppy	■

### ATI49.5 Finishes

Mill	■
Satin	■
Polished	■
Black Anodised	■

### Smooth Textured PVC Infill Colours:

Black	■
Light Grey	■
Polar Grey	■
Porth Stone	■

other colours available subject to quantity

### Olympic Grip Infill Colour:

Black	■
-------	---

### Finishes:

Mill Aluminium

Satin Aluminium

Polished Aluminium

Black Anodised



### Drilling Availability:

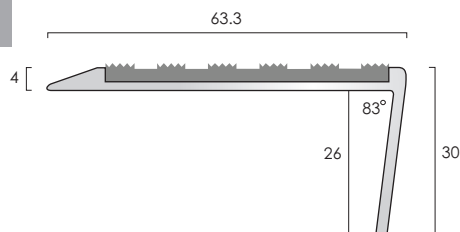
- Drilled retro fit infill
- Drilled for countersunk screws
- Drilled for concealing plugs
- Undrilled

Screw size 8.  
Fixings not supplied.  
Drilling is available - 5% charge.



**TSO** TO SPECIAL ORDER



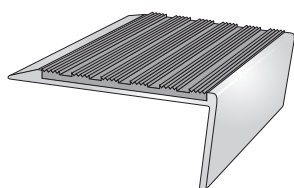


## AN15R

AN15R aluminium stair nosing is available with a range of infill options, please see below

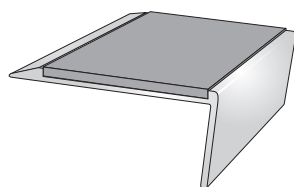
**Typical Installation:** To finish the nose edge of stone and timber stairs and stairs fitted with ceramics or hard flooring, e.g. laminates, LVT, vinyl, lino.

Stringer trims also available to suit.




Product Code: **AN15R PVC Castellated** ● ● ● ●  
Supplied with a castellated pvc infill available in a range of colours

Finishes Available	Maximum Length
Mill Aluminium	2.500m
Satin Aluminium	2.500m
Polished Aluminium	2.500m
<b>Black Anodised</b>	2.500m



Product Code: **AN15R PVC Smooth Textured** ● ● ● ●  
Supplied with a smooth textured pvc infill available in four colour options


Finishes Available	Maximum Length
Mill Aluminium	2.500m
Satin Aluminium	2.500m
Polished Aluminium	2.500m
<b>Black Anodised</b>	2.500m



Product Code: **AN15R / ATI49.5 Insert** ● ●  
Supplied with solid aluminium castellated insert to allow for a fixing free all aluminium installation. Insert finish can be different to stair nosing finish.

Finishes Available	Maximum Length
Mill Aluminium	2.500m
Satin Aluminium	2.500m
Polished Aluminium	2.500m

**Black Anodised with:**  
Mill or Satin inserts 2.500m  
Black Anodised inserts 2.500m



Product Code: **AN15R OLYMPIC GRIP** ● ●  
Supplied with a carborundum infill for use in medium traffic areas including external installations

Finishes Available	Maximum Length
Mill Aluminium	2.500m
Satin Aluminium	2.500m
Polished Aluminium	2.500m
<b>Black Anodised</b>	2.500m

### Castellated PVC Infill Colours:

Black	
Granite	
Peat	
Spruce	
Claret	
White	
Regency	
Rustic	
Jade	
Porth Stone	
Light Grey	
Mid Blue	
Fawn	
Yellow	
Polar Grey	
Flint	
Nimbus	
Ivory	
Poppy	

### ATI49.5 Finishes

Mill	
Satin	
Polished	
Black Anodised	

### Smooth Textured PVC Infill Colours:

Black	
Light Grey	
Polar Grey	
Porth Stone	

other colours available subject to quantity

### Olympic Grip Infill Colour:

Black	
-------	--

### Finishes:



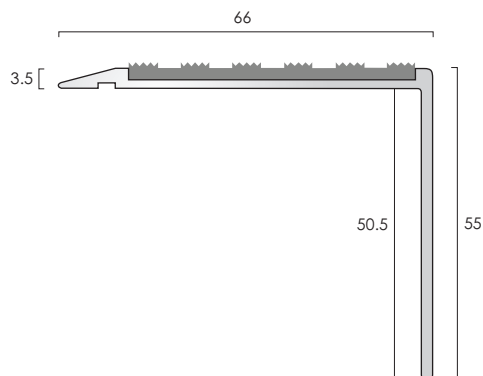
### Drilling Availability:

- Drilled retro fit infill
- Drilled for countersunk screws
- Drilled for concealing plugs
- Undrilled

Screw size 8.  
Fixings not supplied.  
Drilling is available - 5% charge.



TO SPECIAL ORDER

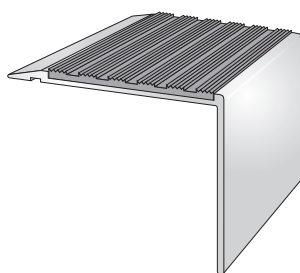


## AN15/55

AN15/55 aluminium stair nosing is available with a range of infill options, please see below

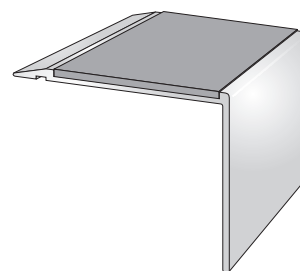
**Typical Installation:** To finish the nose edge of stone and timber stairs and stairs fitted with ceramics or hard flooring, e.g. laminates, LVT, vinyl, lino.

Stringer trims also available to suit.



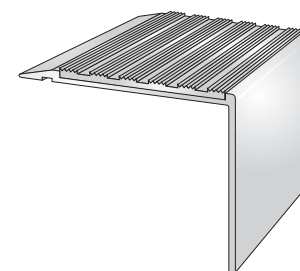
Product Code: **AN15/55 PVC Castellated** ● ● ● ●  
Supplied with a castellated pvc infill available in a range of colours

Finishes Available	Maximum Length
Mill Aluminium	3.200m
<b>TSO</b> Satin Aluminium	3.200m
<b>TSO</b> Polished Aluminium	3.200m




Product Code: **AN15/55 PVC Smooth Textured** ● ● ● ●  
Supplied with a smooth textured pvc infill available in four colour options

Finishes Available	Maximum Length
Mill Aluminium	3.200m
<b>TSO</b> Satin Aluminium	3.200m
<b>TSO</b> Polished Aluminium	3.200m



Product Code: **AN15/55 / ATI49.5 Insert** ● ●  
Supplied with solid aluminium castellated insert to allow for a fixing free all aluminium installation. Insert finish can be different to stair nosing finish.

Finishes Available	Maximum Length
Mill Aluminium	3.200m
<b>TSO</b> Satin Aluminium	3.200m
<b>TSO</b> Polished Aluminium	3.200m



Product Code: **AN15/55 OLYMPIC GRIP** ● ●  
Supplied with a carborundum infill for use in medium traffic areas including external installations

Finishes Available	Maximum Length
Mill Aluminium	3.200m
<b>TSO</b> Satin Aluminium	3.200m
<b>TSO</b> Polished Aluminium	3.200m

### Castellated PVC Infill Colours:

Black	■
Granite	■
Peat	■
Spruce	■
Claret	■
White	■
Regency	■
Rustic	■
Jade	■
Porth Stone	■
Light Grey	■
Mid Blue	■
Fawn	■
Yellow	■
Polar Grey	■
Flint	■
Nimbus	■
Ivory	■
Poppy	■

### ATI49.5 Finishes

Mill	■
Satin	■
Polished	■
Black Anodised	■

### Smooth Textured PVC Infill Colours:

Black	■
Light Grey	■
Polar Grey	■
Porth Stone	■

other colours available subject to quantity

### Olympic Grip Infill Colour:

Black	■
-------	---

This profile is also available with Olympic heavy duty carborundum infill to special order. See page 262.


Finishes:

Mill Aluminium

Satin Aluminium

Polished Aluminium

Black Anodised - ATI49.5 only



Drilling Availability:

- Drilled retro fit infill
- Drilled for countersunk screws
- Drilled for concealing plugs
- Undrilled

Screw size 8.

Fixings not supplied.

Drilling is available - 5% charge.

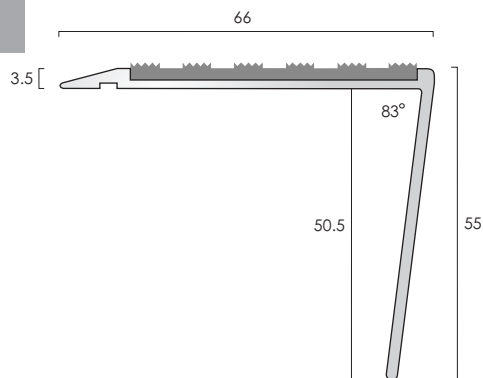


**TSO** TO SPECIAL ORDER

T: +44 (0) 1582 561500

e:sales@cat-accs.com

www.thecatweb.com

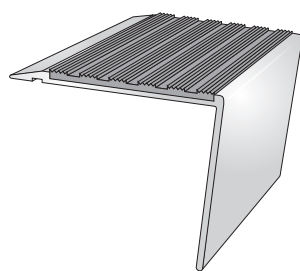


## AN15/55R

AN15/55R aluminium stair nosing is available with a range of infill options, please see below

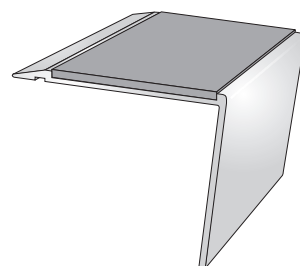
**Typical Installation:** To finish the nose edge of stone and timber stairs and stairs fitted with ceramics or hard flooring, e.g. laminates, LVT, vinyl, lino.

Stringer trims also available to suit.



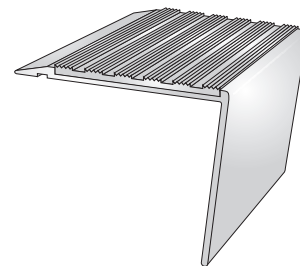
Product Code: **AN15/55R PVC Castellated** ● ● ● ●  
Supplied with a castellated pvc infill available in a range of colours

Finishes Available	Maximum Length
Mill Aluminium	2.500m
<b>TSO</b> Satin Aluminium	2.500m




Product Code: **AN15/55R PVC Smooth Textured** ● ● ● ●  
Supplied with a smooth textured pvc infill available in four colour options

Finishes Available	Maximum Length
Mill Aluminium	2.500m
<b>TSO</b> Satin Aluminium	2.500m



Product Code: **AN15/55R / ATI49.5 Insert** ● ●  
Supplied with solid aluminium castellated insert to allow for a fixing free all aluminium installation. Insert finish can be different to stair nosing finish.

Finishes Available	Maximum Length
Mill Aluminium	2.500m
<b>TSO</b> Satin Aluminium	2.500m



Product Code: **AN15/55R OLYMPIC GRIP** ● ●  
Supplied with a carborundum infill for use in medium traffic areas including external installations

Finishes Available	Maximum Length
Mill Aluminium	2.500m
<b>TSO</b> Satin Aluminium	2.500m

### Castellated PVC Infill Colours:

Black	
Granite	
Peat	
Spruce	
Claret	
White	
Regency	
Rustic	
Jade	
Porth Stone	
Light Grey	
Mid Blue	
Fawn	
Yellow	
Polar Grey	
Flint	
Nimbus	
Ivory	
Poppy	

### ATI49.5 Finishes

Mill	
Satin	
Polished	
Black Anodised	

### Smooth Textured PVC Infill Colours:

Black	
Light Grey	
Polar Grey	
Porth Stone	

other colours available subject to quantity

### Olympic Grip Infill Colour:

Black	
-------	--

This profile is also available with Olympic heavy duty carborundum infill to special order. See page 262.



#### Finishes:

Mill Aluminium

Satin Aluminium

Polished Aluminium

Black Anodised - ATI49.5 Insert only



**TSO** TO SPECIAL ORDER

#### Drilling Availability:

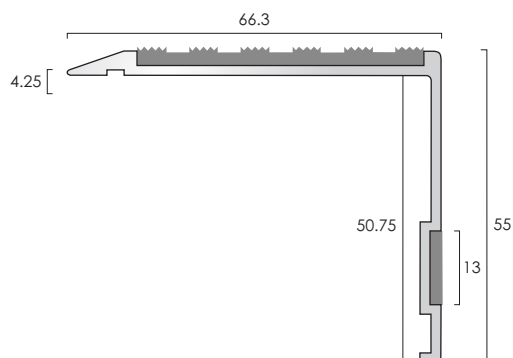
- Drilled retro fit infill
- Drilled for countersunk screws
- Drilled for concealing plugs
- Undrilled

Screw size 8.

Fixings not supplied.

Drilling is available - 5% charge.



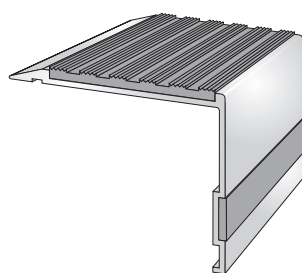


## AN15/55/13 - Riser Highlight Detail

AN15/55/13 aluminium stair nosing is available with a range of infill options, please see below

**Typical Installation:** To finish the nose edge of stone and timber stairs and stairs fitted with ceramics or hard flooring, e.g. laminates, LVT, vinyl, lino.

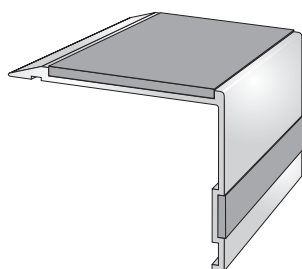
Stringer trims also available to suit.



Product Code: **AN15/55/13 PVC Castellated** ● ● ● ●  
Supplied with a castellated pvc infill available in a range of colours

Finishes Available	Maximum Length
Mill Aluminium	3.200m
Satin Aluminium	3.200m

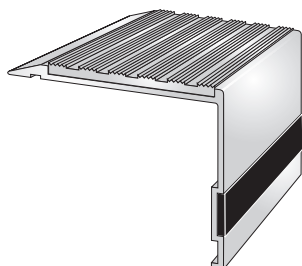
TSO



Product Code: **AN15/55/13 PVC Smooth Textured** ● ● ● ●  
Supplied with a smooth textured pvc infill available in four colour options

Finishes Available	Maximum Length
Mill Aluminium	3.200m
Satin Aluminium	3.200m


TSO



Product Code: **AN15/55/13 / ATI49.5 Insert** ● ●  
Supplied with solid aluminium castellated insert to allow for a fixing free all aluminium installation. Insert finish can be different to stair nosing finish.

Finishes Available	Maximum Length
Mill Aluminium	3.200m
Satin Aluminium	3.200m

TSO



Product Code: **AN15/55/13 OLYMPIC GRIP** ● ●  
Supplied with a carborundum infill on the tread for use in medium traffic areas including external installations

Finishes Available	Maximum Length
Mill Aluminium	3.200m
Satin Aluminium	3.200m

TSO

### Castellated PVC Infill Colours:

Black	
Granite	
Peat	
Spruce	
Claret	
White	
Regency	
Rustic	
Jade	
Porth Stone	
Light Grey	
Mid Blue	
Fawn	
Yellow	
Polar Grey	
Flint	
Nimbus	
Ivory	
Poppy	

### ATI49.5 Finishes

Mill	
Satin	
Polished	
Black Anodised	

### Smooth Textured PVC Infill Colours:

Black	
Light Grey	
Polar Grey	
Porth Stone	

### Smooth Textured PVC Riser Highlight Infill Colours:

Black	
Polar Grey	
Light Grey	
Yellow	

other colours available subject to quantity


### Olympic Grip Infill Colour:

Black	
-------	--



### Finishes:

Mill Aluminium



Satin Aluminium



Black Anodised - ATI49.5 Insert only



### Drilling Availability:

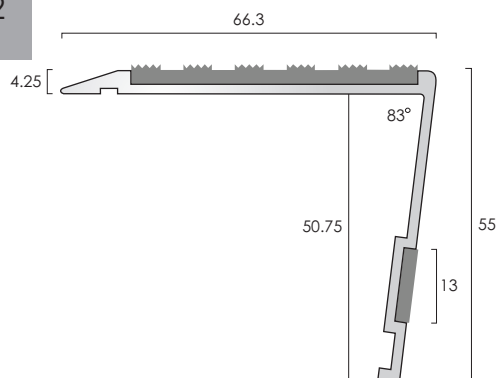
- Drilled retro fit infill
- Drilled for countersunk screws
- Drilled for concealing plugs
- Undrilled

Screw size 8.

Fixings not supplied.

Drilling is available - 5% charge.

TSO TO SPECIAL ORDER

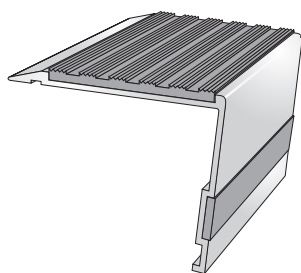


## AN15/55/13R - Riser Highlight Detail

AN15/55/13R aluminium stair nosing is available with a range of infill options, please see below

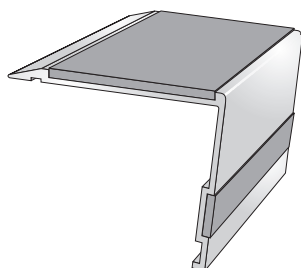
**Typical Installation:** To finish the nose edge of stone and timber stairs and stairs fitted with ceramics or hard flooring, e.g. laminates, LVT, vinyl, lino.

Stringer trims also available to suit.



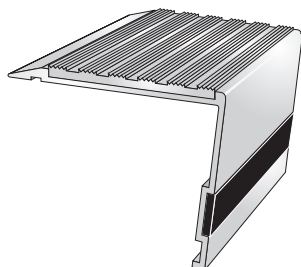
Product Code: **AN15/55/13R PVC Castellated** ● ● ● ●  
Supplied with a castellated pvc infill available in a range of colours

Finishes Available	Maximum Length
Mill Aluminium	2.500m
<b>TSO</b> Satin Aluminium	2.500m




Product Code: **AN15/55/13R PVC Smooth Textured** ● ● ● ●  
Supplied with a smooth textured pvc infill available in four colour options

Finishes Available	Maximum Length
Mill Aluminium	2.500m
<b>TSO</b> Satin Aluminium	2.500m



Product Code: **AN15/55/13R / ATI49.5 Insert** ● ●  
Supplied with solid aluminium castellated insert to allow for a fixing free all aluminium installation. Insert finish can be different to stair nosing finish.

Finishes Available	Maximum Length
Mill Aluminium	2.500m
<b>TSO</b> Satin Aluminium	2.500m




Product Code: **AN15/55/13R OLYMPIC GRIP** ● ●  
Supplied with a carborundum infill on the tread for use in medium traffic areas including external installations

Finishes Available	Maximum Length
Mill Aluminium	2.500m
<b>TSO</b> Satin Aluminium	2.500m

### Finishes:

Mill Aluminium



Satin Aluminium



Black Anodised - ATI49.5 Insert only



### Castellated PVC Infill Colours:

Black	■
Granite	■
Peat	■
Spruce	■
Claret	■
White	■
Regency	■
Rustic	■
Jade	■
Porth Stone	■
Light Grey	■
Mid Blue	■
Fawn	■
Yellow	■
Polar Grey	■
Flint	■
Nimbus	■
Ivory	■
Poppy	■

### ATI49.5 Finishes

Mill	■
Satin	■
Polished	■
Black Anodised	■

### Smooth Textured PVC Infill Colours:

Black	■
Light Grey	■
Polar Grey	■
Porth Stone	■

### Smooth Textured PVC Riser Highlight Infill Colours:

Black	■
Polar Grey	■
Light Grey	■
Yellow	■

other colours available subject to quantity

### Olympic Grip Infill Colour:

Black	■
-------	---

### Drilling Availability:

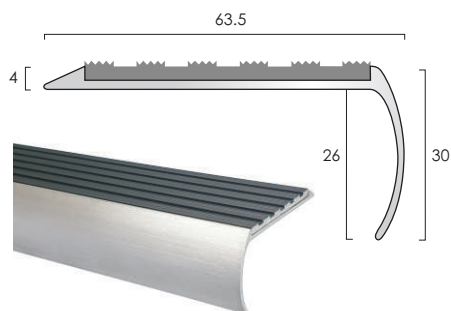
- Drilled retro fit infill
- Drilled for countersunk screws
- Drilled for concealing plugs
- Undrilled

Screw size 8.  
Fixings not supplied.  
Drilling is available - 5% charge.



**TSO** TO SPECIAL ORDER






## AN14

AN14 aluminium stair nosing is available with a range of infill options, please see below

**Typical Installation:** To finish the nose edge of stone and timber stairs and stairs fitted with ceramics or hard flooring, e.g. laminates, LVT, vinyl, lino.

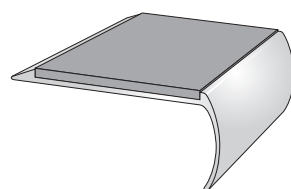


Product Code: **AN14 PVC Castellated** ● ● ● ●  
Supplied with a castellated pvc infill available in a range of colours

Finishes Available	Maximum Length
Mill Aluminium	3.200m
Satin Aluminium	3.200m
Polished Aluminium	3.200m

### Castellated PVC Infill Colours:

Black	
Granite	
Peat	
Spruce	
Claret	
White	
Regency	
Rustic	
Jade	
Porth Stone	
Light Grey	
Mid Blue	
Fawn	
Yellow	
Polar Grey	
Flint	
Nimbus	
Ivory	
Poppy	




Product Code: **AN14 PVC Smooth Textured** ● ● ● ●  
Supplied with a smooth textured pvc infill available in four colour options

Finishes Available	Maximum Length
Mill Aluminium	3.200m
Satin Aluminium	3.200m
Polished Aluminium	3.200m

### ATI49.5 Finishes

Mill	
Satin	
Polished	
Black Anodised	




Product Code: **AN14 / ATI49.5 Insert** ● ●  
Supplied with solid aluminium castellated insert to allow for a fixing free all aluminium installation. Insert finish can be different to stair nosing finish.

Finishes Available	Maximum Length
Mill Aluminium	3.200m
Satin Aluminium	3.200m
Polished Aluminium	3.200m

### Smooth Textured PVC Infill Colours:

Black	
Light Grey	
Polar Grey	
Porth Stone	

other colours available subject to quantity



Product Code: **AN14 OLYMPIC GRIP** ● ●  
Supplied with a carborundum infill for use in medium traffic areas including external installations


Finishes Available	Maximum Length
Mill Aluminium	3.200m
Satin Aluminium	3.200m
Polished Aluminium	3.200m

### Olympic Grip Infill Colour:


Black	
-------	--

### Finishes:

Mill Aluminium



Satin Aluminium



Polished Aluminium



Black Anodised - ATI49.5 Insert only



### Drilling Availability:

- Drilled retro fit infill
- Drilled for countersunk screws
- Drilled for concealing plugs
- Undrilled


Screw size 8.

Fixings not supplied.

Drilling is available - 5% charge.




TO SPECIAL ORDER



# Aluminium Stair Nosing

## With Inserts 5mm Gauge





## AN51

AN51 aluminium stair nosing is available with a range of infill options, please see below.

**Typical Installation:** To butt up to flooring, or installed with ANE aluminium nap lock profile for carpet installations and ANRE25 aluminium ramp profile to finish the nose edge of stone and timber stairs and stairs fitted with ceramics or hard flooring.

Stringer trims also available to suit.

Product Code: **AN51 PVC Castellated** ● ● ● ●  
Supplied with a castellated pvc infill available in a range of colours

Finishes Available	Maximum Length
Mill Aluminium	3.200m
<b>TSO</b> Satin Aluminium	3.200m
<b>TSO</b> Polished Aluminium	3.200m
<b>Black Anodised</b>	2.700m

Product Code: **AN51 PVC Smooth Textured** ● ● ● ●  
Supplied with a smooth textured pvc infill available in four colour options

Finishes Available	Maximum Length
Mill Aluminium	3.200m
<b>TSO</b> Satin Aluminium	3.200m
<b>TSO</b> Polished Aluminium	3.200m
<b>Black Anodised</b>	2.700m

Product Code: **AN51 / ATI49.5 Insert** ● ●  
Supplied with solid aluminium castellated insert to allow for a fixing free all aluminium installation. Insert finish can be different to stair nosing finish.

Finishes Available	Maximum Length
Mill Aluminium	3.200m
<b>TSO</b> Satin Aluminium	3.200m
<b>TSO</b> Polished Aluminium	3.200m

**Black Anodised with:**  
Mill or Satin inserts 2.700m  
Black Anodised inserts 2.700m

Product Code: **AN51 OLYMPIC GRIP** ● ●  
Supplied with a carborundum infill for use in medium traffic areas including external installations

Finishes Available	Maximum Length
Mill Aluminium	3.200m
<b>TSO</b> Satin Aluminium	3.200m
<b>TSO</b> Polished Aluminium	3.200m
<b>Black Anodised</b>	2.700m

### Castellated PVC Infill Colours:

Black	
Granite	
Peat	
Spruce	
Claret	
White	
Regency	
Rustic	
Jade	
Porth Stone	
Light Grey	
Mid Blue	
Fawn	
Yellow	
Polar Grey	
Flint	
Nimbus	
Ivory	
Poppy	

### ATI49.5 Finishes

Mill	
Satin	
Polished	
Black Anodised	

### Smooth Textured PVC Infill Colours:

Black	
Light Grey	
Polar Grey	
Porth Stone	


other colours available subject to quantity

### Olympic Grip Infill Colour:

Black	
-------	--

This profile is also available with Olympic heavy duty carborundum infill to special order. See page 258.

#### Finishes:



**TSO** TO SPECIAL ORDER

#### Drilling Availability:

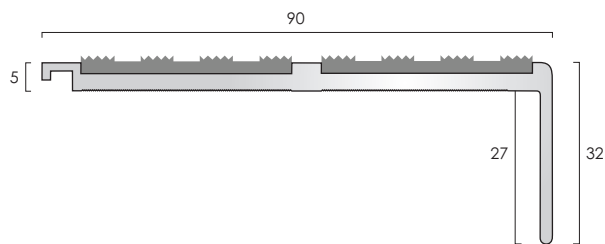
- Drilled retro fit infill
- Drilled for countersunk screws
- Drilled for concealing plugs
- Undrilled

Screw size 8.

Fixings not supplied.

Drilling is available - 5% charge.



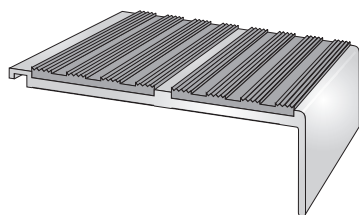


## AN52

AN52 aluminium stair nosing is available with a range of infill options, please see below

**Typical Installation:** To butt up to flooring, or installed with ANE aluminium nap lock profile for carpet installations and ANRE25 aluminium ramp profile to finish the nose edge of stone and timber stairs and stairs fitted with ceramics or hard flooring.

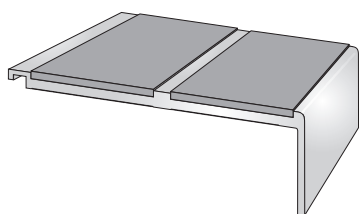
Stringer trims also available to suit.



Product Code: **AN52 PVC Castellated** ● ● ● ●  
Supplied with a castellated pvc infill available in a range of colours

### Finishes Available Maximum Length

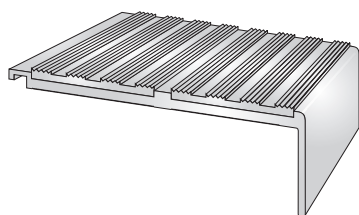
TSO	Mill Aluminium	3.200m
TSO	Satin Aluminium	3.200m
TSO	Polished Aluminium	3.200m



Product Code: **AN52 PVC Smooth Textured** ● ● ● ●  
Supplied with a smooth textured pvc infill available in four colour options

### Finishes Available Maximum Length


TSO	Mill Aluminium	3.200m
TSO	Satin Aluminium	3.200m
TSO	Polished Aluminium	3.200m



Product Code: **AN52 / ATI37.25 Inserts** ● ●  
Supplied with solid aluminium castellated inserts to allow for a fixing free all aluminium installation. Insert finish can be different to stair nosing finish.

### Finishes Available Maximum Length

TSO	Mill Aluminium	3.200m
TSO	Satin Aluminium	3.200m
TSO	Polished Aluminium	3.200m



Product Code: **AN52 OLYMPIC GRIP** ● ●  
Supplied with a carborundum infill for use in medium traffic areas including external installations

### Finishes Available Maximum Length

TSO	Mill Aluminium	3.200m
TSO	Satin Aluminium	3.200m
TSO	Polished Aluminium	3.200m

#### Castellated PVC Infill Colours:

Black	
Granite	
Peat	
Spruce	
Claret	
White	
Regency	
Rustic	
Jade	
Porth Stone	
Light Grey	
Mid Blue	
Fawn	
Yellow	
Polar Grey	
Flint	
Nimbus	
Ivory	
Poppy	

#### ATI37.25 Finishes

Mill	
Satin	
Polished	
Black Anodised	

#### Smooth Textured PVC Infill Colours:

Black	
Light Grey	
Polar Grey	
Porth Stone	

other colours  
available subject  
to quantity

#### Olympic Grip Infill Colour:

Black	
-------	--

This profile is also available with Olympic heavy duty carborundum infill to special order. See page 260.

#### Finishes:

Mill Aluminium

Satin Aluminium

Polished Aluminium



#### Drilling Availability:

- Drilled retro fit infill
  - Drilled for countersunk screws
  - Drilled for concealing plugs
  - Undrilled
- Screw size 8.  
Fixings not supplied.  
Drilling is available - 5% charge.



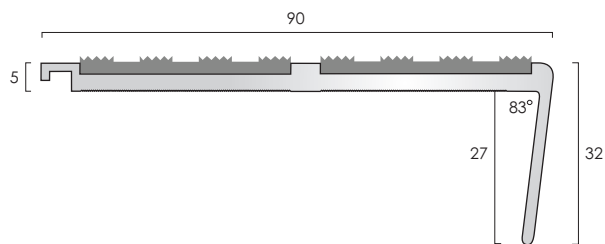
TSO TO SPECIAL ORDER

T: +44 (0)1582 561500

e:sales@cat-accs.com

www.thecatweb.com



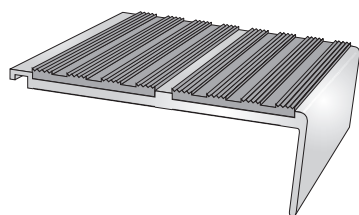


## AN52R

AN52R aluminium stair nosing is available with a range of infill options, please see below

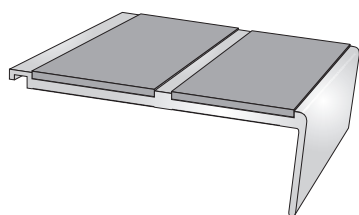
**Typical Installation:** To butt up to flooring, or installed with ANE aluminium nap lock profile for carpet installations and ANRE25 aluminium ramp profile to finish the nose edge of stone and timber stairs and stairs fitted with ceramics or hard flooring.

Stringer trims also available to suit.



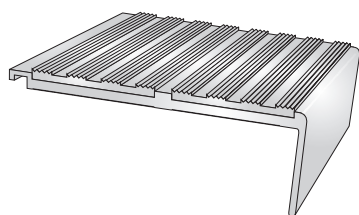
Product Code: **AN52R PVC Castellated** ● ● ● ●  
Supplied with a castellated pvc infill available in a range of colours

Finishes Available	Maximum Length
Mill Aluminium	2.500m
Satin Aluminium	2.500m
Polished Aluminium	2.500m




Product Code: **AN52R PVC Smooth Textured** ● ● ● ●  
Supplied with a smooth textured pvc infill available in four colour options

Finishes Available	Maximum Length
Mill Aluminium	2.500m
Satin Aluminium	2.500m
Polished Aluminium	2.500m



Product Code: **AN52R / ATI37.25 Inserts** ● ●  
Supplied with solid aluminium castellated inserts to allow for a fixing free all aluminium installation. Insert finish can be different to stair nosing finish.

Finishes Available	Maximum Length
Mill Aluminium	2.500m
Satin Aluminium	2.500m
Polished Aluminium	2.500m



Product Code: **AN52R OLYMPIC GRIP** ● ●  
Supplied with a carborundum infill for use in medium traffic areas including external installations

Finishes Available	Maximum Length
Mill Aluminium	2.500m
Satin Aluminium	2.500m
Polished Aluminium	2.500m

### Castellated PVC Infill Colours:

Black	
Granite	
Peat	
Spruce	
Claret	
White	
Regency	
Rustic	
Jade	
Porth Stone	
Light Grey	
Mid Blue	
Fawn	
Yellow	
Polar Grey	
Flint	
Nimbus	
Ivory	
Poppy	

### ATI37.25 Finishes

Mill	
Satin	
Polished	
Black Anodised	

### Smooth Textured PVC Infill Colours:

Black	
Light Grey	
Polar Grey	
Porth Stone	

other colours  
available subject  
to quantity


### Olympic Grip Infill Colour:

Black	
-------	--

This profile is also available with Olympic heavy duty carborundum infill to special order. See page 260.

Finishes:

Mill Aluminium



Satin Aluminium



Polished Aluminium



Drilling Availability:

- Drilled retro fit infill
- Drilled for countersunk screws
- Drilled for concealing plugs
- Undrilled

Screw size 8.

Fixings not supplied.

Drilling is available - 5% charge.



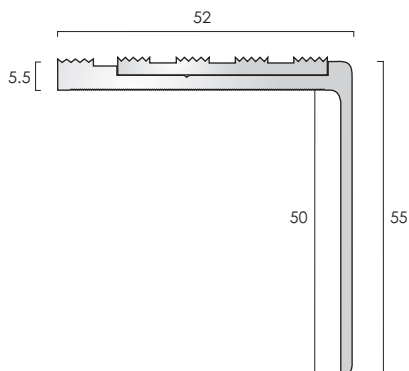
TO SPECIAL ORDER

T: +44 (0)1582 561500

e:sales@cat-accs.com

www.thecatweb.com

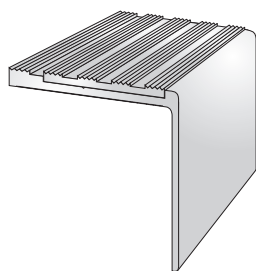





**AN50/55**  subject to order quantity



**Typical Installation:** To butt up to 5.5mm flooring.

Stringer trims also available.



Product Code: **AN50/55 / ATI37.25 Insert**  

Supplied with solid aluminium castellated insert to allow for a fixing free all aluminium installation. Insert finish can be different to stair nosing finish.

Finishes Available		Maximum Length
	Mill Aluminium	3.200m
	Satin Aluminium	3.200m

#### Finishes:





Mill Aluminium



Satin Aluminium



#### Drilling Availability:

-  Drilled retro fit infill
-  Drilled for countersunk screws
-  Drilled for concealing plugs
-  Undrilled

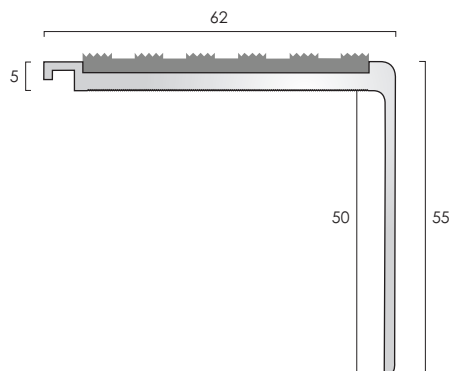
Screw size 8.

Fixings not supplied.

Drilling is available - 5% charge.



 TO SPECIAL ORDER

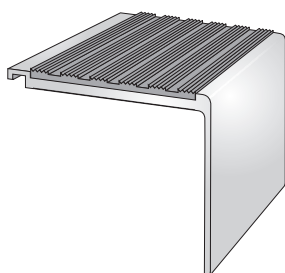


## AN51/55

AN51/55 aluminium stair nosing is available with a range of infill options, please see below

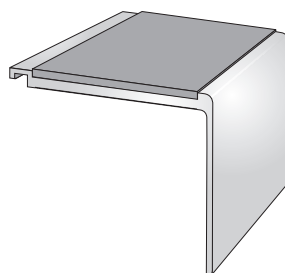
**Typical Installation:** To butt up to flooring, or installed with ANE aluminium nap lock profile for carpet installations and ANRE25 aluminium ramp profile to finish the nose edge of stone and timber stairs and stairs fitted with ceramics or hard flooring.

Stringer trims also available.



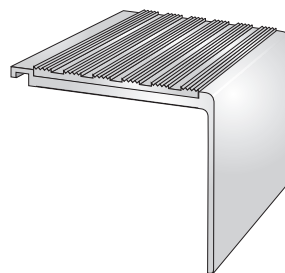
Product Code: **AN51/55 PVC Castellated** ● ● ● ●  
Supplied with a castellated pvc infill available in a range of colours

Finishes Available	Maximum Length
Mill Aluminium	3.200m
<span style="border: 1px solid blue; border-radius: 50%; padding: 2px;">TSO</span> Satin Aluminium	3.200m
<span style="border: 1px solid blue; border-radius: 50%; padding: 2px;">TSO</span> Polished Aluminium	3.200m




Product Code: **AN51/55 PVC Smooth Textured** ● ● ● ●  
Supplied with a smooth textured pvc infill available in four colour options

Finishes Available	Maximum Length
Mill Aluminium	3.200m
<span style="border: 1px solid blue; border-radius: 50%; padding: 2px;">TSO</span> Satin Aluminium	3.200m
<span style="border: 1px solid blue; border-radius: 50%; padding: 2px;">TSO</span> Polished Aluminium	3.200m



Product Code: **AN51/55 / ATI49.5 Insert** ● ●  
Supplied with solid aluminium castellated insert to allow for a fixing free all aluminium installation. Insert finish can be different to stair nosing finish.

Finishes Available	Maximum Length
Mill Aluminium	3.200m
<span style="border: 1px solid blue; border-radius: 50%; padding: 2px;">TSO</span> Satin Aluminium	3.200m
<span style="border: 1px solid blue; border-radius: 50%; padding: 2px;">TSO</span> Polished Aluminium	3.200m



Product Code: **AN51/55 OLYMPIC GRIP** ● ●  
Supplied with a carborundum infill for use in medium traffic areas including external installations

Finishes Available	Maximum Length
Mill Aluminium	3.200m
<span style="border: 1px solid blue; border-radius: 50%; padding: 2px;">TSO</span> Satin Aluminium	3.200m
<span style="border: 1px solid blue; border-radius: 50%; padding: 2px;">TSO</span> Polished Aluminium	3.200m

This profile is also available with Olympic heavy duty carborundum infill.

Finishes:

Mill Aluminium

Satin Aluminium

Polished Aluminium

Black Anodised - ATI 49.5 Insert Only



Drilling Availability:

- Drilled retro fit infill
- Drilled for countersunk screws
- Drilled for concealing plugs
- Undrilled

Screw size 8.

Fixings not supplied.

Drilling is available - 5% charge.

### Castellated PVC Infill Colours:

Black	
Granite	
Peat	
Spruce	
Claret	
White	
Regency	
Rustic	
Jade	
Porth Stone	
Light Grey	
Mid Blue	
Fawn	
Yellow	
Polar Grey	
Flint	
Nimbus	
Ivory	
Poppy	

### ATI49.5 Finishes

Mill	
Satin	
Polished	
Black Anodised	

### Smooth Textured PVC Infill Colours:

Black	
Light Grey	
Polar Grey	
Porth Stone	

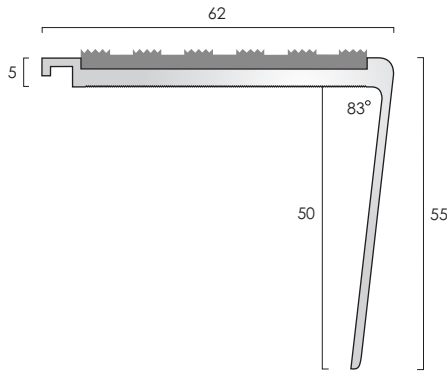
other colours available subject to quantity

### Olympic Grip Infill Colour:

Black	
-------	--

TSO TO SPECIAL ORDER



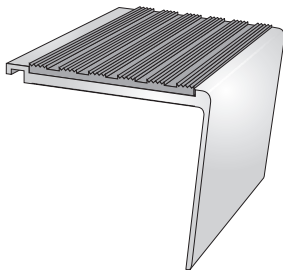


## AN51/55R

AN51/55R aluminium stair nosing is available with a range of infill options, please see below

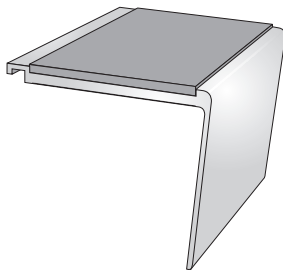
**Typical Installation:** To butt up to flooring, or installed with ANE aluminium nap lock profile for carpet installations and ANRE25 aluminium ramp profile to finish the nose edge of stone and timber stairs and stairs fitted with ceramics or hard flooring.

Stringer trims also available to suit.



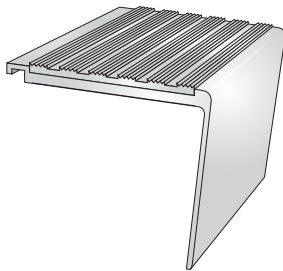
Product Code: **AN51/55R PVC Castellated** ● ● ● ●  
Supplied with a castellated pvc infill available in a range of colours

Finishes Available	Maximum Length
Mill Aluminium	2.500m
Satin Aluminium	2.500m
Polished Aluminium	2.500m




Product Code: **AN51/55R PVC Smooth Textured** ● ● ● ●  
Supplied with a smooth textured pvc infill available in four colour options

Finishes Available	Maximum Length
Mill Aluminium	2.500m
Satin Aluminium	2.500m
Polished Aluminium	2.500m



Product Code: **AN51/55R / ATI49.5 Insert** ● ●  
Supplied with solid aluminium castellated insert to allow for a fixing free all aluminium installation. Insert finish can be different to stair nosing finish.

Finishes Available	Maximum Length
Mill Aluminium	2.500m
Satin Aluminium	2.500m
Polished Aluminium	2.500m



Product Code: **AN51/55R OLYMPIC GRIP** ● ●  
Supplied with a carborundum infill for use in medium traffic areas including external installations

Finishes Available	Maximum Length
Mill Aluminium	2.500m
Satin Aluminium	2.500m
Polished Aluminium	2.500m

### Castellated PVC Infill Colours:

Black	
Granite	
Peat	
Spruce	
Claret	
White	
Regency	
Rustic	
Jade	
Porth Stone	
Light Grey	
Mid Blue	
Fawn	
Yellow	
Polar Grey	
Flint	
Nimbus	
Ivory	
Poppy	

### ATI49.5 Finishes

Mill	
Satin	
Polished	
Black Anodised	

### Smooth Textured PVC

#### Infill Colours:

Black	
Light Grey	
Polar Grey	
Porth Stone	

other colours available subject to quantity

### Olympic Grip Infill Colour:

Black	
-------	--

### Finishes:

Mill Aluminium    Satin Aluminium    Polished Aluminium    Black Anodised - ATI 49.5 Insert Only



### Drilling Availability:

- Drilled retro fit infill
- Drilled for countersunk screws
- Drilled for concealing plugs
- Undrilled

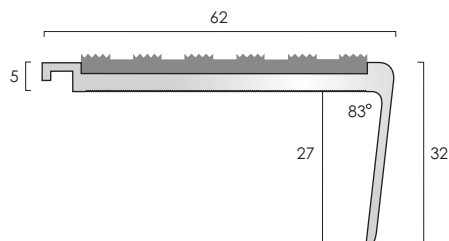
Screw size 8.

Fixings not supplied.

Drilling is available - 5% charge.



TSO TO SPECIAL ORDER

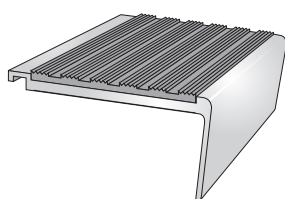


## AN61

AN61 aluminium stair nosing is available with a range of infill options, please see below.

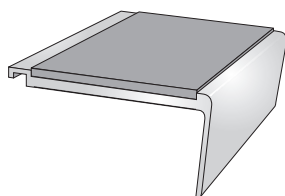
**Typical Installation:** To butt up to flooring, or installed with ANE aluminium nap lock profile for carpet installations and ANRE25 aluminium ramp profile to finish the nose edge of stone and timber stairs and stairs fitted with ceramics or hard flooring.

Stringer trims also available to suit.



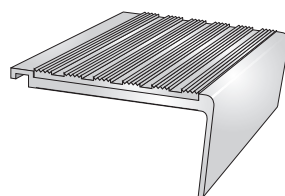
Product Code: **AN61 PVC Castellated** ● ● ● ●  
Supplied with a castellated pvc infill available in a range of colours

Finishes Available	Maximum Length
Mill Aluminium	3.200m
<b>TSO</b> Satin Aluminium	3.200m
<b>TSO</b> Polished Aluminium	3.200m
<b>Black Anodised</b>	2.700m



Product Code: **AN61 PVC Smooth Textured** ● ● ● ●  
Supplied with a smooth textured pvc infill available in four colour options


Finishes Available	Maximum Length
Mill Aluminium	3.200m
<b>TSO</b> Satin Aluminium	3.200m
<b>TSO</b> Polished Aluminium	3.200m
<b>Black Anodised</b>	2.700m



Product Code: **AN61 / ATI49.5 Insert** ● ●  
Supplied with solid aluminium castellated insert to allow for a fixing free all aluminium installation. Insert finish can be different to stair nosing finish.

Finishes Available	Maximum Length
Mill Aluminium	3.200m
<b>TSO</b> Satin Aluminium	3.200m
<b>TSO</b> Polished Aluminium	3.200m

**Black Anodised with:**  
Mill or Satin inserts 2.700m  
Black Anodised inserts 2.700m



Product Code: **AN61 OLYMPIC GRIP** ● ●  
Supplied with a carborundum infill for use in medium traffic areas including external installations

Finishes Available	Maximum Length
Mill Aluminium	3.200m
<b>TSO</b> Satin Aluminium	3.200m
<b>TSO</b> Polished Aluminium	3.200m
<b>Black Anodised</b>	2.700m

### Castellated PVC Infill Colours:

Black	■
Granite	■
Peat	■
Spruce	■
Claret	■
White	■
Regency	■
Rustic	■
Jade	■
Porth Stone	■
Light Grey	■
Mid Blue	■
Fawn	■
Yellow	■
Polar Grey	■
Flint	■
Nimbus	■
Ivory	■
Poppy	■

### ATI49.5 Finishes

Mill	■
Satin	■
Polished	■
Black Anodised	■

### Smooth Textured PVC Infill Colours:

Black	■
Light Grey	■
Polar Grey	■
Porth Stone	■

other colours available subject to quantity



### Olympic Grip Infill Colour:

Black	■
-------	---

This profile is also available with Olympic heavy duty carborundum infill to special order. See page 258.

#### Finishes:

Mill Aluminium    Satin Aluminium    Polished Aluminium    Black Anodised



**TSO** TO SPECIAL ORDER

#### Drilling Availability:

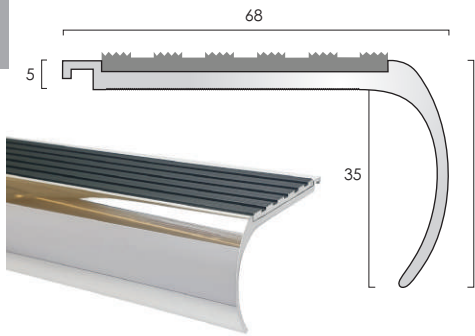
- Drilled retro fit infill
- Drilled for countersunk screws
- Drilled for concealing plugs
- Undrilled

Screw size 8.

Fixings not supplied.

Drilling is available - 5% charge.

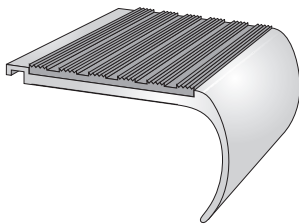




## AN81

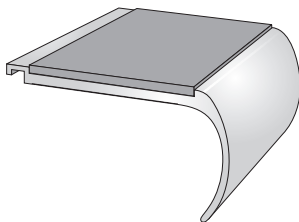
AN81 aluminium stair nosing is available with a range of infill options, please see below.

**Typical Installation:** To butt up to flooring, or installed with ANE aluminium nap lock profile for carpet installations and ANRE25 aluminium ramp profile to finish the nose edge of stone and timber stairs and stairs fitted with ceramics or hard flooring.




Product Code: **AN81 PVC Castellated** ● ● ● ●  
Supplied with a castellated pvc infill available in a range of colours

Finishes Available	Maximum Length
Mill Aluminium	3.200m
Satin Aluminium	3.200m
Polished Aluminium	3.200m
Black Anodised	2.700m



Product Code: **AN81 PVC Smooth Textured** ● ● ● ●  
Supplied with a smooth textured pvc infill available in four colour options


Finishes Available	Maximum Length
Mill Aluminium	3.200m
Satin Aluminium	3.200m
Polished Aluminium	3.200m
Black Anodised	2.700m



Product Code: **AN81 / ATI49.5 Insert** ● ●  
Supplied with solid aluminium castellated insert to allow for a fixing free all aluminium installation. Insert finish can be different to stair nosing finish.

Finishes Available	Maximum Length
Mill Aluminium	3.200m
Satin Aluminium	3.200m
Polished Aluminium	3.200m

Black Anodised with:  
Mill or Satin inserts 2.700m  
Black Anodised inserts 2.700m



Product Code: **AN81 OLYMPIC GRIP** ● ●  
Supplied with a carborundum infill for use in medium traffic areas including external installations

Finishes Available	Maximum Length
Mill Aluminium	3.200m
Satin Aluminium	3.200m
Polished Aluminium	3.200m
Black Anodised	2.700m

### Castellated PVC Infill Colours:

Black	■
Granite	■
Peat	■
Spruce	■
Claret	■
White	■
Regency	■
Rustic	■
Jade	■
Porth Stone	■
Light Grey	■
Mid Blue	■
Fawn	■
Yellow	■
Polar Grey	■
Flint	■
Nimbus	■
Ivory	■
Poppy	■

### ATI49.5 Finishes

Mill	■
Satin	■
Polished	■
Black Anodised	■

### Smooth Textured PVC

#### Infill Colours:

Black	■
Light Grey	■
Polar Grey	■
Porth Stone	■

other colours available subject to quantity

### Olympic Grip

#### Infill Colour:

Black	■
-------	---

This profile is also available with Olympic heavy duty carborundum infill to special order. See page 260.

#### Finishes:

Mill Aluminium    Satin Aluminium    Polished Aluminium    Black Anodised



**TSO** TO SPECIAL ORDER

#### Drilling Availability:

- Drilled retro fit infill
- Drilled for countersunk screws
- Drilled for concealing plugs
- Undrilled

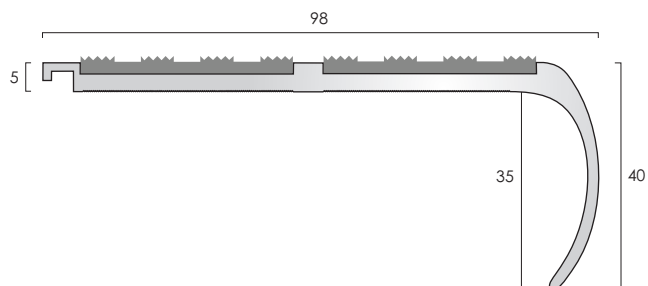
Screw size 8.

Fixings not supplied.

Drilling is available - 5% charge.



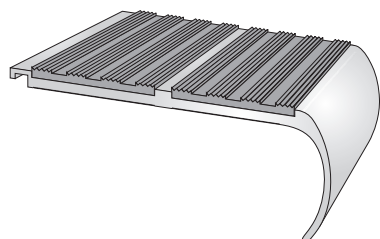




## AN82

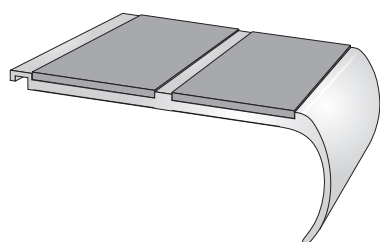
AN82 aluminium stair nosing is available with a range of infill options, please see below

**Typical Installation:** To butt up to flooring, or installed with ANE aluminium nap lock profile for carpet installations and ANRE25 aluminium ramp profile to finish the nose edge of stone and timber stairs and stairs fitted with ceramics or hard flooring.



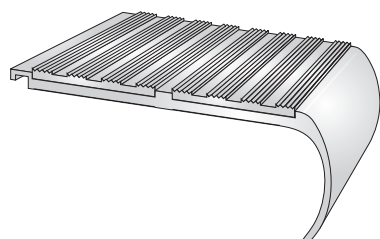
Product Code: **AN82 PVC Castellated** ● ● ● ●  
Supplied with a castellated pvc infill available in a range of colours

Finishes Available	Maximum Length
Mill Aluminium	3.200m
<b>TSO</b> Satin Aluminium	3.200m
<b>TSO</b> Polished Aluminium	3.200m



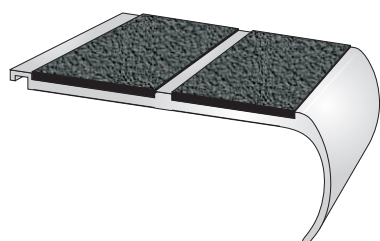
Product Code: **AN82 PVC Smooth Textured** ● ● ● ●  
Supplied with a smooth textured pvc infill available in four colour options

Finishes Available	Maximum Length
Mill Aluminium	3.200m
<b>TSO</b> Satin Aluminium	3.200m
<b>TSO</b> Polished Aluminium	3.200m



Product Code: **AN82 / ATI37.25 Inserts** ● ●  
Supplied with solid aluminium castellated inserts to allow for a fixing free all aluminium installation. Insert finish can be different to stair nosing finish.

Finishes Available	Maximum Length
Mill Aluminium	3.200m
<b>TSO</b> Satin Aluminium	3.200m
<b>TSO</b> Polished Aluminium	3.200m



Product Code: **AN82 OLYMPIC GRIP** ● ●  
Supplied with a carborundum infill for use in medium traffic areas including external installations

Finishes Available	Maximum Length
Mill Aluminium	3.200m
<b>TSO</b> Satin Aluminium	3.200m
<b>TSO</b> Polished Aluminium	3.200m

### Castellated PVC Infill Colours:

Black	
Granite	
Peat	
Spruce	
Claret	
White	
Regency	
Rustic	
Jade	
Port Stone	
Light Grey	
Mid Blue	
Fawn	
Yellow	
Polar Grey	
Flint	
Nimbus	
Ivory	
Poppy	

### ATI37.25 Finishes

Mill	
Satin	
Polished	
Black Anodised	

### Smooth Textured PVC Infill Colours:

Black	
Light Grey	
Polar Grey	
Port Stone	


other colours available subject to quantity

### Olympic Grip Infill Colour:

Black	
-------	--

### Finishes:

Mill Aluminium



Satin Aluminium



Polished Aluminium



**TSO** TO SPECIAL ORDER

This profile is also available with Olympic heavy duty carborundum infill.

### Drilling Availability:

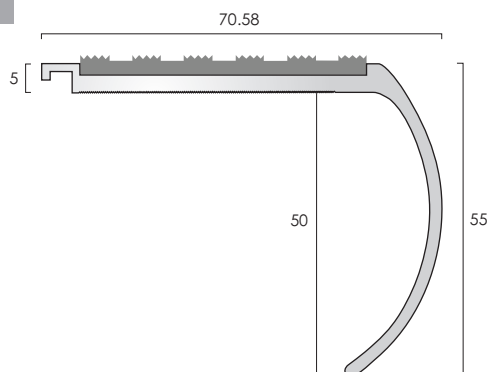
- Drilled retro fit infill
- Drilled for countersunk screws
- Drilled for concealing plugs
- Undrilled

Screw size 8.

Fixings not supplied.

Drilling is available - 5% charge.

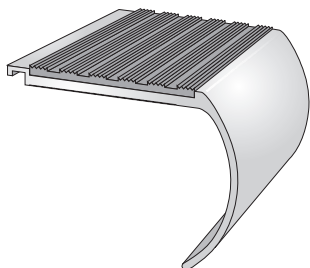




## AN69

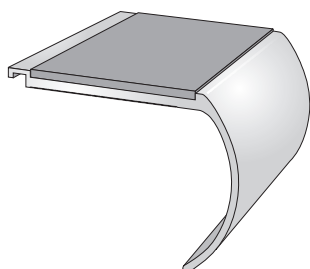
AN69 aluminium stair nosing is available with a range of infill options, please see below

**Typical Installation:** To butt up to flooring, or installed with ANE aluminium nap lock profile for carpet installations and ANRE25 aluminium ramp profile to finish the nose edge of stone and timber stairs and stairs fitted with ceramics or hard flooring.




Product Code: **AN69 PVC Castellated** ● ● ● ●  
Supplied with a castellated pvc infill available in a range of colours

Finishes Available	Maximum Length
Mill Aluminium	3.200m
Satin Aluminium	3.200m
Polished Aluminium	3.200m




Product Code: **AN69 PVC Smooth Textured** ● ● ● ●  
Supplied with a smooth textured pvc infill available in four colour options

Finishes Available	Maximum Length
Mill Aluminium	3.200m
Satin Aluminium	3.200m
Polished Aluminium	3.200m



Product Code: **AN69 / ATI49.5 Insert** ● ●  
Supplied with solid aluminium castellated insert to allow for a fixing free all aluminium installation. Insert finish can be different to stair nosing finish.

Finishes Available	Maximum Length
Mill Aluminium	2.500m
Satin Aluminium	2.500m
Polished Aluminium	2.500m



Product Code: **AN69/55R OLYMPIC GRIP** ● ●  
Supplied with a carborundum infill for use in medium traffic areas including external installations

Finishes Available	Maximum Length
Mill Aluminium	2.500m
Satin Aluminium	2.500m
Polished Aluminium	2.500m

### Castellated PVC Infill Colours:

Black	
Granite	
Peat	
Spruce	
Claret	
White	
Regency	
Rustic	
Jade	
Porth Stone	
Light Grey	
Mid Blue	
Fawn	
Yellow	
Polar Grey	
Flint	
Nimbus	
Ivory	
Poppy	

### ATI49.5 Finishes

Mill	
Satin	
Polished	
Black Anodised	

### Smooth Textured PVC Infill Colours:

Black	
Light Grey	
Polar Grey	
Porth Stone	
other colours available subject to quantity	


### Olympic Grip Infill Colour:

Black	
-------	--

This profile is also available with Olympic heavy duty carborundum infill to special order. See page 258.

#### Finishes:

Mill Aluminium    Satin Aluminium    Polished Aluminium    Black Anodised - ATI 49.5 Insert Only



TO SPECIAL ORDER

#### Drilling Availability:

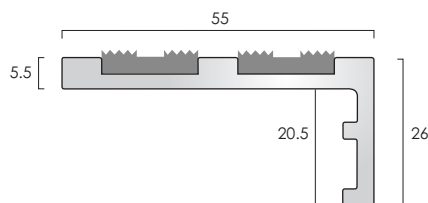
- Drilled retro fit infill
- Drilled for countersunk screws
- Drilled for concealing plugs
- Undrilled

Screw size 8.

Fixings not supplied.

Drilling is available - 5% charge.



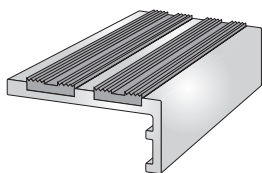


## AN552

**Typical Installation:** To butt up to 5.5mm flooring.

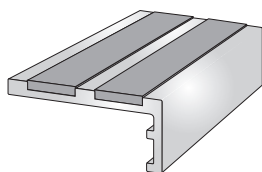
Stringer trims also available to suit.

Supplied with black or light grey smooth textured infill as standard. Other colours and castellated infill option available subject to order quantity.




Product Code: **AN552 PVC Castellated** ● ● ● ●  
Supplied with a castellated pvc infill available in a range of colours

Finishes Available	Maximum Length
Mill Aluminium	3.200m
Satin Aluminium	3.200m
Polished Aluminium	3.200m



Product Code: **AN552 PVC Smooth Textured** ● ● ● ●  
Supplied with a smooth textured pvc infill available in four colour options

Finishes Available	Maximum Length
Mill Aluminium	3.200m
Satin Aluminium	3.200m
Polished Aluminium	3.200m



Product Code: **AN552 OLYMPIC GRIP** ● ● ●  
Supplied with a carborundum infill for use in medium traffic areas including external installations

Finishes Available	Maximum Length
Mill Aluminium	3.200m
Satin Aluminium	3.200m
Polished Aluminium	3.200m

### Castellated PVC Infill Colours:

Black	
Granite	
Peat	
Spruce	
Claret	
White	
Regency	
Rustic	
Jade	
Porth Stone	
Light Grey	
Mid Blue	
Fawn	
Yellow	
Polar Grey	
Flint	
Nimbus	
Ivory	
Poppy	

### Smooth Textured PVC Infill Colours:

Black	
Light Grey	
other colours available subject to quantity	

### Olympic Grip Infill Colour:

Black	
-------	--

This profile is also available with Olympic heavy duty carborundum infill to special order. See page 262.

Finishes:

Mill Aluminium



Satin Aluminium



Polished Aluminium



Drilling Availability:

- Drilled retro fit infill
- Undrilled

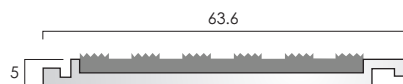
Screw size 8.

Fixings not supplied.

Drilling is available - 5% charge.

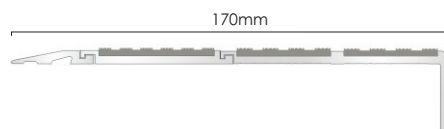


TO SPECIAL ORDER



## ANEXT Tread Extender

Going cover can be extended by fixing ANEXT sections behind the nosing.

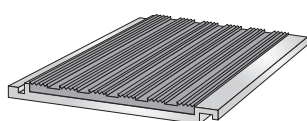


Example shows AN52, with ANEXT behind and finished at the back edge with ANRE25 ramp detail.

ANEXT aluminium tread extender is available with a range of infill options, please see below

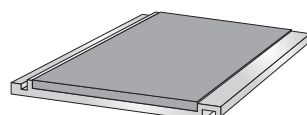
**Typical Installation:** To extend the going cover of AN stair nosings which have an interlock feature. Can be used in combination with ANE aluminium nap lock profile for carpet installations and ANRE25 aluminium ramp profile to finish the nose edge of stone and timber stairs and stairs fitted with ceramics or hard flooring.

Stringer trims also available to suit.



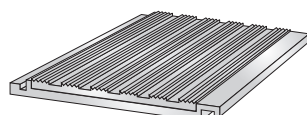
Product Code: **ANEXT PVC Castellated** ● ●  
Supplied with a castellated pvc infill available in a range of colours

Finishes Available	Maximum Length
Mill Aluminium	3.200m
Satin Aluminium	3.200m
Polished Aluminium	3.200m




Product Code: **ANEXT PVC Smooth Textured** ● ●  
Supplied with a smooth textured pvc infill available in four colour options

Finishes Available	Maximum Length
Mill Aluminium	3.200m
Satin Aluminium	3.200m
Polished Aluminium	3.200m



Product Code: **ANEXT / ATI49.5 Insert** ● ●  
Supplied with solid aluminium castellated insert to allow for a fixing free all aluminium installation. Insert finish can be different to stair nosing finish.

Finishes Available	Maximum Length
Mill Aluminium	3.200m
Satin Aluminium	3.200m
Polished Aluminium	3.200m



Product Code: **ANEXT OLYMPIC GRIP** ● ●  
Supplied with a carborundum infill for use in medium traffic areas including external installations

Finishes Available	Maximum Length
Mill Aluminium	3.200m
Satin Aluminium	3.200m
Polished Aluminium	3.200m

### Castellated PVC Infill Colours:

Black	
Granite	
Peat	
Spruce	
Claret	
White	
Regency	
Rustic	
Jade	
Porth Stone	
Light Grey	
Mid Blue	
Fawn	
Yellow	
Polar Grey	
Flint	
Nimbus	
Ivory	
Poppy	

### ATI49.5 Finishes

Mill	
Satin	
Polished	
Black Anodised	

### Smooth Textured PVC Infill Colours:

Black	
Light Grey	
Polar Grey	
Porth Stone	

other colours available subject to quantity

### Olympic Grip Infill Colour:

Black	
-------	--

This profile is also available with Olympic heavy duty carborundum infill to special order. See page 261.

#### Finishes:

Mill Aluminium    Satin Aluminium    Polished Aluminium    Black Anodised - ATI49.5 only



TO SPECIAL ORDER

#### Drilling Availability:

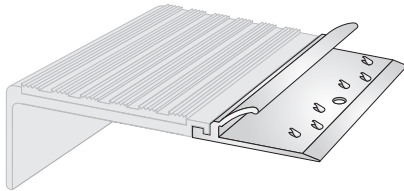
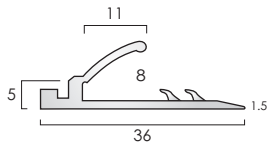
- Drilled retro fit infill
- Undrilled

Screw size 8.  
Fixings not supplied.  
Drilling is available - 5% charge.





### Profile ANE NAP DETAIL



Nap detail requires to be dressed down once the carpet has been inserted. A full installation guide is available for download from [www.thecatweb.com](http://www.thecatweb.com)

ANE aluminium nap detail with pre-punched carpet gripper base.

**Typical Installation:** To trap the nap of the carpet when used in combination with AN stair nosings which have an interlock feature.

#### ANE Nap Detail

Finishes Available	Stock Length	Length/Tube
Mill Aluminium	2.715m	6
Satin Aluminium	2.715m	6
Polished Aluminium	2.715m	6


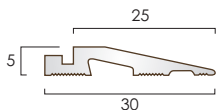
Also available in cut sizes:

#### Finishes Available

Mill Aluminium  
Satin Aluminium  
Polished Aluminium



### Profile ANRE25 RAMP DETAIL



ANRE25 aluminium ramp edge detail.

**Typical Installation:** For installation behind AN stair nosings with interlock feature to finish the edge of stone and timber stairs and stairs fitted with ceramics or hard flooring, e.g. laminates, LVT, vinyl, lino.

#### ANRE25 Ramp Detail

Finishes Available	Stock Length	Length/Tube
Mill Aluminium	2.715m	6
Satin Aluminium	2.715m	6
Polished Aluminium	2.715m	6

Also available in cut sizes:

#### Finishes Available

Mill Aluminium  
Satin Aluminium  
Polished Aluminium



#### Finishes:

Mill Aluminium




Satin Aluminium



Polished Aluminium




TO SPECIAL ORDER

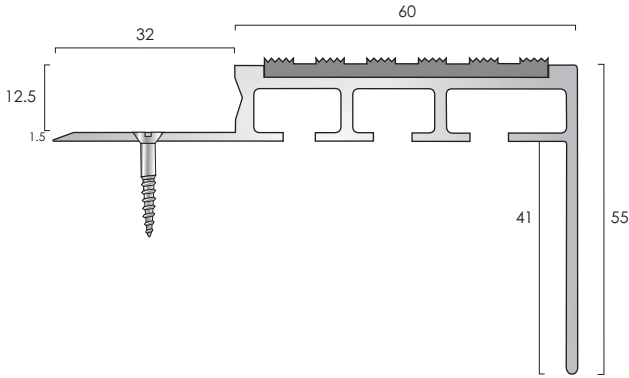


# Aluminium Stair Nosing

## With Inserts

### For Stone & Ceramics

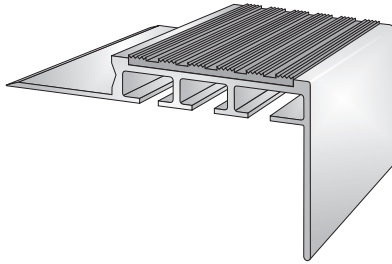




## ANT60/55/12.5

ANT60/55/12.5 aluminium stair nosing is available with a range of infill options, please see below.

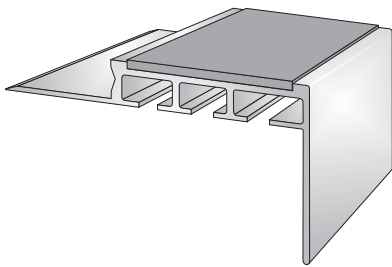
**Typical Installation:** Designed for use with thicker floor coverings, ceramics, stone and timber and allows for concealed fixing through the tail plate.



Product Code: **ANT60/55/12.5 PVC Castellated** ● ● ● ●  
Supplied with a castellated pvc infill available in a range of colours

Finishes Available	Maximum Length
Mill Aluminium	2.750m
Satin Aluminium	2.750m

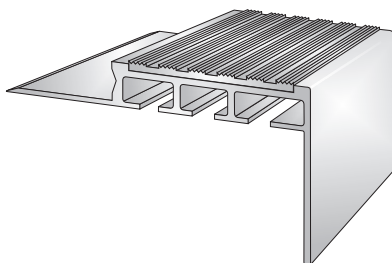
TSO



Product Code: **ANT60/55/12.5 PVC Smooth Textured** ● ● ● ●  
Supplied with a smooth textured pvc infill available in four colour options

Finishes Available	Maximum Length
Mill Aluminium	2.750m
Satin Aluminium	2.750m

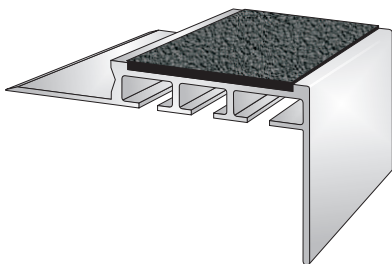
TSO



Product Code: **ANT60/55/12.5 / ATI49.5 Insert** ● ● ● ●  
Supplied with solid aluminium castellated insert to allow for a fixing free all aluminium installation. Insert finish can be different to stair nosing finish.

Finishes Available	Maximum Length
Mill Aluminium	2.750m
Satin Aluminium	2.750m

TSO



Product Code: **ANT60/55/12.5 OLYMPIC GRIP** ● ● ● ●  
Supplied with a carborundum infill for use in medium traffic areas including external installations

Finishes Available	Maximum Length
Mill Aluminium	2.750m
Satin Aluminium	2.750m

TSO

### Castellated PVC Infill Colours:

Black	■
Granite	■
Peat	■
Spruce	■
Claret	■
White	■
Regency	■
Rustic	■
Jade	■
Porth Stone	■
Light Grey	■
Mid Blue	■
Fawn	■
Yellow	■
Polar Grey	■
Flint	■
Nimbus	■
Ivory	■
Poppy	■

### ATI49.5 Finishes

Mill	■
Satin	■
Polished	■
Black Anodised	■

### Smooth Textured PVC Infill Colours:

Black	■
Light Grey	■
Polar Grey	■
Porth Stone	■

other colours available subject to quantity

### Olympic Grip Infill Colour:

Black	■
-------	---

### Finishes:

Mill Aluminium

Satin Aluminium

Black Anodised - ATI49.5 Insert only



### Drilling Availability:

- Drilled retro fit infill
- Drilled for countersunk screws
- Drilled for concealing plugs
- Undrilled

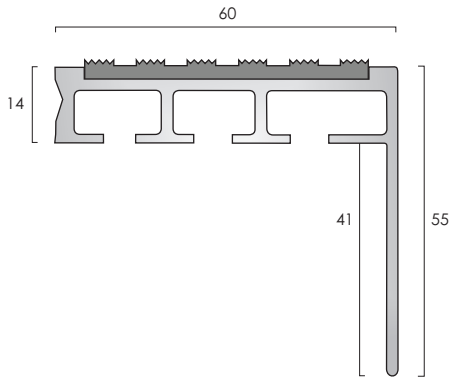
Screw size 8.

Fixings not supplied.

Drilling is available - 5% charge.



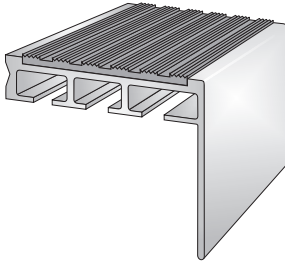
TSO TO SPECIAL ORDER



## ANT60/55/14 TSO

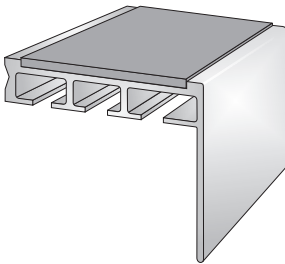
ANT60/55/14 aluminium stair nosing is available with a range of infill options, please see below.

**Typical Installation:** Designed for use with thicker floor coverings, ceramics, stone and timber.



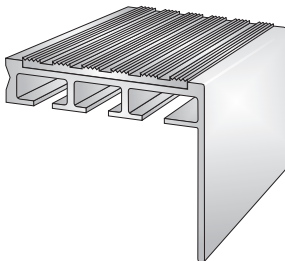
Product Code: **ANT60/55/14 PVC Castellated** ● ● ● ●  
Supplied with a castellated pvc infill available in a range of colours

Finishes Available	Maximum Length
Mill Aluminium	2.750m
Satin Aluminium	2.750m




Product Code: **ANT60/55/14 PVC Smooth Textured** ● ● ● ●  
Supplied with a smooth textured pvc infill available in four colour options

Finishes Available	Maximum Length
Mill Aluminium	2.750m
Satin Aluminium	2.750m



Product Code: **ANT60/55/14 / ATI49.5 Insert** ● ●  
Supplied with solid aluminium castellated insert to allow for a fixing free all aluminium installation. Insert finish can be different to stair nosing finish.

Finishes Available	Maximum Length
Mill Aluminium	2.750m
Satin Aluminium	2.750m



Product Code: **ANT60/55/14 OLYMPIC GRIP** ● ●  
Supplied with a carborundum infill for use in medium traffic areas including external installations

Finishes Available	Maximum Length
Mill Aluminium	2.750m
Satin Aluminium	2.750m

### Castellated PVC Infill Colours:

Black	
Granite	
Peat	
Spruce	
Claret	
White	
Regency	
Rustic	
Jade	
Porth Stone	
Light Grey	
Mid Blue	
Fawn	
Yellow	
Polar Grey	
Flint	
Nimbus	
Ivory	
Poppy	

### ATI49.5 Finishes

Mill	
Satin	
Polished	
Black Anodised	

### Smooth Textured PVC Infill Colours:

Black	
Light Grey	
Polar Grey	
Porth Stone	

other colours available subject to quantity

### Olympic Grip Infill Colour:

Black	
-------	--

### Finishes:

Mill Aluminium



Satin Aluminium



Black Anodised - ATI49.5 Insert only



### Drilling Availability:

- Drilled retro fit infill
- Drilled for countersunk screws
- Drilled for concealing plugs
- Undrilled

Screw size 8.

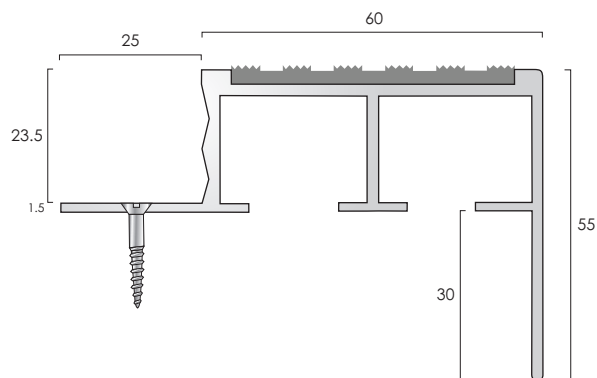
Fixings not supplied.

Drilling is available - 5% charge.



**TSO** TO SPECIAL ORDER

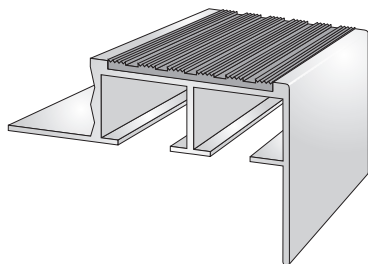




## ANT60/55

ANT60/55 aluminium stair nosing is available with a range of infill options, please see below.

**Typical Installation:** Designed for use with thicker floor coverings, ceramics, stone and timber and allows for concealed fixing through the tail plate.



Product Code: **ANT60/55 PVC Castellated**

Supplied with a castellated pvc infill available in a range of colours

### Finishes Available

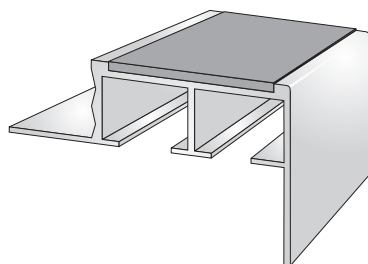
Mill Aluminium

**TSO** Satin Aluminium

### Maximum Length

2.750m

2.750m



Product Code: **ANT60/55 PVC Smooth Textured**

Supplied with a smooth textured pvc infill available in four colour options

### Finishes Available

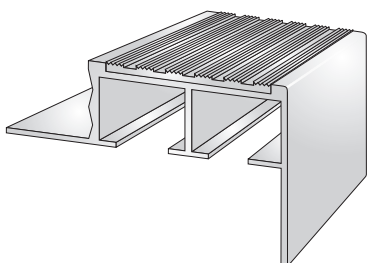
Mill Aluminium

**TSO** Satin Aluminium

### Maximum Length

2.750m

2.750m



Product Code: **ANT60/55 / ATI49.5 Insert**

Supplied with solid aluminium castellated insert to allow for a fixing free all aluminium installation. Insert finish can be different to stair nosing finish.

### Finishes Available

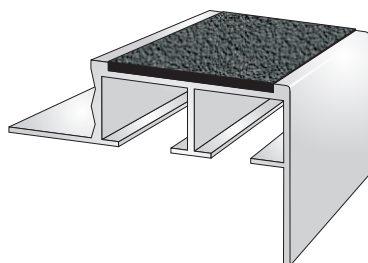
Mill Aluminium

**TSO** Satin Aluminium

### Maximum Length

2.750m

2.750m



Product Code: **ANT60/55 OLYMPIC GRIP**

Supplied with a carborundum infill for use in medium traffic areas including external installations

### Finishes Available

Mill Aluminium

**TSO** Satin Aluminium

### Maximum Length

2.750m

2.750m

### Castellated PVC Infill Colours:

Black	
Granite	
Peat	
Spruce	
Claret	
White	
Regency	
Rustic	
Jade	
Porth Stone	
Light Grey	
Mid Blue	
Fawn	
Yellow	
Polar Grey	
Flint	
Nimbus	
Ivory	
Poppy	

### ATI49.5 Finishes

Mill	
Satin	
Polished	
Black Anodised	

### Smooth Textured PVC Infill Colours:

Black	
Light Grey	
Polar Grey	
Porth Stone	


other colours available subject to quantity

### Olympic Grip Infill Colour:


Black	
-------	--

### Finishes:

Mill Aluminium



Satin Aluminium



Black Anodised - ATI49.5 Insert only



**TSO** TO SPECIAL ORDER


Drilled through tail only.

Screw size 8.

Fixings not supplied.

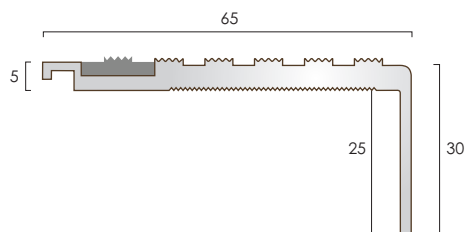
Drilling is available - 5% charge.





# Aluminium Stair Nosing With Concealed Fixings



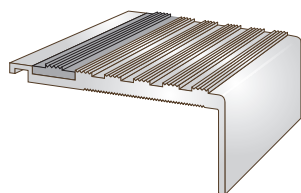


## AN65/30CF TSO

AN65/30CF aluminium stair nosing with an infill strip to provide for concealed fixings.

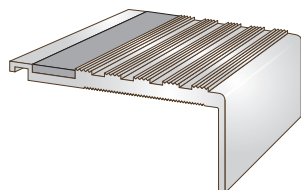
**Typical Installation:** To butt up to flooring, or installed with ANE aluminium nap lock profile for carpet installations and ANRE25 aluminium ramp profile to finish the nose edge of stone and timber stairs and stairs fitted with ceramics or hard flooring.

Stringer trims also available to suit.



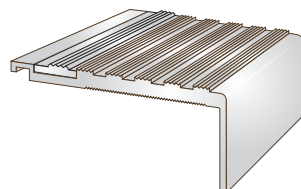
Product Code: **AN65/30CF PVC Castellated** ● ●  
Supplied with a castellated pvc infill available in four colour options

Finishes Available	Maximum Length
Mill Aluminium	3.200m
Satin Aluminium	3.200m
Polished Aluminium	3.200m



Product Code: **AN65/30CF PVC Smooth Textured** ● ●  
Supplied with a smooth textured pvc infill available in four colour options

Finishes Available	Maximum Length
Mill Aluminium	3.200m
Satin Aluminium	3.200m
Polished Aluminium	3.200m



Product Code: **AN65/30CF / ATI12.5 Insert** ● ●  
Supplied with solid aluminium castellated insert to allow for a fixing free all aluminium installation

Finishes Available	Maximum Length
Mill Aluminium	3.200m
Satin Aluminium	3.200m
Polished Aluminium	3.200m

### Infill Options:

For Interior Applications:

	Castellated PVC	Smooth Textured PVC
	SRV: PTV Dry 85 PTV Wet 76	SRV: PTV Dry 65 PTV WET 56
Colours:	LRV:	LRV:
Black	4.25	4.47
Polar Grey	42.53	42.73
Light Grey	12.33	12.74
Yellow	54.91	55.11

other colours available subject to order quantity



ATI12.5 Castellated Aluminium Tread Insert

SRV: PTV Dry 82  
PTV Wet 54

Finishes:	LRV:
Mill	71.65
Satin	65.40
Polished	75.55

### Finishes:

Mill Aluminium



Satin Aluminium



Polished Aluminium



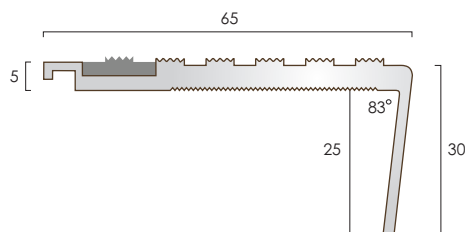
### Drilling Availability:

- Drilled retro fit infill
- Undrilled

Screw size 8.  
Fixings not supplied.  
Drilling is available - 5% charge.



**TSO** TO SPECIAL ORDER

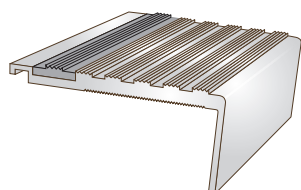


## AN65/30RCF TSO

AN65/30RCF aluminium stair nosing with an infill strip to provide for concealed fixings.

**Typical Installation:** To butt up to flooring, or installed with ANE aluminium nap lock profile for carpet installations and ANRE25 aluminium ramp profile to finish the nose edge of stone and timber stairs and stairs fitted with ceramics or hard flooring.

Stringer trims also available to suit.



Product Code: **AN65/30RCF PVC Castellated** ● ●  
Supplied with a castellated pvc infill available in four colour options

Finishes Available	Maximum Length
Mill Aluminium	2.500m
Satin Aluminium	2.500m
Polished Aluminium	2.500m

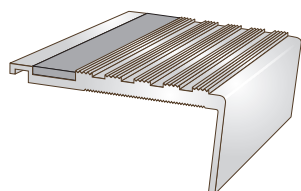
### Infill Options:

For Interior Applications:

Castellated PVC	Smooth Textured PVC
SRV: PTV Dry 85 PTV Wet 76	SRV: PTV Dry 65 PTV WET 56

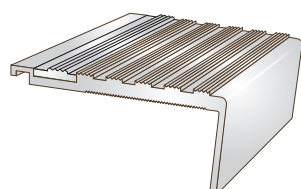
Colours:	LRV:	LRV:
Black	4.25	4.47
Polar Grey	42.53	42.73
Light Grey	12.33	12.74
Yellow	54.91	55.11

other colours available subject to order quantity



Product Code: **AN65/30RCF PVC Smooth Textured** ● ●  
Supplied with a smooth textured pvc infill available in four colour options

Finishes Available	Maximum Length
Mill Aluminium	2.500m
Satin Aluminium	2.500m
Polished Aluminium	2.500m



Product Code: **AN65/30RCF / ATI12.5 Insert** ● ●  
Supplied with solid aluminium castellated insert to allow for a fixing free all aluminium installation

Finishes Available	Maximum Length
Mill Aluminium	2.500m
Satin Aluminium	2.500m
Polished Aluminium	2.500m

ATI12.5 Castellated Aluminium Tread Insert
SRV: PTV Dry 82 PTV Wet 54

Finishes:	LRV:
Mill	71.65
Satin	65.40
Polished	75.55

### Finishes:


Mill Aluminium



Satin Aluminium



Polished Aluminium



### Drilling Availability:

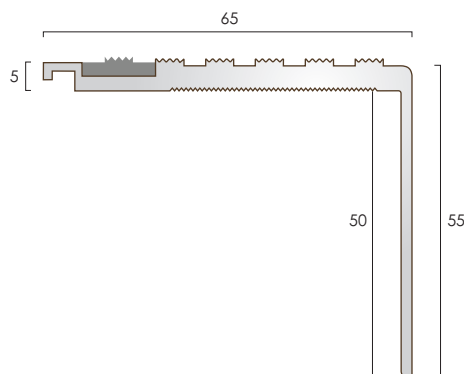
- Drilled retro fit infill
- Undrilled

Screw size 8.  
Fixings not supplied.  
Drilling is available - 5% charge.



**TSO** TO SPECIAL ORDER



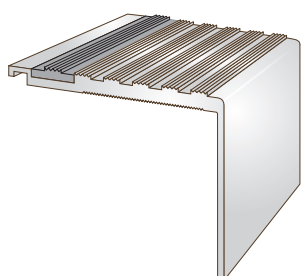


## AN65/55CF

AN65/55CF aluminium stair nosing with an infill strip to provide for concealed fixings.

**Typical Installation:** To butt up to flooring, or installed with ANE aluminium nap lock profile for carpet installations and ANRE25 aluminium ramp profile to finish the nose edge of stone and timber stairs and stairs fitted with ceramics or hard flooring.

Stringer trims also available to suit.



Product Code: **AN65/55CF PVC Castellated** ● ●  
Supplied with a castellated pvc infill available in four colour options

Finishes Available	Maximum Length
Mill Aluminium	3.200m
Satin Aluminium	3.200m
Polished Aluminium	3.200m

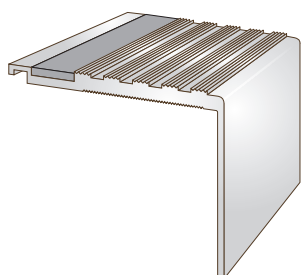
### Infill Options:

For Interior Applications:

Castellated PVC	Smooth Textured PVC
SRV: PTV Dry 85 PTV Wet 76	SRV: PTV Dry 65 PTV WET 56

Colours:	LRV:	LRV:
Black	4.25	4.47
Polar Grey	42.53	42.73
Light Grey	12.33	12.74
Yellow	54.91	55.11

other colours available subject to order quantity

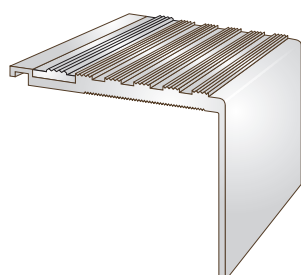


Product Code: **AN65/55CF PVC Smooth Textured** ● ●  
Supplied with a smooth textured pvc infill available in four colour options

Finishes Available	Maximum Length	£ p/metre
Mill Aluminium	3.200m	18.76
Satin Aluminium	3.200m	20.40
Polished Aluminium	3.200m	20.94

ATI12.5 Castellated Aluminium Tread Insert
SRV: PTV Dry 82 PTV Wet 54

Finishes:	LRV:
Mill	71.65
Satin	65.40
Polished	75.55




Product Code: **AN65/55CF / ATI12.5 Insert** ● ●  
Supplied with solid aluminium castellated insert to allow for a fixing free all aluminium installation

Finishes Available	Maximum Length	£ p/metre
Mill Aluminium	3.200m	20.42
Satin Aluminium	3.200m	22.06
Polished Aluminium	3.200m	22.60

### Finishes:

Mill Aluminium



Satin Aluminium



Polished Aluminium



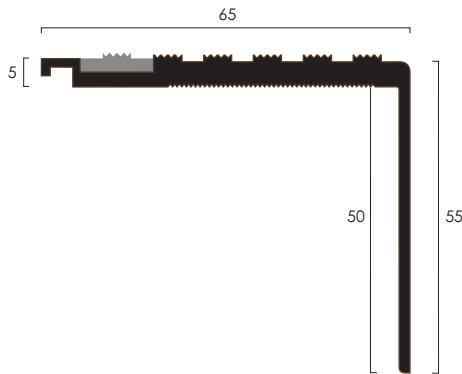
### Drilling Availability:

- Drilled retro fit infill
- Undrilled

Screw size 8.  
Fixings not supplied.  
Drilling is available - 5% charge.



TO SPECIAL ORDER



## AN65/55CF BLACK ANODISED

AN65/55CF aluminium stair nosing with a Black Anodised finish and with an infill strip to provide for concealed fixings.

**Typical Installation:** To butt up to 5mm flooring to finish the nose edge of stone and timber stairs.

Black rigid PVC stringer trims available to suit.  
Product Ref ST40.



Product Code: **AN65/55CF BA - PVC Castellated** ● ●  
Supplied with a castellated pvc infill available in four colour options

**Finishes Available**  
Black Anodised

**Maximum Length**  
2.700m



Product Code: **AN65/55CF BA - PVC Smooth Textured** ● ●  
Supplied with a smooth textured pvc infill available in four colour options

**Finishes Available**  
Black Anodised

**Maximum Length**  
2.700m



Product Code: **AN65/55CF BA / ATI12.5** ● ●  
Supplied with solid aluminium castellated insert to allow for a fixing free all aluminium installation

**Finishes Available**  
Mill Aluminium\*  
\*ATI12.5 only

**Maximum Length**  
2.700m

### Infill Options:

For Interior Applications:

Castellated PVC	Smooth Textured PVC
SRV: PTV Dry 85 PTV Wet 76	SRV: PTV Dry 65 PTV WET 56

Colours:	LRV:	LRV:
Black	4.25	4.47
Polar Grey	42.53	42.73
Light Grey	12.33	12.74
Yellow	54.91	55.11

other colours available subject to order quantity

ATI12.5 Castellated Aluminium Tread Insert
SRV: PTV Dry 82 PTV Wet 54

Finishes:	LRV:
Mill	71.65
Satin	65.40
Polished	75.55

### Finishes:

Mill Aluminium  
-ATI12.5 only



Black Anodised

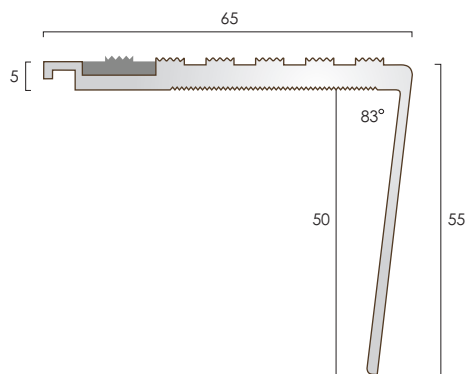


### Drilling Availability:

- Drilled retro fit infill
- Undrilled

Screw size 8.  
Fixings not supplied.  
Drilling is available - 5% charge.



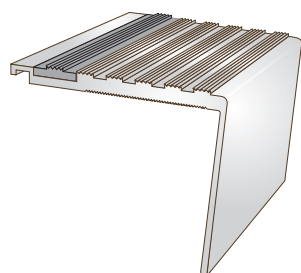


## AN65/55RCF

AN65/55RCF aluminium stair nosing with an infill strip to provide for concealed fixings.

**Typical Installation:** To butt up to flooring, or installed with ANE aluminium nap lock profile for carpet installations and ANRE25 aluminium ramp profile to finish the nose edge of stone and timber stairs and stairs fitted with ceramics or hard flooring.

Stringer trims also available to suit.



Product Code: **AN65/55RCF PVC Castellated** ● ●  
Supplied with a castellated pvc infill available in four colour options

### Finishes Available

Mill Aluminium



Satin Aluminium



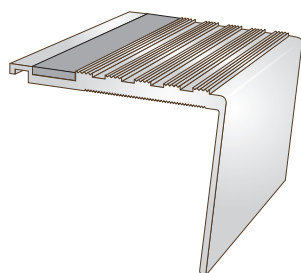
Polished Aluminium

### Maximum Length

2.500m

2.500m

2.500m



Product Code: **AN65/55RCF PVC Smooth Textured** ● ●  
Supplied with a smooth textured pvc infill available four colour options

### Finishes Available

Mill Aluminium



Satin Aluminium



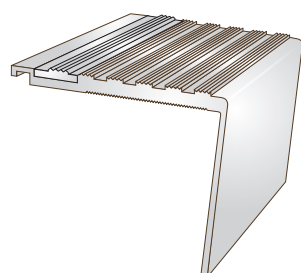
Polished Aluminium

### Maximum Length

2.500m

2.500m

2.500m



Product Code: **AN65/55RCF / ATI12.5 Insert** ● ●  
Supplied with solid aluminium castellated insert to allow for a fixing free all aluminium installation

### Finishes Available

Mill Aluminium



Satin Aluminium



Polished Aluminium

### Maximum Length

2.500m

2.500m

2.500m

### Infill Options:

For Interior Applications:

Castellated PVC	Smooth Textured PVC
SRV: PTV Dry 85 PTV Wet 76	SRV: PTV Dry 65 PTV WET 56

Colours:	LRV:	LRV:
Black	4.25	4.47
Polar Grey	42.53	42.73
Light Grey	12.33	12.74
Yellow	54.91	55.11

other colours available subject to order quantity


ATI12.5 Castellated Aluminium Tread Insert

SRV: PTV Dry 82  
PTV Wet 54

Finishes:	LRV:
Mill	71.65
Satin	65.40
Polished	75.55

### Finishes:

Mill Aluminium



Satin Aluminium



Polished Aluminium



### Drilling Availability:

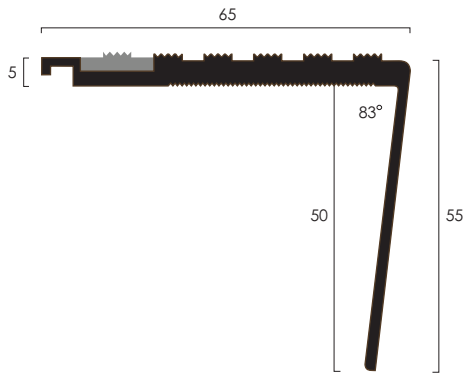
● Drilled retro fit infill

● Undrilled

Screw size 8.  
Fixings not supplied.  
Drilling is available - 5% charge.



TSO TO SPECIAL ORDER



## AN65/55RCF BLACK ANODISED

AN65/55RCF aluminium stair nosing with a Black Anodised finish and with an infill strip to provide for concealed fixings.

**Typical Installation:** To butt up to 5mm flooring to finish the nose edge of stone and timber stairs.

Black rigid PVC stringer trims available to suit.  
Product Ref ST40.



Product Code: **AN65/55RCF BA - PVC Castellated** ● ●  
Supplied with a castellated pvc infill available in four colour options

**Finishes Available**  
Black Anodised

**Maximum Length**  
2.500m


### Infill Options:

For Interior Applications:

Castellated PVC	Smooth Textured PVC
SRV: PTV Dry 85 PTV Wet 76	SRV: PTV Dry 65 PTV WET 56

Colours:	LRV:	LRV:
Black	4.25	4.47
Polar Grey	42.53	42.73
Light Grey	12.33	12.74
Yellow	54.91	55.11

other colours available subject to order quantity




Product Code: **AN65/55RCF BA - PVC Smooth Textured** ● ●  
Supplied with a smooth textured pvc infill available in four colour options

**Finishes Available**  
Black Anodised

**Maximum Length**  
2.500m

AT112.5 Castellated Aluminium Tread Insert
SRV: PTV Dry 82 PTV Wet 54

Finishes:	LRV:
Mill	71.65
Satin	65.40
Polished	75.55



Product Code: **AN65/55RCF BA / AT112.5** ● ●  
Supplied with solid aluminium castellated insert to allow for a fixing free all aluminium installation

**Finishes Available**  
Mill Aluminium\*

**Maximum Length**  
2.500m

\*AT112.5 only

### Finishes:

Mill Aluminium  
-AT112.5 only



Black Anodised



### Drilling Availability:

- Drilled retro fit infill
- Undrilled

Screw size 8.  
Fixings not supplied.  
Drilling is available - 5% charge.



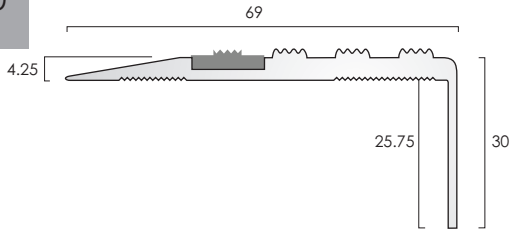




## Aluminium Stair Nosings With Concealed Fixings



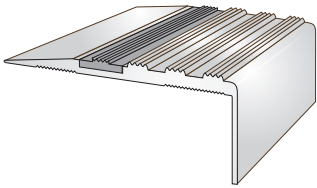
Observatory House - Profile AN65/55CF, satin finish, with Black PVC concealing insert.

**AN70/30CF** TSO

AN70/30CF aluminium stair nosing with an infill strip to provide for concealed fixings.

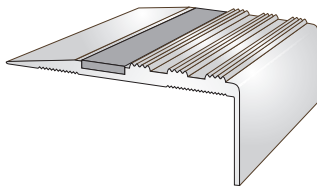
**Typical Installation:** To finish the nose edge of stone and timber stairs and stairs fitted with ceramics or hard flooring, e.g. laminates, LVT, vinyl, lino.

Stringer trims also available to suit.



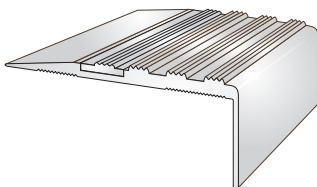
Product Code: **AN70/30CF PVC Castellated** ● ●  
Supplied with a castellated pvc infill available in four colour options

Finishes Available	Maximum Length
Mill Aluminium	3.200m
Satin Aluminium	3.200m
Polished Aluminium	3.200m



Product Code: **AN70/30CF PVC Smooth Textured** ● ●  
Supplied with a smooth textured pvc infill available in four colour options

Finishes Available	Maximum Length
Mill Aluminium	3.200m
Satin Aluminium	3.200m
Polished Aluminium	3.200m



Product Code: **AN70/30CF / ATI12.5 Insert** ● ●  
Supplied with solid aluminium castellated insert to allow for a fixing free all aluminium installation

Finishes Available	Maximum Length
Mill Aluminium	3.200m
Satin Aluminium	3.200m
Polished Aluminium	3.200m


**Infill Options:**

For Interior Applications:

Castellated PVC	Smooth Textured PVC
SRV: PTV Dry 85 PTV Wet 76	SRV: PTV Dry 65 PTV WET 56

Colours:	LRV:	LRV:
Black	4.25	4.47
Polar Grey	42.53	42.73
Light Grey	12.33	12.74
Yellow	54.91	55.11

other colours available subject to order quantity



ATI12.5 Castellated Aluminium Tread Insert

SRV: PTV Dry 82  
PTV Wet 54

Finishes:	LRV:
Mill	71.65
Satin	65.40
Polished	75.55

**Finishes:**

Mill Aluminium



Satin Aluminium



Polished Aluminium

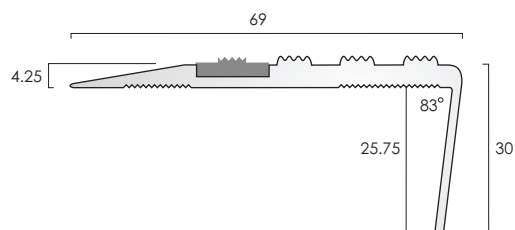
**Drilling Availability:**

- Drilled retro fit infill
- Undrilled

Screw size 8.  
Fixings not supplied.  
Drilling is available - 5% charge.



TSO TO SPECIAL ORDER

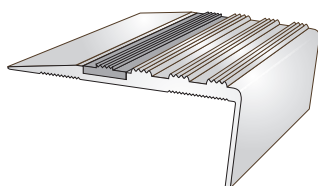


## AN70/30RCF TSO

AN70/30RCF aluminium stair nosing with an infill strip to provide for concealed fixings.

**Typical Installation:** To finish the nose edge of stone and timber stairs and stairs fitted with ceramics or hard flooring, e.g. laminates, LVT, vinyl, lino.

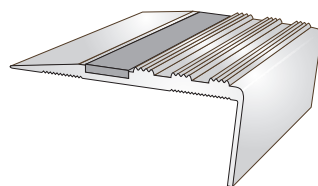
Stringer trims also available to suit.



Product Code: **AN70/30RCF PVC Castellated** ● ●

Supplied with a castellated pvc infill available in four colour options

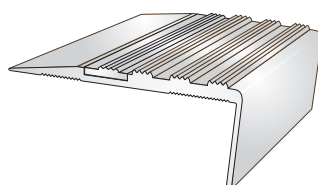
Finishes Available	Maximum Length
Mill Aluminium	2.500m
Satin Aluminium	2.500m
Polished Aluminium	2.500m



Product Code: **AN70/30RCF PVC Smooth Textured** ● ●

Supplied with a smooth textured pvc infill available in four colour options

Finishes Available	Maximum Length
Mill Aluminium	2.500m
Satin Aluminium	2.500m
Polished Aluminium	2.500m



Product Code: **AN70/30RCF / ATI12.5 Insert** ● ●

Supplied with solid aluminium castellated insert to allow for a fixing free all aluminium installation

Finishes Available	Maximum Length
Mill Aluminium	2.500m
Satin Aluminium	2.500m
Polished Aluminium	2.500m

### Infill Options:

For Interior Applications:

	Castellated PVC	Smooth Textured PVC
	SRV: PTV Dry 85 PTV Wet 76	SRV: PTV Dry 65 PTV WET 56
Colours:	LRV:	LRV:
Black	4.25	4.47
Polar Grey	42.53	42.73
Light Grey	12.33	12.74
Yellow	54.91	55.11


other colours available subject to order quantity

	ATI12.5 Castellated Aluminium Tread Insert
	SRV: PTV Dry 82 PTV Wet 54

Finishes:	LRV:
Mill	71.65
Satin	65.40
Polished	75.55

### Finishes:

Mill Aluminium



Satin Aluminium



Polished Aluminium



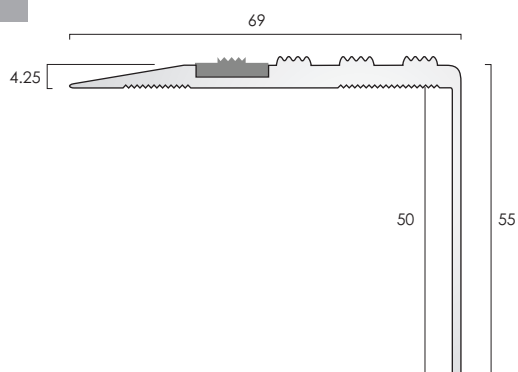
### Drilling Availability:

- Drilled retro fit infill
- Undrilled

Screw size 8.  
Fixings not supplied.  
Drilling is available - 5% charge.



**TSO** TO SPECIAL ORDER

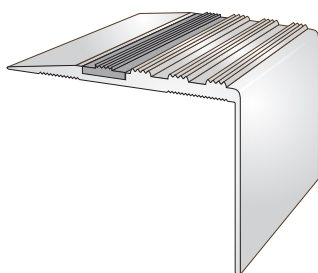


## AN70/55CF

AN70/55CF aluminium stair nosing with an infill strip to provide for concealed fixings.

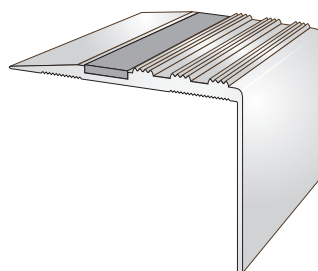
**Typical Installation:** To finish the nose edge of stone and timber stairs and stairs fitted with ceramics or hard flooring, e.g. laminates, LVT, vinyl, lino.

Stringer trims also available to suit.



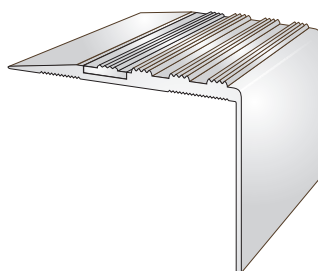
Product Code: **AN70/55CF PVC Castellated** ● ●  
Supplied with a castellated pvc infill available in four colour options

Finishes Available	Maximum Length
Mill Aluminium	3.200m
TSO Satin Aluminium	3.200m
TSO Polished Aluminium	3.200m



Product Code: **AN70/55CF PVC Smooth Textured** ● ●  
Supplied with a smooth textured pvc infill available in four colour options

Finishes Available	Maximum Length
Mill Aluminium	3.200m
TSO Satin Aluminium	3.200m
TSO Polished Aluminium	3.200m



Product Code: **AN70/55CF / AT112.5 Insert** ● ●  
Supplied with solid aluminium castellated insert to allow for a fixing free all aluminium installation

Finishes Available	Maximum Length
Mill Aluminium	3.200m
TSO Satin Aluminium	3.200m
TSO Polished Aluminium	3.200m

### Infill Options:

For Interior Applications:

Castellated PVC	Smooth Textured PVC
SRV: PTV Dry 85 PTV Wet 76	SRV: PTV Dry 65 PTV WET 56

Colours:	LRV:	LRV:
Black	4.25	4.47
Polar Grey	42.53	42.73
Light Grey	12.33	12.74
Yellow	54.91	55.11

other colours available subject to order quantity



AT112.5 Castellated Aluminium Tread Insert

SRV: PTV Dry 82  
PTV Wet 54

Finishes:	LRV:
Mill	71.65
Satin	65.40
Polished	75.55

### Finishes:

Mill Aluminium



Satin Aluminium



Polished Aluminium



### Drilling Availability:

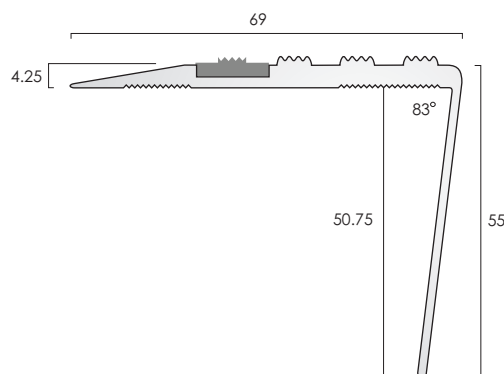
- Drilled retro fit infill
- Undrilled

Screw size 8.  
Fixings not supplied.  
Drilling is available - 5% charge.



TSO TO SPECIAL ORDER



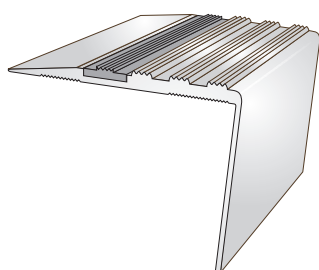


## AN70/55RCF

AN70/55RCF aluminium stair nosing with an infill strip to provide for concealed fixings.

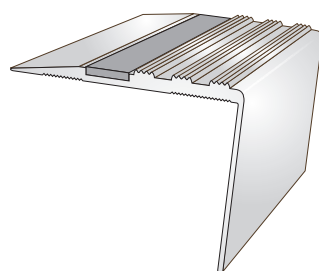
**Typical Installation:** To finish the nose edge of stone and timber stairs and stairs fitted with ceramics or hard flooring, e.g. laminates, LVT, vinyl, lino.

Stringer trims also available to suit.



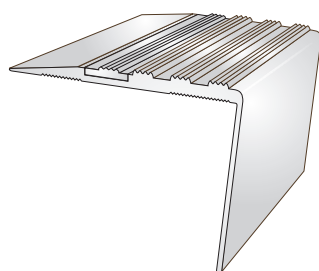
Product Code: **AN70/55RCF PVC Castellated** ● ●  
Supplied with a castellated pvc infill available in four colour options

Finishes Available	Maximum Length
Mill Aluminium	2.500m
Satin Aluminium	2.500m
Polished Aluminium	2.500m



Product Code: **AN70/55RCF PVC Smooth Textured** ● ●  
Supplied with a smooth textured pvc infill available in four colour options

Finishes Available	Maximum Length
Mill Aluminium	2.500m
Satin Aluminium	2.500m
Polished Aluminium	2.500m



Product Code: **AN70/55RCF / ATI12.5 Insert** ● ●  
Supplied with solid aluminium castellated insert to allow for a fixing free all aluminium installation

Finishes Available	Maximum Length
Mill Aluminium	2.500m
Satin Aluminium	2.500m
Polished Aluminium	2.500m

### Infill Options:

For Interior Applications:

Castellated PVC	Smooth Textured PVC
SRV: PTV Dry 85 PTV Wet 76	SRV: PTV Dry 65 PTV WET 56

Colours:	LRV:	LRV:
Black	4.25	4.47
Polar Grey	42.53	42.73
Light Grey	12.33	12.74
Yellow	54.91	55.11


other colours available subject to order quantity

ATI12.5 Castellated Aluminium Tread Insert
SRV: PTV Dry 82 PTV Wet 54


Finishes:	LRV:
Mill	71.65
Satin	65.40
Polished	75.55

### Finishes:

Mill Aluminium



Satin Aluminium



Polished Aluminium



### Drilling Availability:

- Drilled retro fit infill
- Undrilled


Screw size 8.  
Fixings not supplied.  
Drilling is available - 5% charge.



TO SPECIAL ORDER



# Solid Aluminium Stair Nosings



AN1SLR Satin Aluminium

## Aluminium Stair Nosings With Ribbed Treads & Castellated Treads



### General

Ribbed and castellated tread stair nosings provide an alternative to traditional aluminium nosings with PVC inserts.

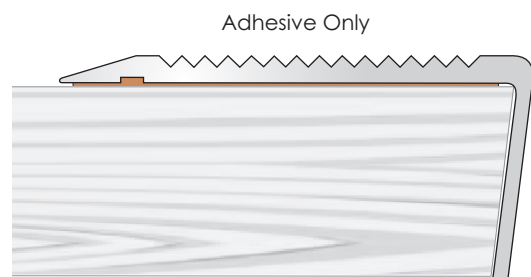
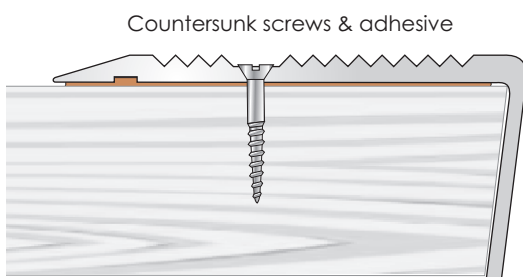
### Supply

Supplied cut to customer sizes, stair nosings can be supplied countersunk drilled for mechanical screw fixing or undrilled for adhesive only fixing, subject to stair and environment suitability. Please call the C.A.T. sales office for advice.

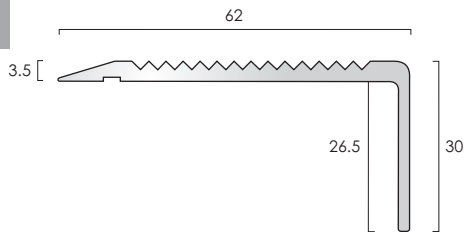
### Finishes Available

- Mill Aluminium
- Satin Aluminium
- Polished Aluminium

### Fixing Options:



Profile shown: AN1SLR-R ribbed tread

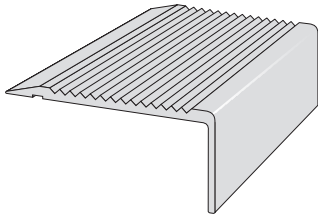


## AN1SLR

**Typical Installation:** To finish the nose edge of stone and timber stairs and stairs fitted with ceramics or hard flooring, e.g. laminates, LVT, vinyl, lino.

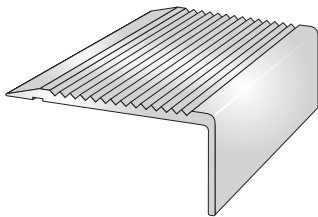
Stringer trims also available to suit.

Finishes illustrated are for representation only.



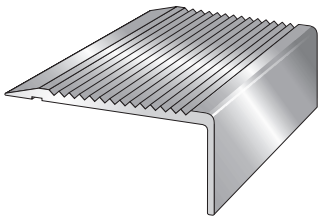
Product Code: **AN1SLR Mill** ● ●

Maximum Length  
3.200m



**TSO** Product Code: **AN1SLR Satin** ● ●

Maximum Length  
3.200m



**TSO** Product Code: **AN1SLR Polished** ● ●


Maximum Length  
3.200m

### Finishes:

Mill Aluminium



Satin Aluminium



Polished Aluminium



### Drilling Availability:

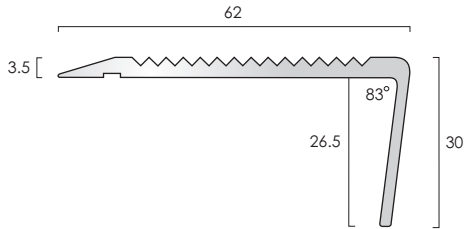
- Drilled for countersunk screws
- Undrilled

Screw size 8.  
Fixings not supplied.  
Drilling is available - 5% charge.



**TSO** TO SPECIAL ORDER



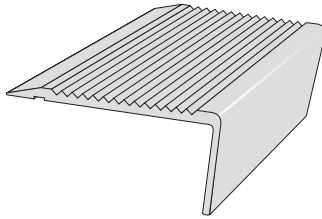


## AN1SLR-R

**Typical Installation:** To finish the nose edge of stone and timber stairs and stairs fitted with ceramics or hard flooring, e.g. laminates, LVT, vinyl, lino.

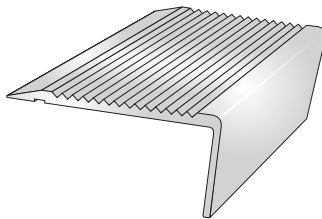
Stringer trims also available to suit.

Finishes illustrated are for representation only.



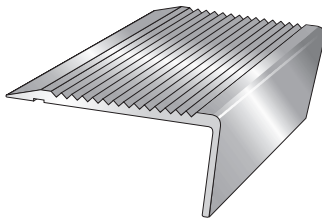
Product Code: **AN1SLR-R Mill** ● ●

Maximum Length  
3.200m



**TSO** Product Code: **AN1SLR-R Satin** ● ●

Maximum Length  
3.200m



**TSO** Product Code: **AN1SLR-R Polished** ● ●

Maximum Length  
3.200m

### Finishes:

Mill Aluminium



Satin Aluminium



Polished Aluminium



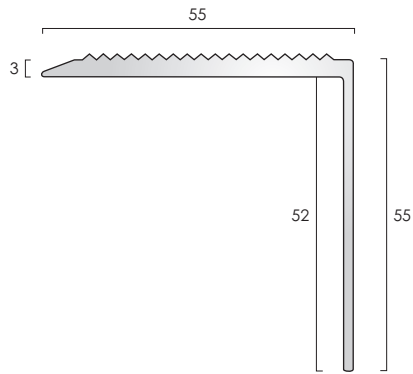
### Drilling Availability:

- Drilled for countersunk screws
- Undrilled

Screw size 8.  
Fixings not supplied.  
Drilling is available - 5% charge.



**TSO** TO SPECIAL ORDER

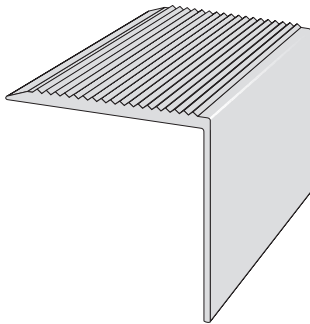


## AN55

**Typical Installation:** To finish the nose edge of stone and timber stairs and stairs fitted with ceramics or hard flooring, e.g. laminates, LVT, vinyl, lino.

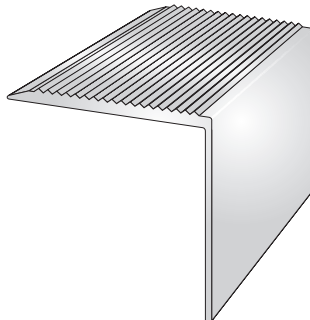
Stringer trims also available to suit.

Finishes illustrated are for representation only.




Product Code: **AN55 Mill** ● ●

Maximum Length  
3.200m



**TSO** Product Code: **AN55 Satin** ● ●

Maximum Length  
3.200m



**TSO** Product Code: **AN55 Polished** ● ●

Maximum Length  
3.200m

### Finishes:

Mill Aluminium



Satin Aluminium



Polished Aluminium



### Drilling Availability:

- Drilled for countersunk screws
- Undrilled

Screw size 8.  
Fixings not supplied.  
Drilling is available - 5% charge.

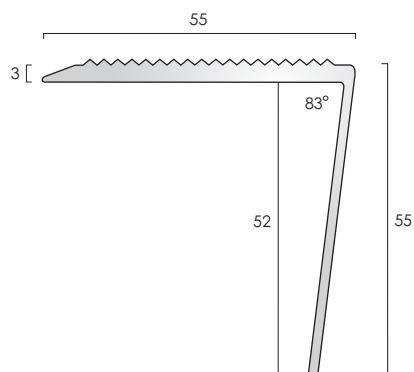


**TSO** TO SPECIAL ORDER



## Aluminium Stair Nosings With Ribbed Treads



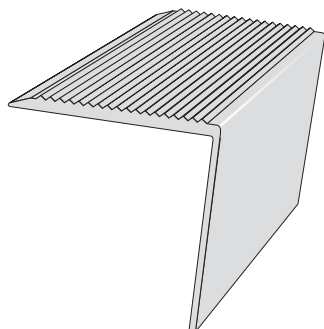


## AN55R

**Typical Installation:** To finish the nose edge of stone and timber stairs and stairs fitted with ceramics or hard flooring, e.g. laminates, LVT, vinyl, lino.

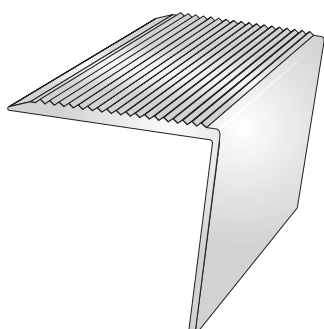
Stringer trims also available to suit.

Finishes illustrated are for representation only.




Product Code: **AN55R Mill** ● ●

Maximum Length  
2.500m



**TSO** Product Code: **AN55R Satin** ● ●

Maximum Length  
2.500m




**TSO** Product Code: **AN55R Polished** ● ●

Maximum Length  
2.500m

### Finishes:

Mill Aluminium



Satin Aluminium



Polished Aluminium



### Drilling Availability:

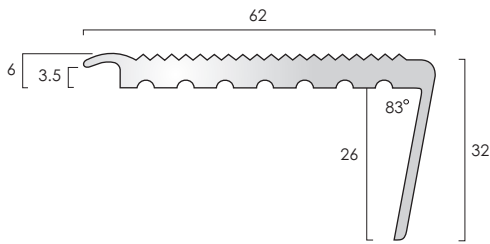
- Drilled for countersunk screws
- Undrilled

Screw size 8.  
Fixings not supplied.  
Drilling is available - 5% charge.



**TSO** TO SPECIAL ORDER

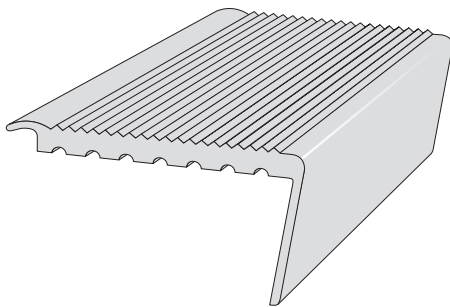




## AN7HDR - Heavy Duty

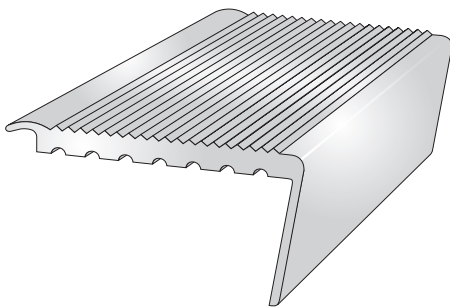
**Typical Installation:** To butt up to 6mm flooring, or installed with back edge lip over 3.5mm flooring.  
Stringer trims also available to suit.

Finishes illustrated are for representation only.




Product Code: **AN7HDR Mill** ● ●

Maximum Length  
3.200m



**TSO** Product Code: **AN7HDR Satin** ● ●

Maximum Length  
3.200m



**TSO** Product Code: **AN7HDR Polished** ● ●

Maximum Length  
3.200m

### Finishes:

Mill Aluminium



Satin Aluminium



Polished Aluminium




### Drilling Availability:

- Drilled for countersunk screws
- Undrilled

Screw size 8.  
Fixings not supplied.  
Drilling is available - 5% charge.



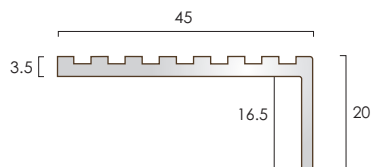
**TSO** TO SPECIAL ORDER



# Aluminium Stair Nosings With Castellated Treads



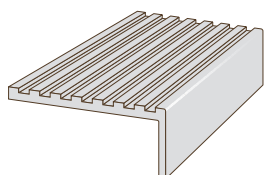
Profile shown: AN6, polished finish



## AN4

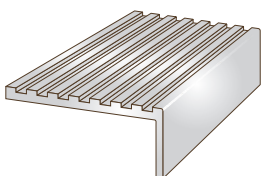
**Typical Installation:** To butt up to laminates, LVT, vinyl, lino and resin. Stringer trims also available to suit.

Finishes illustrated are for representation only.



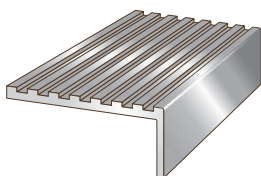
Product Code: **AN4 Mill** ● ●

Maximum Length  
3.200m




**TSO** Product Code: **AN4 Satin** ● ●

Maximum Length  
3.200m



**TSO** Product Code: **AN4 Polished** ● ●

Maximum Length  
3.200m



Product Code: **AN4 Black Anodised** ● ●

Maximum Length  
3.200m

### Finishes:

Mill Aluminium



Satin Aluminium



Polished Aluminium



Black Anodised



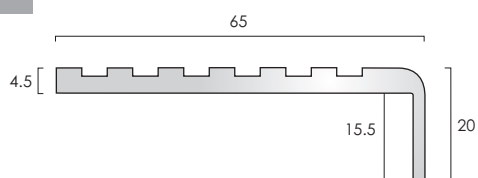
### Drilling Availability:

- Drilled for countersunk screws
- Undrilled

Screw size 8.  
Fixings not supplied.  
Drilling is available - 5% charge.



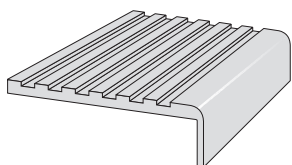
**TSO** TO SPECIAL ORDER



## AN5

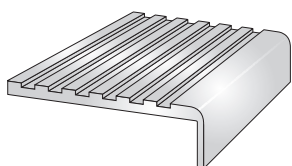
**Typical Installation:** To butt up to laminates, LVT, vinyl, lino and resin. Stringer trims also available.

Finishes illustrated are for representation only.




Product Code: **AN5 Mill** ● ●

Maximum Length  
3.200m



**TSO** Product Code: **AN5 Satin** ● ●

Maximum Length  
3.200m



**TSO** Product Code: **AN5 Polished** ● ●

Maximum Length  
3.200m

### Finishes:

Mill Aluminium



Satin Aluminium



Polished Aluminium



### Drilling Availability:

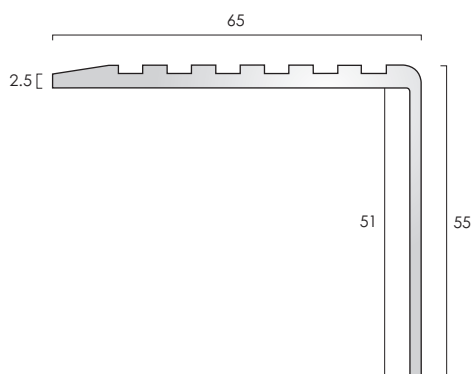
- Drilled for countersunk screws
- Undrilled

Screw size 8.  
Fixings not supplied.  
Drilling is available - 5% charge.



**TSO** TO SPECIAL ORDER



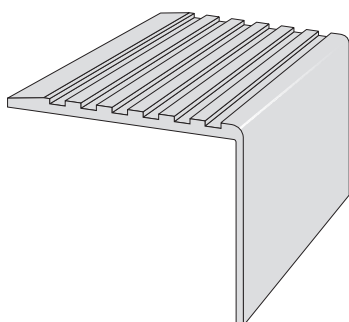


## AN6

**Typical Installation:** To butt up to flooring, e.g. LVT, vinyl, lino and resin.

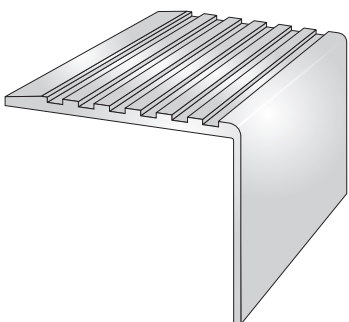
Stringer trims also available to suit.

Finishes illustrated are for representation only.




Product Code: **AN6 Mill** ● ●

Maximum Length  
3.200m



**TSO** Product Code: **AN6 Satin** ● ●

Maximum Length  
3.200m



**TSO** Product Code: **AN6 Polished** ● ●

Maximum Length  
3.200m

### Finishes:

Mill Aluminium



Satin Aluminium



Polished Aluminium



### Drilling Availability:

- Drilled for countersunk screws
- Undrilled

Screw size 8.  
Fixings not supplied.  
Drilling is available - 5% charge.



**TSO** TO SPECIAL ORDER

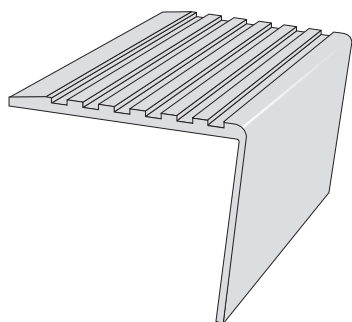
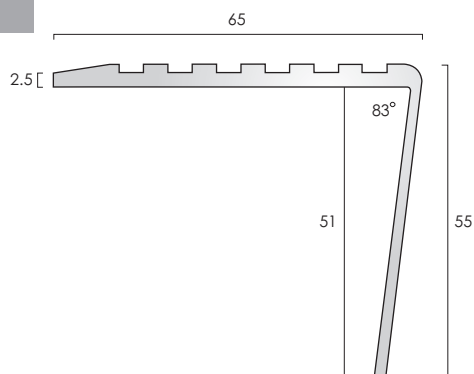


## AN6R

**Typical Installation:** To butt up to flooring, e.g. LVT, vinyl, lino and resin.

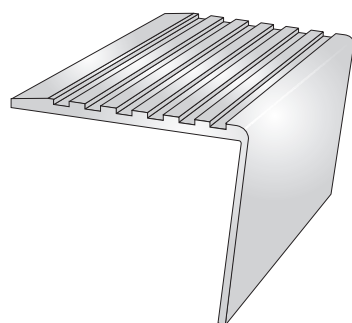
Stringer trims also available to suit.

Finishes illustrated are for representation only.




Product Code: **AN6R Mill** ● ●

Maximum Length  
2.500m



**TSO** Product Code: **AN6R Satin** ● ●

Maximum Length  
2.500m



**TSO** Product Code: **AN6R Polished** ● ●

Maximum Length  
2.500m

### Finishes:

Mill Aluminium



Satin Aluminium



Polished Aluminium




### Drilling Availability:

- Drilled for countersunk screws
- Undrilled

Screw size 8.  
Fixings not supplied.  
Drilling is available - 5% charge.



**TSO** TO SPECIAL ORDER



# Olympic™ Heavy Duty Aluminium Stair Nosing





## Olympic™ Heavy Duty Aluminium Stair Nosings, Stair Tread Inserts & Insert Discs


### For Heavy Footfall & Wet Environments

#### Olympic™ Carborundum Infill

##### Properties

The principal constituent of Olympic Carborundum is crystalline Aluminium Oxide, otherwise known as Corundum; the second hardest mineral on the \*Mohs Scale to industrial diamond. This hardness ensures durability when used in stair products which are required to withstand heavy footfall and the naturally angular shape of its grain is ideal for providing anti-slip in wet environments.

*\*Mohs scale: rough measure of the resistance of a smooth surface to scratching or abrasion, expressed in terms of a scale devised (1812) by the German mineralogist Friedrich Mohs. The Mohs hardness of a mineral is determined by observing whether its surface is scratched by a substance of known or defined hardness.*



Aluminium Oxide (Corundum)

Hardest	1	Diamond
	2	Corundum
	3	Topaz
	4	Quartz
	5	Orthoclase
	6	Apatite
	7	Flourite
	8	Calcite
	9	Gypsum
Softest	10	Talc


Mohs Scale

In Olympic Carborundum Infill, the Aluminium Oxide grains are contained within a carefully formulated resin and hardener mixture which, when cured, not only binds the grains together but also binds the whole of the infill to the host stair nosing profile. The result is an integral product which is impervious to water ingress.

The inclusion of Aluminium Oxide throughout the whole of infill ensures that the installed product offers effective slip resistance long after other products in which it is incorporated only as a surface layer.



Aluminium Oxide throughout  
(Carborundum)



Aluminium Oxide as a surface layer  
(e.g. as in GRP flooring products)

##### Slip Resistance Values

The Pendulum Slip Test is the preferred method of the UK Slip Resistance Group and of the HSE for assessing the potential risk to a pedestrian of slipping on a walking surface.

Olympic Carborundum Infill has been independently slip tested with the results shown in the table below:



Pendulum Test Machine  
(image courtesy of HSE)

Potential For Slip	Pendulum Test Value (PTV)
High Slip Potential	0-24
Moderate Slip Potential	25-35
Low Slip Potential	35-65
<b>Olympic Carborundum</b>	<b>86</b> (in wet conditions)

Interpretation of Pendulum Test Value (PTV)  
(UK Slip Resistance Group Guidelines Issue 3 2005)





## Olympic Heavy Duty Aluminium Stair Nosings






## Olympic™ Heavy Duty Aluminium Stair Nosings, Stair Tread Inserts & Insert Discs For Heavy Footfall & Wet Environments

### Installation - Stair Nosing Profiles

CAT recommends that stair nosing profiles are bedded onto a mastic medium suited to the installation site and then mechanically fixed.

Fixing is through the carborundum in certain profiles and through the aluminium in others. In all cases the screw heads remain visible in the finished installation and so stainless steel screws are recommended.

#### Mechanical Fixing



Using an adhesive as well as a mechanical fix will not only further ensure that the profile is correctly anchored but will also remove the risk of rattle caused by any minor unevenness in the surface of the substrate.

#### Fixings

Because the fixings remain exposed in the completed installation, we recommend the use of stainless steel screws. Whilst the pre-drilled/countersunk hole is for No.8 heads, the screw length should be that suited to the particular application but not less than 25mm long for fixing 5mm profiles and 30mm long for fixing 7mm profiles.



#### Adhesive Only Fixing




When there is no choice but to use adhesive only fixing, apply sufficient beads to the underside of the profile to ensure that when it is pressed into place, the adhesive is spread across the whole of the underside. Once in position, allow sufficient cure time below allowing pedestrian access.

### Installation - Stair Tread Insert Strips & Discs

Stair Tread Insert Strips and Discs are always affixed using adhesive.

#### Stair Tread Insert Strips



Strips should sit between 0.5mm and 1.0mm proud of the step surface when installed and therefore a preformed channel in the substrate should be created which is of adequate dimensions to accept the strip and sufficient adhesive to affix it.

Apply the adhesive into the channel, insert the strip and press firmly into place but without causing oozing of the adhesive onto the visible surfaces. Allow adequate cure time of the adhesive before allowing pedestrian access.

#### Stair Tread Insert Discs



Discs should sit between 0.5mm and 1.00mm proud of the step surface when installed and therefore a preformed hole should be created which is of adequate diameter and depth to accept the disc and sufficient adhesive to affix it.


The remainder of the installation is as for Stair Tread Insert Strips.

For bedding and for adhesive fixing, C.A.T. recommends Stycco Flex Rapid Curing Flexible Adhesive by F. Ball & Co. Ltd. Please refer to F. Ball & Co. Ltd. published Product Data Sheet for preparation/application information.




## Olympic™ Heavy Duty Aluminium Stair Nosings, For Heavy Footfall & Wet Environments


Examples of 5.0mm Modular Combinations:




Sit-On application:  
Approximately 142mm of cover using  
Olympic AN51, Olympic ANEXT & Olympic ANRE25




Sit-On application:  
Approximately 82mm of cover using  
Olympic AN81 & Olympic ANRE25




Sit-On application:  
Approximately 113mm of cover using  
Olympic AN52 & Olympic ANRE25



Sit-On application:  
Full going cover using  
Olympic AN52 & multiples of Olympic ANEXT



Sit-On application:  
Full going cover using  
Olympic AN82 & 3-4mm GRP aggregated sheet



Sit-In application:  
Approximately 117mm of cover using  
Olympic AN51 & Olympic ANEXT

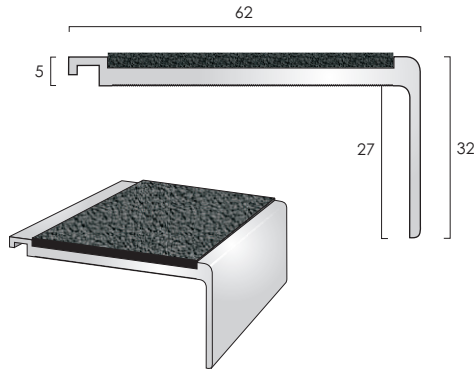


## Olympic™ Heavy Duty Aluminium Stair Nosings, TSO For Heavy Footfall & Wet Environments

**Typical Installation:** Solid Carborundum Infill for exterior and interior stairs.

Install with ANRE25 profile for retro fit installations.

### Profile OLYMPIC AN51



### Olympic AN51 Carborundum Infill ● ●

Finishes Available

Mill Aluminium

Maximum Length

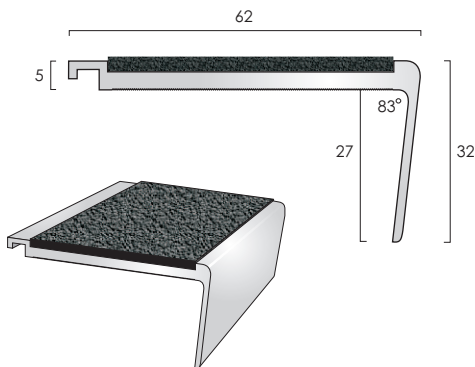
2.500m

Carborundum Infill Colours:



Note: Screws remain visible when installed.

### Profile OLYMPIC AN61



### Olympic AN61 Carborundum Infill ● ●

Finishes Available

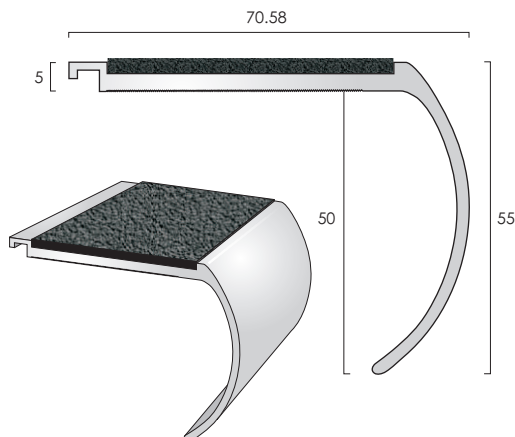
Mill Aluminium

Maximum Length

2.500m

Note: Screws remain visible when installed.

### Profile OLYMPIC AN69



### Olympic AN69 Carborundum Infill ● ●

Finishes Available

Mill Aluminium


Maximum Length

2.500m

Note: Screws remain visible when installed.

Finish:

Mill Aluminium



Drilling Availability:

● Drilled for countersunk screws

● Undrilled

Screw size 8.

Fixings not supplied.

Drilling is available - 5% charge.




TSO TO SPECIAL ORDER





**Olympic™ Heavy Duty Aluminium Stair Nosings,  
For Heavy Footfall & Wet Environments**





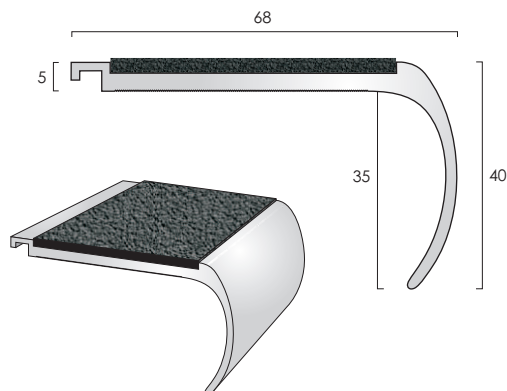
## Olympic™ Heavy Duty Aluminium Stair Nosings, TSO

### For Heavy Footfall & Wet Environments

**Typical Installation:** Solid Carborundum Infill for exterior and interior stairs.

Install with ANRE25 profile for retro fit installations.

#### Profile OLYMPIC AN81



#### Olympic AN81 Carborundum Infill ● ●

Finishes Available

Mill Aluminium

Maximum Length

2.500m

Carborundum  
Infill Colours:

Black



Yellow

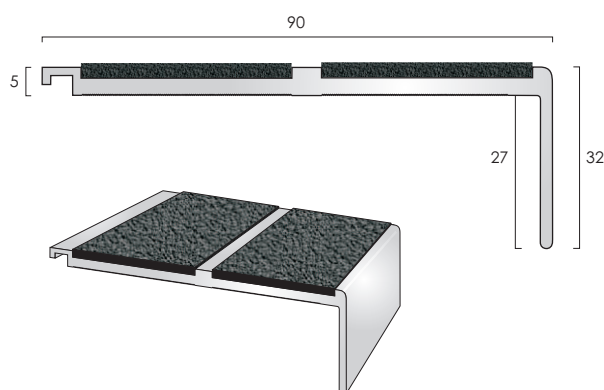


White



Note: Screws remain visible when installed.

#### Profile OLYMPIC AN52



#### Olympic AN52 Carborundum Infill ● ●

Finishes Available

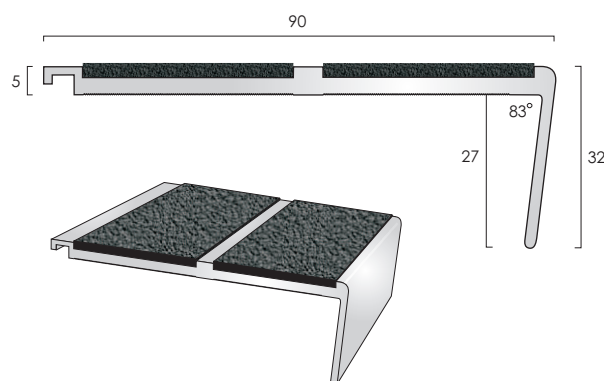
Mill Aluminium

Maximum Length

2.500m

Note: Screws remain visible when installed.

#### Profile OLYMPIC AN52R



#### Olympic AN52R Carborundum Infill ● ●

Finishes Available

Mill Aluminium

Maximum Length

2.500m

Note: Screws remain visible when installed.

Finish:

Mill Aluminium



Drilling Availability:

● Drilled for countersunk screws

● Undrilled

Screw size 8.

Fixings not supplied.

Drilling is available - 5% charge.




TSO TO SPECIAL ORDER

## Olympic™ Heavy Duty Aluminium Stair Nosings, For Heavy Footfall & Wet Environments

**Typical Installation:** Solid Carborundum Infill for exterior and interior stairs.

### Profile OLYMPIC ANEXT Tread Extender



### Olympic ANEXT Carborundum Infill

**Finishes Available**  
Mill Aluminium

**Maximum Length**  
2.500m

### Carborundum Infill Colours:

Black	
Yellow	
White	


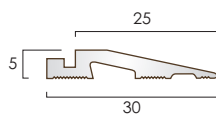
Note: Screws remain visible when installed.

### Drilling Availability:

- Drilled for countersunk screws
- Undrilled

Screw size 8.  
Fixings not supplied.  
Drilling is available - 5% charge.

### Profile ANRE25 Ramp Detail



ANRE25 aluminium ramp edge detail.

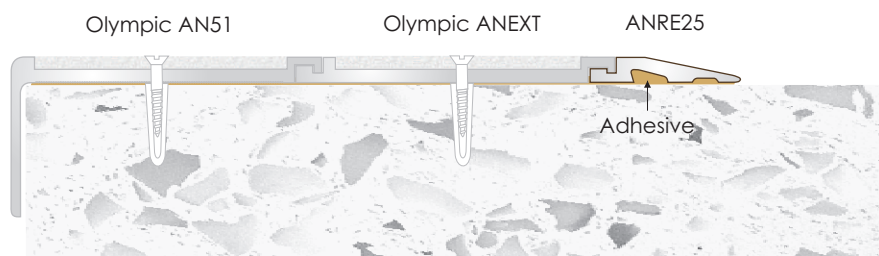
**Typical Installation:** For installation behind AN stair nosings with interlock feature to finish the edge of stone and timber stairs and stairs fitted with ceramics or hard flooring, e.g. laminates, LVT, vinyl, lino.

### ANRE25 Ramp Detail


**Finishes Available**  
Mill Aluminium

**Maximum Length**  
2.715m

Supplied undrilled. Fixing is by means of adhesive and by interconnection with an adjoining screw fixed profile, as shown:



Finish:  
Mill Aluminium



TO SPECIAL ORDER





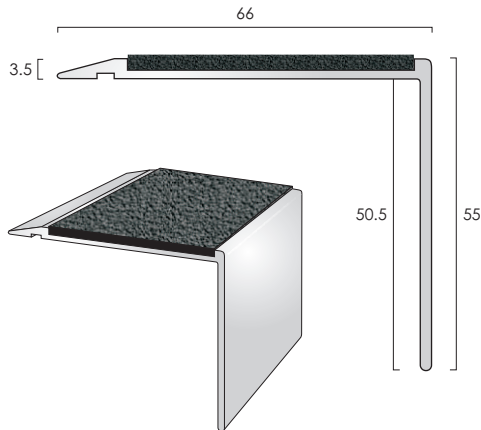


## Olympic™ Heavy Duty Aluminium Stair Nosings, TSO For Heavy Footfall & Wet Environments

**Typical Installation:** Solid Carborundum Infill for exterior and interior stairs.

Stringer trims also available to suit.

### Profile OLYMPIC AN15/55



### Olympic AN15/55 Carborundum Infill ● ●

Finishes Available  
Mill Aluminium

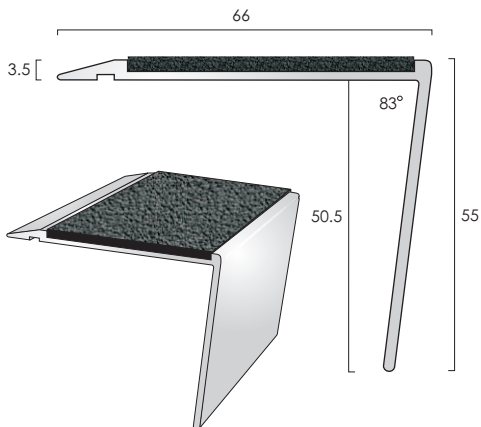
Maximum Length  
2.500m

#### Carborundum Infill Colours:

Black	
Yellow	
White	

Note: Screws remain visible when installed.

### Profile OLYMPIC AN15/55R



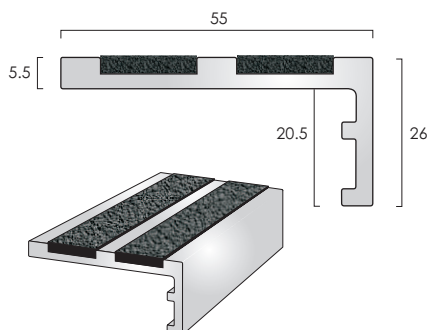
### Olympic AN15/55R Carborundum Infill ● ●

Finishes Available  
Mill Aluminium

Maximum Length  
2.500m

Note: Screws remain visible when installed.

### Profile OLYMPIC AN552



### Olympic AN552 Carborundum Infill ● ●

Finishes Available  
Mill Aluminium

Maximum Length  
2.500m

Note: Screws remain visible when installed.

Finish:

Mill Aluminium



Drilling Availability:

● Drilled for countersunk screws

● Undrilled

Screw size 8.

Fixings not supplied.

Drilling is available - 5% charge.




TSO TO SPECIAL ORDER






**Olympic™ Heavy Duty Aluminium Stair Nosings,  
For Heavy Footfall & Wet Environments**


Examples of 7.0mm Modular Combination & Modifications:




Sit-On application:  
Approximately 336mm of cover using  
Olympic 551, multiples of Olympic 78 & Olympic 35




Sit-On application:  
Approximately 179mm of cover using  
Olympic 761, Olympic 78 & Olympic 35




Sit-On application:  
Full going cover using  
Olympic 551 & 5-6mm GRP aggregated sheet



Sit-In application:  
76mm of cover using  
Olympic 781R



Sit-In application:  
66mm of step edge only cover using  
Olympic 551 with nosing feature removed



Sit-In application:  
76mm of step edge only cover using  
Olympic 781 with nosing feature removed

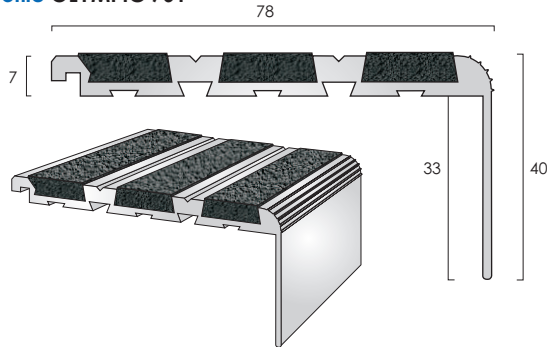


## Olympic™ Heavy Duty Aluminium Stair Nosings, TSO

### For Heavy Footfall & Wet Environments

**Typical Installation:** Solid Carborundum Infill for exterior and interior stairs.

#### Profile OLYMPIC 761



#### Olympic 761 Carborundum Infill

Finishes Available  
Mill Aluminium

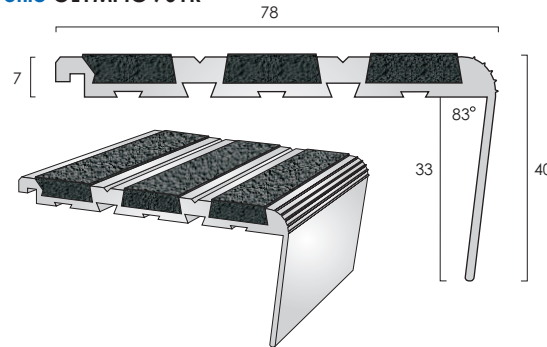
Maximum Length  
2.500m

Note: Screws remain visible when installed.

#### Carborundum Infill Colours:



#### Profile OLYMPIC 761R



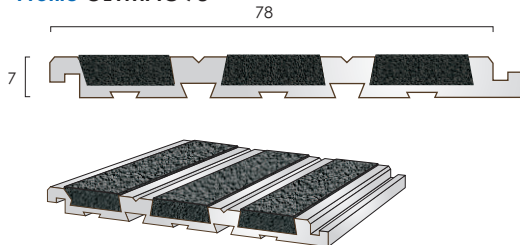
#### Olympic 761R Carborundum Infill

Finishes Available  
Mill Aluminium

Maximum Length  
2.500m

Note: Screws remain visible when installed.

#### Profile OLYMPIC 78



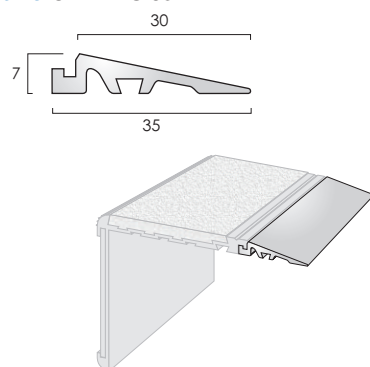
#### Olympic 78 Carborundum Infill

Finishes Available  
Mill Aluminium

Maximum Length  
2.500m

Note: Screws remain visible when installed.

#### Profile OLYMPIC 35




#### Olympic 35

Finishes Available  
Mill Aluminium

Maximum Length  
2.500m

**Typical Installation:** For installation behind Olympic 7mm stair nosings with interlock feature to finish the edge of stone and timber stairs and stairs fitted with ceramics or hard flooring, e.g. laminates, LVT, vinyl, lino.

Supplied undrilled. Fixing is by means of adhesive and by interconnection with an adjoining screw fixed profile, as shown:



Finish:

Mill Aluminium



TSO TO SPECIAL ORDER

Drilling Availability:

- Drilled for countersunk screws
- Undrilled

Screw size 8.  
Fixings not supplied.  
Drilling is available - 5% charge.

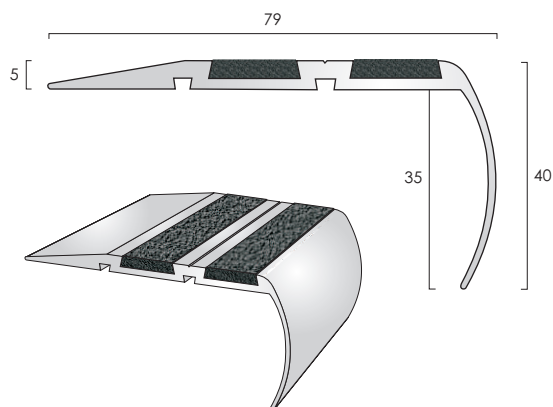




## Olympic™ Heavy Duty Aluminium Stair Nosings, For Heavy Footfall & Wet Environments

**Typical Installation:** Solid Carborundum Infill for exterior and interior stairs.

### Profile OLYMPIC 70



#### Olympic 70 Carborundum Infill

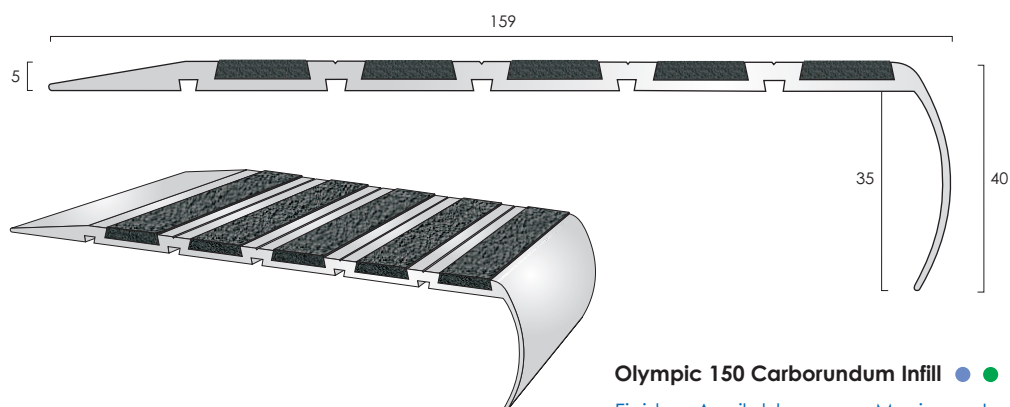
**Finishes Available** **Maximum Length**  
Mill Aluminium 2.500m

Note: Screws remain visible when installed.

#### Carborundum Infill Colours:

Black	
Yellow	
White	

### Profile OLYMPIC 150



#### Olympic 150 Carborundum Infill

**Finishes Available** **Maximum Length**  
Mill Aluminium 2.500m



Note: Screws remain visible when installed.

Finish:

Mill Aluminium



Drilling Availability:

-  Drilled for countersunk screws
-  Undrilled

Screw size 8.  
Fixings not supplied.  
Drilling is available - 5% charge.



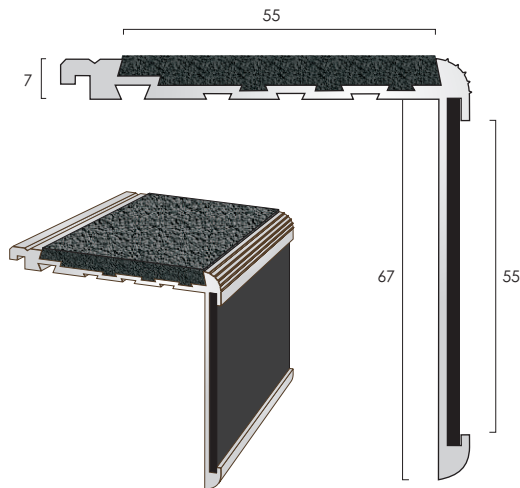
 TO SPECIAL ORDER



## Olympic™ Heavy Duty Aluminium Stair Nosings, TSO For Heavy Footfall & Wet Environments

**Typical Installation:** Solid Carborundum Infill for exterior and interior stairs.  
Stringer trims also available.

### Profile OLYMPIC 551



### Olympic 551 Carborundum Infill ● ●

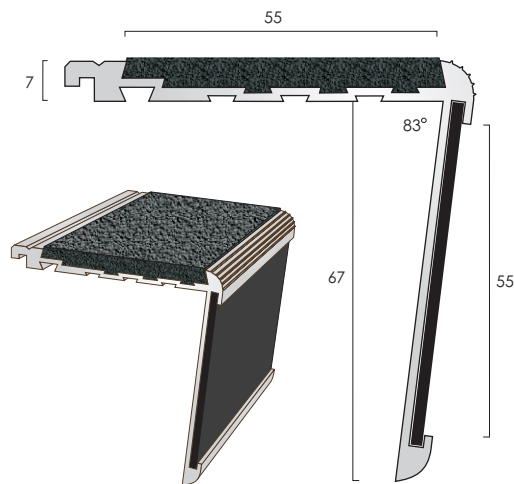
**Finishes Available**      **Maximum Length**  
Mill Aluminium      2.500m

### Carborundum Infill Colours:

Black   
Yellow   
White

Note: Screws remain visible when installed.

### Profile OLYMPIC 552



### Olympic 552 Carborundum Infill ● ●

**Finishes Available**      **Maximum Length**  
Mill Aluminium      2.500m

Note: Screws remain visible when installed.

Finish:

Mill Aluminium



Drilling Availability:

- Drilled for countersunk screws
- Undrilled

Screw size 8.  
Fixings not supplied.  
Drilling is available - 5% charge.



**TSO** TO SPECIAL ORDER





# Aluminium LVT Stair Edge Profiles





## Aluminium Stair Edge Profiles

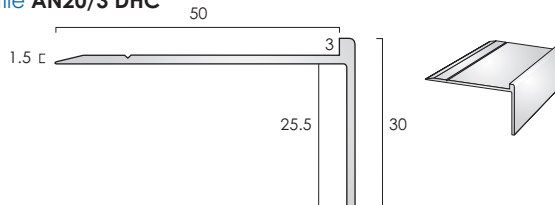
Designer Finishes For Designer Floors.

**Typical Installation:** To finish the nose edge of stairs fitted with LVT (Luxury Vinyl Tiles).

Supplied undrilled.

DESIGNER  
HOME COLLECTION

### Profile AN20/3 DHC



### AN20/3 DHC ●

**DESIGNER FINISHES FOR DESIGNER FLOORS**

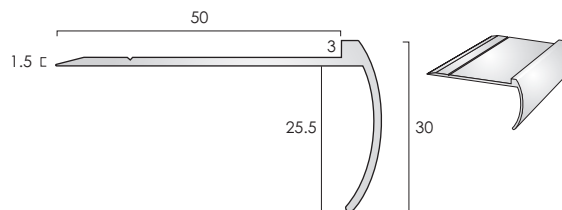
**Choose From:**

Brushed Stainless  
Bright  
Bronze  
Light Bronze  
Pewter  
Onyx  
Designer Satin

Stock Length  
2.750m

DESIGNER  
HOME COLLECTION

### Profile AN21/3 DHC



### AN21/3 DHC ●

**DESIGNER FINISHES FOR DESIGNER FLOORS**

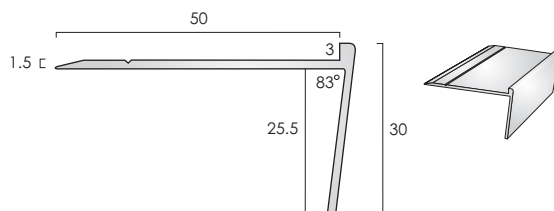
**Choose From:**

Brushed Stainless  
Bright  
Bronze  
Light Bronze  
Pewter  
Onyx  
Designer Satin

Stock Length  
2.750m

DESIGNER  
HOME COLLECTION

### Profile AN20R/3 DHC



### AN20R/3 DHC ●

**DESIGNER FINISHES FOR DESIGNER FLOORS**

**Choose From:**

TSO Brushed Stainless  
TSO Bright  
TSO Bronze  
TSO Light Bronze  
TSO Pewter  
TSO Onyx  
TSO Designer Satin

Stock Length  
2.500m

DHC Designer Finishes:



Designer Home Collection finishes are anodised finishes and shades can vary from batch to batch.

Drilling Availability:


● Undrilled

Fixings not supplied

Drilling is available - 5% charge



TSO TO SPECIAL ORDER

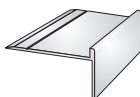
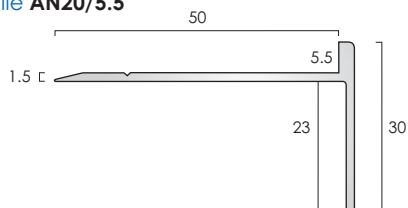


## Aluminium Stair Edge Profiles

**Typical Installation:** To finish the nose edge of stairs fitted with LVT (Luxury Vinyl Tiles).

Supplied undrilled.

### Profile AN20/5.5



#### AN20/5.5 ●

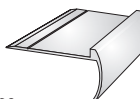
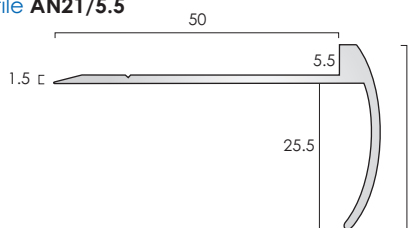
Finishes Available

- TSO Satin Aluminium
- TSO Polished Aluminium

Stock Length

- 2.750m
- 2.750m

### Profile AN21/5.5



#### AN21/5.5 ●

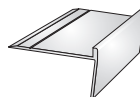
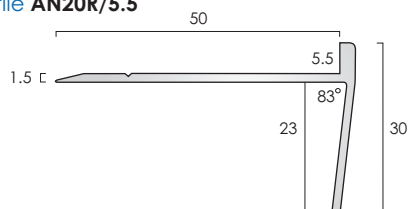
Finishes Available

- TSO Satin Aluminium
- TSO Polished Aluminium

Stock Length

- 2.750m
- 2.750m

### Profile AN20R/5.5



#### AN20R/5.5 ●

Finishes Available

- TSO Satin Aluminium
- TSO Polished Aluminium

Stock Length

- 2.500m
- 2.500m

Finishes:

Satin Aluminium

Polished Aluminium



Drilling Availability:


● Undrilled

Fixings not supplied

Drilling is available - 5% charge



TSO TO SPECIAL ORDER

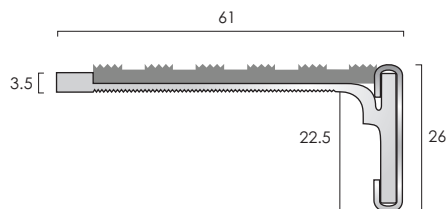


# Aluminium Stair Nosings

With Formed  
Stainless Steel Covers  
& Formed Sections  
For Stone & Ceramics





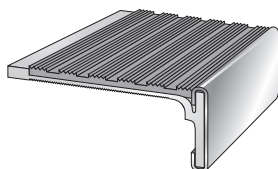


## ALUMINIUM STAIR NOSINGS WITH STAINLESS STEEL COVERS

### SN2SL

SN2SL aluminium stair nosing with a formed stainless steel cover is available with a range of infill options, please see below
















**Typical Installation:** To butt up to 3.5mm flooring.

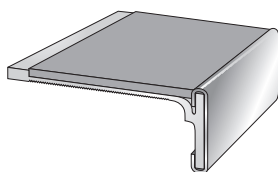


Product Code: **SN2SL PVC Castellated**      
Supplied with a castellated pvc infill available in a range of colours

Finishes Available	Maximum Length
Bright Stainless Steel	2.000m
Brushed Stainless Steel	2.000m

#### Castellated PVC Infill Colours:

Black	
Granite	
Peat	
Spruce	
Claret	
White	
Regency	
Rustic	
Jade	
Port Stone	
Light Grey	
Mid Blue	
Fawn	
Yellow	
Polar Grey	
Flint	
Nimbus	
Ivory	
Poppy	




Product Code: **SN2SL PVC Smooth Textured**      
Supplied with a smooth textured pvc infill available in a range of colours


Finishes Available	Maximum Length
Bright Stainless Steel	2.000m
Brushed Stainless Steel	2.000m

#### Smooth Textured PVC Infill Colours:

Black	
Light Grey	
Polar Grey	
Port Stone	

other colours  
available subject  
to quantity



Product Code: **SN2SL OLYMPIC GRIP**    
Supplied with a carborundum infill for use in medium traffic areas  
including external installations

Finishes Available	Maximum Length
Bright Stainless Steel	2.000m
Brushed Stainless Steel	2.000m

#### Olympic Grip Infill Colour:

Black	
-------	---





#### Finishes:

Bright Stainless Steel

Brushed Stainless Steel



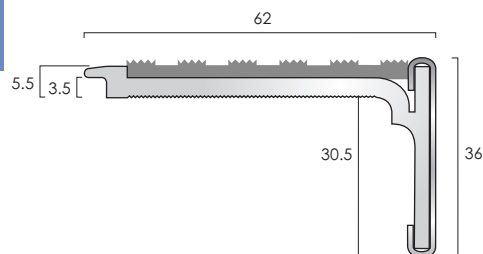
#### Drilling Availability:

-  Drilled retro fit infill
-  Drilled for countersunk screws
-  Drilled for concealing plugs
-  Undrilled

Screw size 8.  
Fixings not supplied.  
Drilling is available - 5% charge.



 TO SPECIAL ORDER

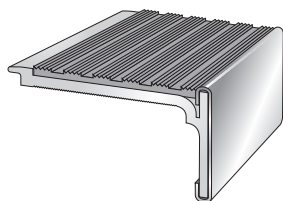


## ALUMINIUM STAIR NOSINGS WITH STAINLESS STEEL COVERS

### SN5 TSO

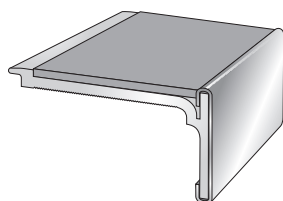
SN5 aluminium stair nosing with a formed stainless steel cover is available with a range of infill options, please see below

**Typical Installation:** To butt up to 5.5mm flooring, or installed with back edge lip over 3.5mm flooring.



Product Code: **SN5 PVC Castellated** ● ● ● ●  
Supplied with a castellated pvc infill available in a range of colours

Finishes Available	Maximum Length
Bright Stainless Steel	2.000m
Brushed Stainless Steel	2.000m



Product Code: **SN5 PVC Smooth Textured** ● ● ● ●  
Supplied with a smooth textured pvc infill available in a range of colours

Finishes Available	Maximum Length
Bright Stainless Steel	2.000m
Brushed Stainless Steel	2.000m



Product Code: **SN5 OLYMPIC GRIP** ● ●  
Supplied with a carborundum infill for use in medium traffic areas including external installations

Finishes Available	Maximum Length
Bright Stainless Steel	2.000m
Brushed Stainless Steel	2.000m

#### Castellated PVC Infill Colours:

Black	■
Granite	■
Peat	■
Spruce	■
Claret	■
White	■
Regency	■
Rustic	■
Jade	■
Porth Stone	■
Light Grey	■
Mid Blue	■
Fawn	■
Yellow	■
Polar Grey	■
Flint	■
Nimbus	■
Ivory	■
Poppy	■

#### Smooth Textured PVC Infill Colours:

Black	■
Light Grey	■
Polar Grey	■
Porth Stone	■

other colours  
available subject  
to quantity


#### Olympic Grip Infill Colour:

Black	■
-------	---

#### Finishes:

Bright Stainless Steel

Brushed Stainless Steel



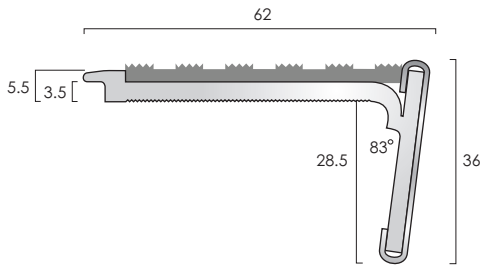
#### Drilling Availability:

- Drilled retro fit infill
- Drilled for countersunk screws
- Drilled for concealing plugs
- Undrilled

Screw size 8.  
Fixings not supplied.  
Drilling is available - 5% charge.



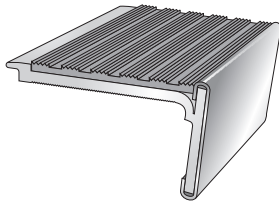
**TSO** TO SPECIAL ORDER



## SN6 TSO

SN6 aluminium stair nosing with a formed stainless steel cover is available with a range of infill options, please see below

**Typical Installation:** To butt up to 5.5mm flooring, or installed with back edge lip over 3.5mm flooring.

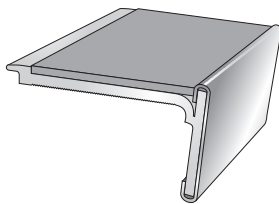


Product Code: **SN6 PVC Castellated** ● ● ● ●  
Supplied with a castellated pvc infill available in a range of colours

Finishes Available	Maximum Length
Bright Stainless Steel	2.000m
Brushed Stainless Steel	2.000m

### Castellated PVC Infill Colours:

Black	
Granite	
Peat	
Spruce	
Claret	
White	
Regency	
Rustic	
Jade	
Port Stone	
Light Grey	
Mid Blue	
Fawn	
Yellow	
Polar Grey	
Flint	
Nimbus	
Ivory	
Poppy	




Product Code: **SN6 PVC Smooth Textured** ● ● ● ●  
Supplied with a smooth textured pvc infill available in a range of colours

Finishes Available	Maximum Length
Bright Stainless Steel	2.000m
Brushed Stainless Steel	2.000m

### Smooth Textured PVC Infill Colours:

Black	
Light Grey	
Polar Grey	
Port Stone	

other colours available subject to quantity



Product Code: **SN6 OLYMPIC GRIP** ● ●  
Supplied with a carbondum infill for use in medium traffic areas including external installations

Finishes Available	Maximum Length
Bright Stainless Steel	2.000m
Brushed Stainless Steel	2.000m


### Olympic Grip Infill Colour:

Black	
-------	--

### Finishes:

Bright Stainless Steel

Brushed Stainless Steel



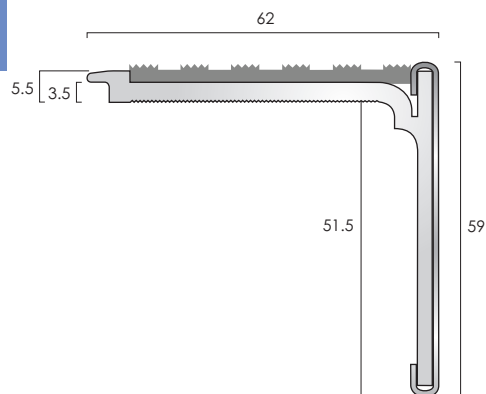
### Drilling Availability:

- Drilled retro fit infill
- Drilled for countersunk screws
- Drilled for concealing plugs
- Undrilled

Screw size 8.  
Fixings not supplied.  
Drilling is available - 5% charge.

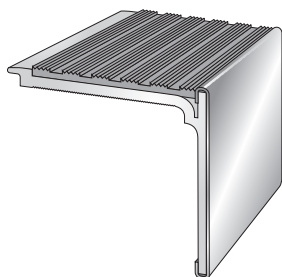


**TSO** TO SPECIAL ORDER

**SN7** TSO

SN7 aluminium stair nosing with a formed stainless steel cover is available with a range of infill options, please see below

**Typical Installation:** To butt up to 5.5mm flooring, or installed with back edge lip over 3.5mm flooring.

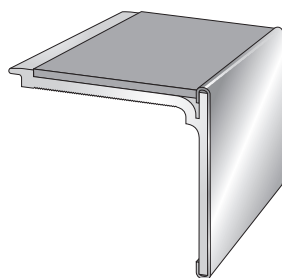


Product Code: **SN7 PVC Castellated** ● ● ● ●  
Supplied with a castellated pvc infill available in a range of colours

Finishes Available	Maximum Length
Bright Stainless Steel	2.000m
Brushed Stainless Steel	2.000m

**Castellated PVC Infill Colours:**

Black	■
Granite	■
Peat	■
Spruce	■
Claret	■
White	■
Regency	■
Rustic	■
Jade	■
Porth Stone	■
Light Grey	■
Mid Blue	■
Fawn	■
Yellow	■
Polar Grey	■
Flint	■
Nimbus	■
Ivory	■
Poppy	■




Product Code: **SN7 PVC Smooth Textured** ● ● ● ●  
Supplied with a smooth textured pvc infill available in a range of colours

Finishes Available	Maximum Length
Bright Stainless Steel	2.000m
Brushed Stainless Steel	2.000m

**Smooth Textured PVC Infill Colours:**

Black	■
Light Grey	■
Polar Grey	■
Porth Stone	■

other colours available subject to quantity



Product Code: **SN7 OLYMPIC GRIP** ● ●  
Supplied with a carborundum infill for use in medium traffic areas including external installations

Finishes Available	Maximum Length
Bright Stainless Steel	2.000m
Brushed Stainless Steel	2.000m


**Olympic Grip Infill Colour:**

Black	■
-------	---

**Finishes:**

Bright Stainless Steel

Brushed Stainless Steel

**Drilling Availability:**


- Drilled retro fit infill
- Drilled for countersunk screws
- Drilled for concealing plugs
- Undrilled

Screw size 8.  
Fixings not supplied.  
Drilling is available - 5% charge.



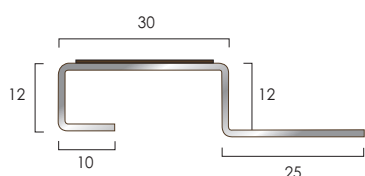
TSO TO SPECIAL ORDER





## Stair Nosings For Stone & Ceramics TSO

**Typical Installation:** To define and provide slip resistance to the edge of stair treads fitted with stone or ceramics.



### Profile **TE30/S** ●

Supplied with black \*Olympic Grip on the tread surface

#### Finishes Available

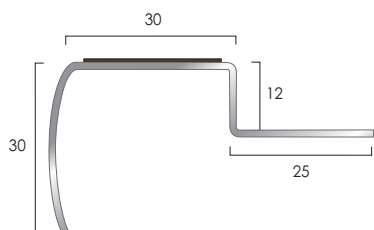

Bright Stainless Steel  
Brushed Stainless Steel

#### Stock Length

2.000m  
2.000m

#### Olympic Grip Infill Colour:

Black



### Profile **TEN30/S** ●

Supplied with black \*Olympic Grip on the tread surface

#### Finishes Available

Bright Stainless Steel  
Brushed Stainless Steel

#### Stock Length


2.000m  
2.000m

\*Olympic Grip is a self adhesive vinyl tape incorporating aluminium oxide grit to the walking surface which provides proven slip resistance in dry and wet environments.

#### Finishes:

Bright Stainless Steel

Brushed Stainless Steel



#### Drilling Availability:

- Drilled retro fit infill
- Drilled for countersunk screws
- Drilled for concealing plugs
- Undrilled


Screw size 8.

Fixings not supplied.

Drilling is available - 5% charge.




**TSO** TO SPECIAL ORDER



# Bespoke Aluminium Chequer Plate Stair Treads & Stair Nosings



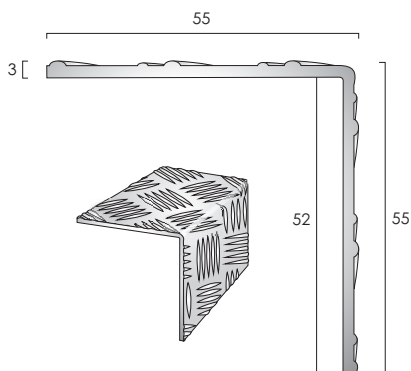
Complete stair tread and riser sections. Made to special order.



## Aluminium Chequer Plate Stair Nosings

**Typical Installation:** Heavy traffic and high-tech environments.  
Other sizes available to special order, subject to value.

### Profile ANCP/55/55

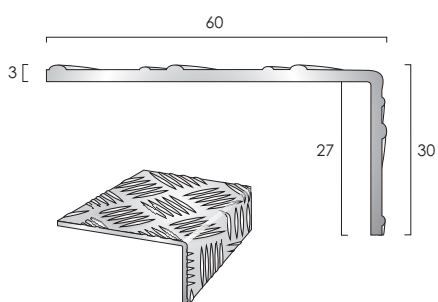


### ANCP/55/55 ●

**Finishes Available**  
Mill Aluminium

**Maximum Length**  
2.500m

### Profile ANCP/60/30

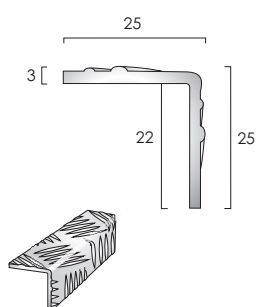


### ANCP/60/30 ●

**Finishes Available**  
Mill Aluminium

**Maximum Length**  
2.500m

### Profile ANCP/25/25



### ANCP/25/25 ●

**Finishes Available**  
Mill Aluminium

**Maximum Length**  
2.500m

Finish:

Mill Aluminium



Drilling Availability:

● Undrilled

Screw size 8.  
Fixings not supplied.  
Drilling is available - 5% charge.





### Solid Brass Stair Nosings With Inserts



Polished brass stair nosings with PVC infills installed into the Victoria Palace Theatre





# Brass Stair Nosings Quick Reference Guide

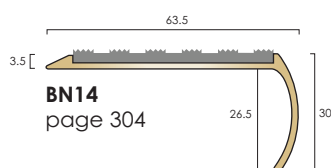
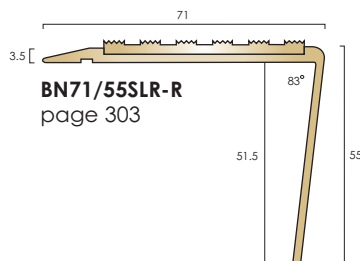
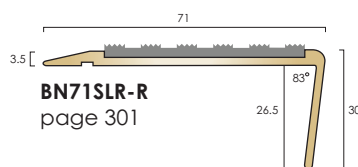
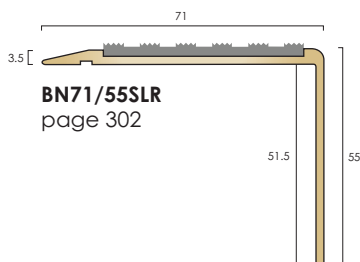
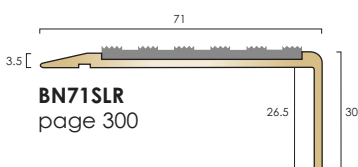
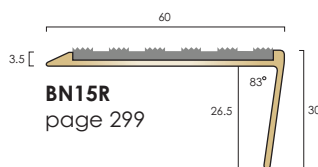
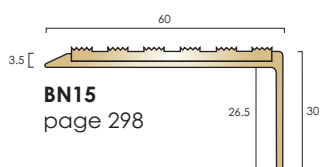
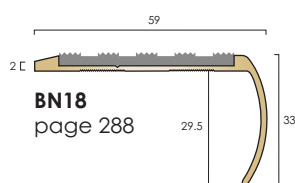
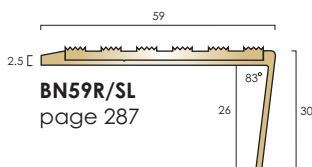
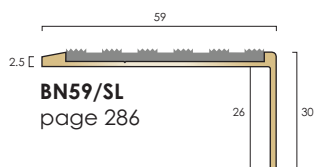




## Quick Reference Guide Brass Stair Nosings With Inserts


### 2mm, 2.5mm gauge and ramp tread profiles

Typically installed where the stairs have no surface floor covering or with resilient floor coverings such as Bolon.  
Also popular with Amtico/Karndean and rubber floor coverings from Nora.



### Infill Options:

For Interior Applications:



Castellated PVC

SRV: PTV Dry 85  
PTV Wet 76

Colours:	LRV:
Black	4.25
Granite	7.02
Peat	5.88
Spruce	6.38
Claret	5.83
White	84.22
Regency	5.16
Rustic	5.52
Jade	7.33
Porth Stone	52.91
Light Grey	12.33
Mid Blue	6.53
Fawn	11.27
Yellow	54.91
Polar Grey	42.53
Flint	11.27
Nimbus	4.77
Ivory	37.42
Poppy	10.01



BT149.5 Castellated Brass Tread Insert

SRV: PTV Dry 82  
PTV Wet 54

Finishes:	LRV:
Polished	71.45
Satin	59.55
Antique Brass	29.55
Antique Bronze	9.15

For Interior & Exterior Applications:



Olympic Grip

SRV: Dry 102 TRL  
Wet 71 TRL

Colour:	LRV:
Black	4.85



Carborundum

SRV: PTV Dry 92  
PTV Wet 96

Colours:	LRV:
Black	4.76
Yellow	47.07
White	58.45


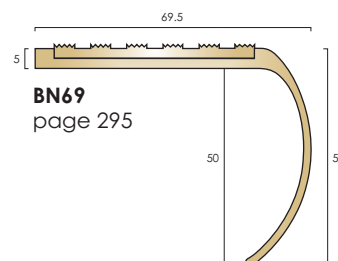
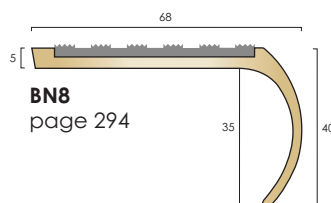
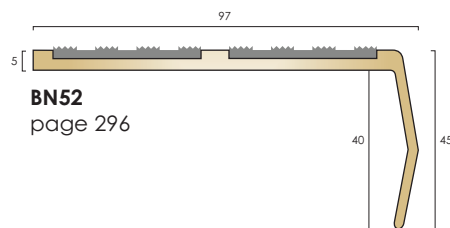
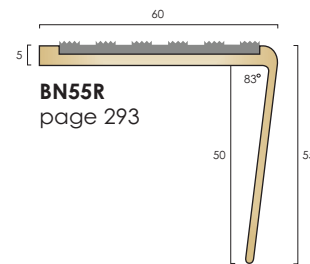
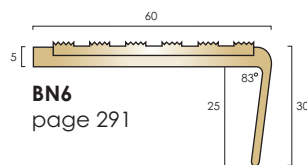
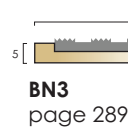
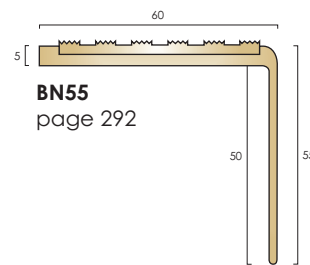
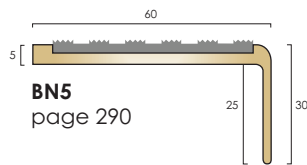
Profiles shown approximately 1:2 scale. Infill colours and finishes are for representation only.



## Quick Reference Guide Brass Stair Nosings With Inserts


### 5mm gauge profiles

Typically installed with carpet or resilient flooring. For Broadloom installations, such as Brinton's, our BNE Nap Detail is recommended. For retro fit on timber and stone stair and stairs fitted with hard flooring, our BNFE30 ramp profile is recommended.



### Infill Options:


For Interior Applications:



Castellated PVC

SRV: PTV Dry 85  
PTV Wet 76

Colours:	LRV:
Black	4.25
Granite	7.02
Peat	5.88
Spruce	6.38
Claret	5.83
White	84.22
Regency	5.16
Rustic	5.52
Jade	7.33
Porth Stone	52.91
Light Grey	12.33
Mid Blue	6.53
Fawn	11.27
Yellow	54.91
Polar Grey	42.53
Flint	11.27
Nimbus	4.77
Ivory	37.42
Poppy	10.01



BTI49.5 Castellated Brass Tread Insert

SRV: PTV Dry 82  
PTV Wet 54

Finishes:	LRV:
Polished	71.45
Satin	59.55
Antique Brass	29.55
Antique Bronze	9.15

For Interior & Exterior Applications:



Olympic Grip

SRV: Dry 102 TRL  
Wet 71 TRL

Colour:	LRV:
Black	4.85



Carborundum

SRV: PTV Dry 92  
PTV Wet 96

Colours:	LRV:
Black	4.76
Yellow	47.07
White	58.45

Profiles shown approximately 1:2 scale. Infill colours and finishes are for representation only.



## Quick Reference Guide

### Brass Stair Nosings With Ribbed Treads

#### 2mm, 4.6mm gauge and ramp tread profiles

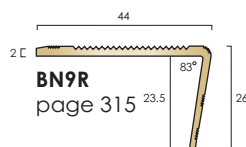
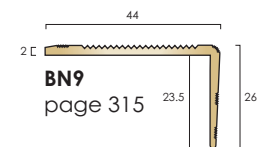
2mm gauge typically installed with resilient floor coverings, such as Bolon.

4.6mm gauge typically installed with resilient flooring such as Amtico/Karndean.

When installing with broadloom carpets such as Brinton's, our BNE Nap Detail is recommended.

For retro fit where stairs have no surface covering or have existing resilient flooring, our BNFE30 Ramp Detail is recommended.

Ramp tread profiles typically installed with resilient flooring and where stairs have no surface floor covering.



#### Finishes Available:


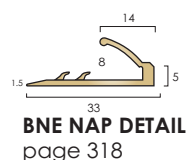
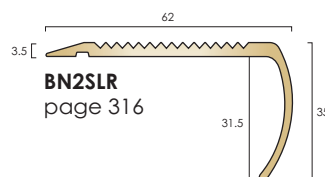
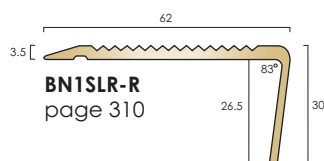
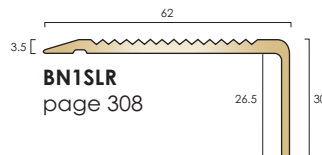
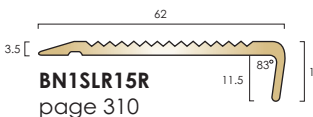
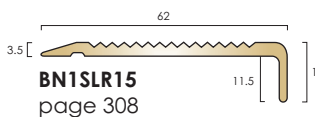
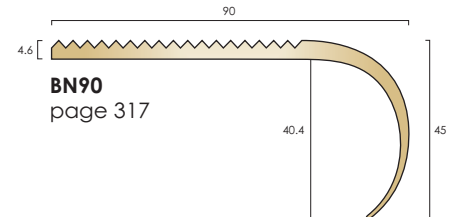
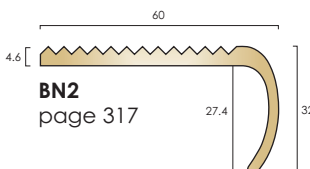
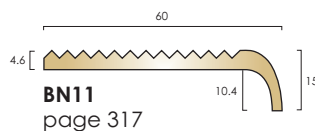
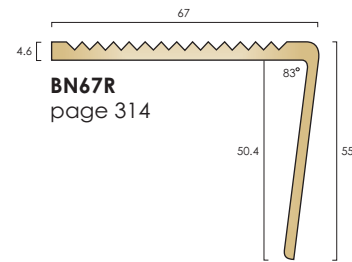
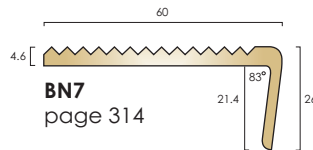
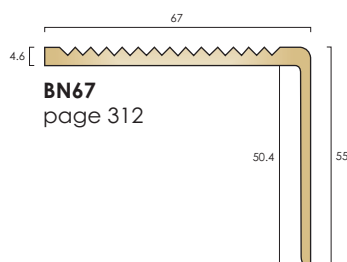
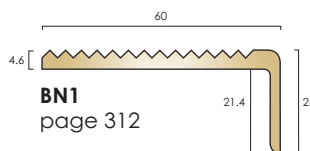
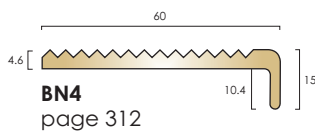


Ribbed Tread

SRV: PTV Dry 73  
PTV Wet 45

LRV:

Polished		71.45
Satin		59.55
Antique Brass		29.55
Antique Bronze		9.15



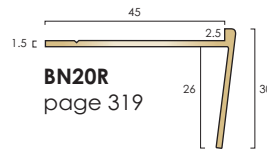

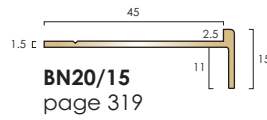
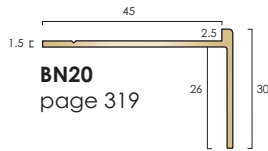
Profiles shown approximately 1:2 scale. Finishes shown for representation only.





## Quick Reference Guide Brass LVT Stair Edge Profiles

Commonly used with popular LVT ranges such as Amtico or Karndean within a domestic installation.



### Finishes Available:

		LRV:
Polished		71.45
Satin		59.55
Antique Brass		29.55
Antique Bronze		9.15



Profiles shown approximately 1:2 scale. Finishes shown for representation only.




## Solid Brass Stair Nosings With Inserts




BN55 Satin Brass with BTI49.5 Antique Bronze Insert

## EXAMPLES COMBINATIONS OF SOLID BRASS STAIR NOSINGS WITH BTI49.5 TREAD INSERT

BTI49.5 tread inserts increase the freedom of design when specifying contrasting finishes to the main nosing profile and are compatible with C.A.T. brass stair nosings that have a 50mm tread infill pocket



Stair Nosing Profile BN55 - Polished Brass  
Tread Insert BTI 49.5 - Antique Brass




Stair Nosing Profile BN8 - Polished Brass  
Tread Insert BTI 49.5 - Satin Brass



Stair Nosing Profile BN55 - Satin Brass  
Tread Insert BTI 49.5 - Antique Bronze



Stair Nosing Profile BN8 - Satin Brass  
Tread Insert BTI 49.5 - Polished Brass

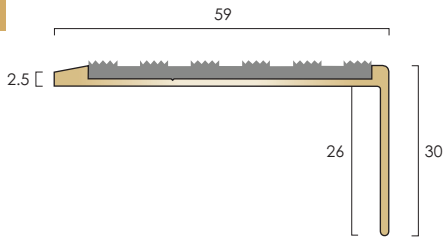


Stair Nosing Profile BN14 - Antique Bronze  
Tread Insert BTI 49.5 - Antique Bronze



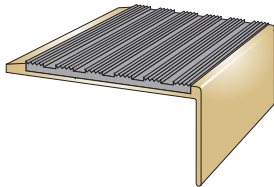
Stair Nosing Profile BN8 - Polished Brass  
Tread Insert BTI 49.5 - Polished Brass



**BN59/SL**

**Typical Installation:** To butt up to laminates, LVT, vinyl, lino.

Stringer trims also available to suit.



Product Code: **BN59/SL PVC Castellated** ● ● ● ●  
Supplied with a castellated pvc infill available in a range of colours

**Finishes Available**

Polished Brass

Satin Brass

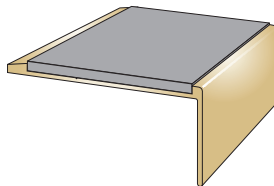
**TSO** Antique Brass**TSO** Antique Bronze**Maximum Length**

3.200m

2.700m

2.700m

2.700m



Product Code: **BN59/SL PVC Smooth Textured** ● ● ● ●  
Supplied with a smooth textured pvc infill available in four colour options

**Finishes Available**

Polished Brass

Satin Brass

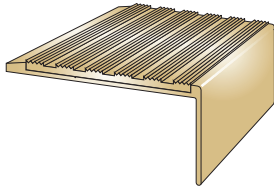
**TSO** Antique Brass**TSO** Antique Bronze**Maximum Length**

3.200m

2.700m

2.700m

2.700m



Product Code: **BN59/SL / BTI49.5 Insert** ● ●  
Supplied with solid brass castellated insert to allow for a fixing free all brass installation. Insert finish can be different to stair nosing finish.

**Finishes Available**

Polished Brass

Satin Brass


**TSO** Antique Brass**TSO** Antique Bronze**Maximum Length**

3.200m

2.700m

2.700m

2.700m



Product Code: **BN59/SL OLYMPIC GRIP** ● ●  
Supplied with a carborundum infill for use in medium traffic areas including external installations

**Finishes Available**

Polished Brass

Satin Brass

**TSO** Antique Brass**TSO** Antique Bronze**Maximum Length**

3.200m

2.700m

2.700m

2.700m

**Castellated PVC Infill Colours:**

Black	
Granite	
Peat	
Spruce	
Claret	
White	
Regency	
Rustic	
Jade	
Porth Stone	
Light Grey	
Mid Blue	
Fawn	
Yellow	
Polar Grey	
Flint	
Nimbus	
Ivory	
Poppy	

**BTI49.5 Finishes**

Polished	
Satin	
Antique Brass	
Antique Bronze	

**Smooth Textured PVC Infill Colours:**

Black	
Light Grey	
Polar Grey	
Porth Stone	

other colours available subject to quantity

**Olympic Grip Infill Colour:**

Black	
-------	--

**Finishes:**

Polished Brass

Satin Brass

Antique Brass

Antique Bronze



**TSO** TO SPECIAL ORDER

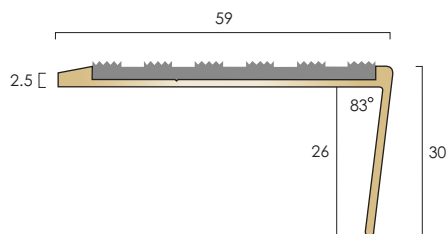
**Drilling Availability:**

- Drilled retro fit infill
- Drilled for countersunk screws
- Drilled for concealing plugs
- Undrilled

Screw size 6.  
Fixings not supplied.  
Drilling is available - 5% charge.



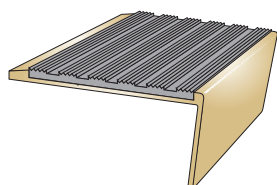




## BN59R/SL

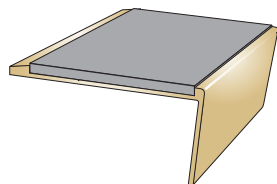
**Typical Installation:** To butt up to laminates, LVT, vinyl, lino.

Stringer trims also available to suit.



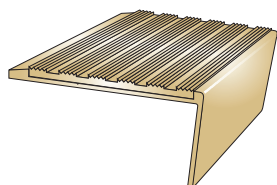
Product Code: **BN59R/SL PVC Castellated** ● ● ● ●  
Supplied with a castellated pvc infill available in a range of colours

Finishes Available	Maximum Length
Polished Brass	2.500m
Satin Brass	2.500m
<b>TSO</b> Antique Brass	2.500m
<b>TSO</b> Antique Bronze	2.500m




Product Code: **BN59R/SL PVC Smooth Textured** ● ● ● ●  
Supplied with a smooth textured pvc infill available in four colour options

Finishes Available	Maximum Length
Polished Brass	2.500m
Satin Brass	2.500m
<b>TSO</b> Antique Brass	2.500m
<b>TSO</b> Antique Bronze	2.500m



Product Code: **BN59R/SL / BTI49.5 Insert** ● ●  
Supplied with solid brass castellated insert to allow for a fixing free all brass installation. Insert finish can be different to stair nosing finish.

Finishes Available	Maximum Length
Polished Brass	2.500m
Satin Brass	2.500m
<b>TSO</b> Antique Brass	2.500m
<b>TSO</b> Antique Bronze	2.500m



Product Code: **BN59R/SL OLYMPIC GRIP** ● ●  
Supplied with a carborundum infill for use in medium traffic areas including external installations

Finishes Available	Maximum Length
Polished Brass	2.500m
Satin Brass	2.500m
<b>TSO</b> Antique Brass	2.500m
<b>TSO</b> Antique Bronze	2.500m

### Castellated PVC Infill Colours:

Black	■
Granite	■
Peat	■
Spruce	■
Claret	■
White	■
Regency	■
Rustic	■
Jade	■
Porth Stone	■
Light Grey	■
Mid Blue	■
Fawn	■
Yellow	■
Polar Grey	■
Flint	■
Nimbus	■
Ivory	■
Poppy	■

### BTI49.5 Finishes

Polished	■
Satin	■
Antique Brass	■
Antique Bronze	■

### Smooth Textured PVC Infill Colours:

Black	■
Light Grey	■
Polar Grey	■
Porth Stone	■

other colours available subject to quantity

### Olympic Grip Infill Colour:

Black	■
-------	---

### Finishes:

Polished Brass



Satin Brass



Antique Brass



Antique Bronze



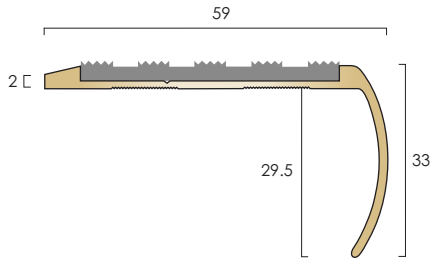
**TSO** TO SPECIAL ORDER

### Drilling Availability:

- Drilled retro fit infill
- Drilled for countersunk screws
- Drilled for concealing plugs
- Undrilled


Screw size 6.  
Fixings not supplied.  
Drilling is available - 5% charge.





## BN18

**Typical Installation:** To finish the nose edge of stone and timber stairs and stairs fitted with ceramics or hard flooring, e.g. laminates, LVT, vinyl, lino.



Product Code: **BN18 PVC Castellated** ● ● ● ● ●

Supplied with a castellated pvc infill available in a range of colours

### Finishes Available

Polished Brass

Satin Brass

**TSO** Antique Brass

**TSO** Antique Bronze

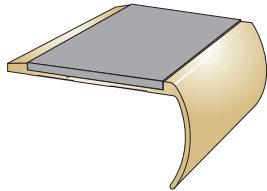
### Maximum Length

3.200m

2.700m

2.700m

2.700m



Product Code: **BN18 PVC Smooth Textured** ● ● ● ● ●

Supplied with a smooth textured pvc infill available in four colour options

### Finishes Available

Polished Brass

Satin Brass

**TSO** Antique Brass

**TSO** Antique Bronze

### Maximum Length

3.200m

2.700m

2.700m

2.700m

### Castellated PVC Infill Colours:

Black	■
Granite	■
Peat	■
Spruce	■
Claret	■
White	■
Regency	■
Rustic	■
Jade	■
Porth Stone	■
Light Grey	■
Mid Blue	■
Fawn	■
Yellow	■
Polar Grey	■
Flint	■
Nimbus	■
Ivory	■
Poppy	■

### Smooth Textured PVC Infill Colours:

Black	■
Light Grey	■
Polar Grey	■
Porth Stone	■

other colours available subject to quantity

### Finishes:

Polished Brass



Satin Brass



Antique Brass



Antique Bronze



**TSO** TO SPECIAL ORDER

### Drilling Availability:

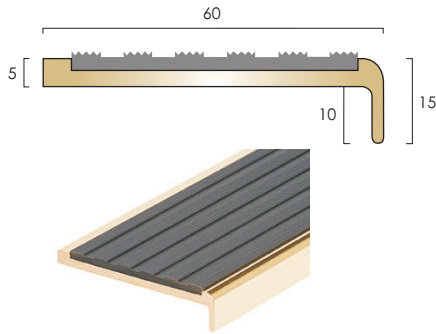
- Drilled retro fit infill
- Drilled for countersunk screws
- Drilled for concealing plugs
- Undrilled

Screw size 6.

Fixings not supplied.

Drilling is available - 5% charge.

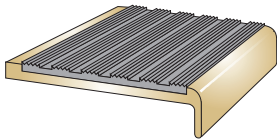




## BN3

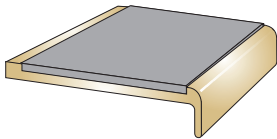
**Typical Installation:** To butt up to flooring, or installed with BNE brass nap lock profile for carpet installations and BNFE30 ramp profile for retro fit installations.

Stringer trims available to suit.




Product Code: **BN3 PVC Castellated** ● ● ● ●  
Supplied with a castellated pvc infill available in a range of colours

Finishes Available	Maximum Length
Polished Brass	3.200m
Satin Brass	2.700m
<b>TSO</b> Antique Brass	2.700m
<b>TSO</b> Antique Bronze	2.700m




Product Code: **BN3 PVC Smooth Textured** ● ● ● ●  
Supplied with a smooth textured pvc infill available in four colour options

Finishes Available	Maximum Length
Polished Brass	3.200m
Satin Brass	2.700m
<b>TSO</b> Antique Brass	2.700m
<b>TSO</b> Antique Bronze	2.700m



Product Code: **BN3 / BTI49.5 Insert** ● ●  
Supplied with solid brass castellated insert to allow for a fixing free all brass installation. Insert finish can be different to stair nosing finish.

Finishes Available	Maximum Length
Polished Brass	3.200m
Satin Brass	2.700m
<b>TSO</b> Antique Brass	2.700m
<b>TSO</b> Antique Bronze	2.700m



Product Code: **BN3 OLYMPIC GRIP** ● ●  
Supplied with a carborundum infill for use in medium traffic areas including external installations

Finishes Available	Maximum Length
Polished Brass	3.200m
Satin Brass	2.700m
<b>TSO</b> Antique Brass	2.700m
<b>TSO</b> Antique Bronze	2.700m

### Castellated PVC Infill Colours:

Black	■
Granite	■
Peat	■
Spruce	■
Claret	■
White	■
Regency	■
Rustic	■
Jade	■
Porth Stone	■
Light Grey	■
Mid Blue	■
Fawn	■
Yellow	■
Polar Grey	■
Flint	■
Nimbus	■
Ivory	■
Poppy	■

### BTI49.5 Finishes

Polished	■
Satin	■
Antique Brass	■
Antique Bronze	■

### Smooth Textured PVC Infill Colours:

Black	■
Light Grey	■
Polar Grey	■
Porth Stone	■

other colours available subject to quantity

### Olympic Grip Infill Colour:

Black	■
-------	---

### Finishes:

Polished Brass



Satin Brass



Antique Brass



Antique Bronze



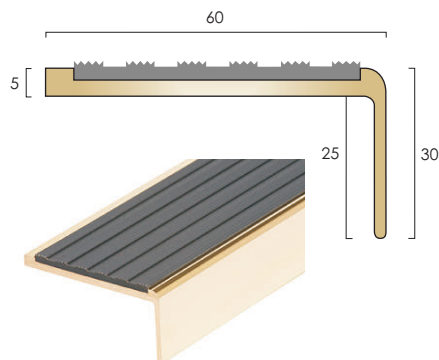
**TSO** TO SPECIAL ORDER

### Drilling Availability:

- Drilled retro fit infill
- Drilled for countersunk screws
- Drilled for concealing plugs
- Undrilled

Screw size 8.  
Fixings not supplied.  
Drilling is available - 5% charge.

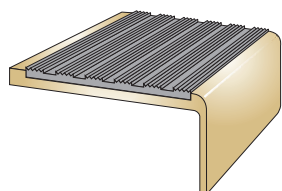




## BN5

**Typical Installation:** To butt up to flooring, or installed with BNE brass nap lock profile for carpet installations and BNFE30 ramp profile for retro fit installations.

Stringer trims available to suit.

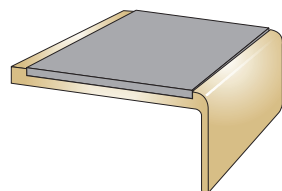


Product Code: **BN5 PVC Castellated** ● ● ● ●  
Supplied with a castellated pvc infill available in a range of colours

Finishes Available	Maximum Length
Polished Brass	3.200m
<b>TSO</b> Satin Brass	2.700m
<b>TSO</b> Antique Brass	2.700m
<b>TSO</b> Antique Bronze	2.700m

### Castellated PVC Infill Colours:

Black	■
Granite	■
Peat	■
Spruce	■
Claret	■
White	■
Regency	■
Rustic	■
Jade	■
Port Stone	■
Light Grey	■
Mid Blue	■
Fawn	■
Yellow	■
Polar Grey	■
Flint	■
Nimbus	■
Ivory	■
Poppy	■



Product Code: **BN5 PVC Smooth Textured** ● ● ● ●  
Supplied with a smooth textured pvc infill available in four colour options

Finishes Available	Maximum Length
Polished Brass	3.200m
<b>TSO</b> Satin Brass	2.700m
<b>TSO</b> Antique Brass	2.700m
<b>TSO</b> Antique Bronze	2.700m

### BTI49.5 Finishes

Polished	■
Satin	■
Antique Brass	■
Antique Bronze	■

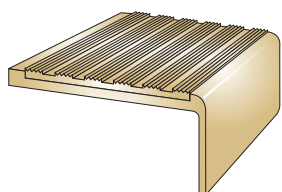
### Smooth Textured PVC Infill Colours:

Black	■
Light Grey	■
Polar Grey	■
Port Stone	■

other colours available subject to quantity


### Olympic Grip Infill Colour:

Black	■
-------	---



Product Code: **BN5 / BTI49.5 Insert** ● ●  
Supplied with solid brass castellated insert to allow for a fixing free all brass installation. Insert finish can be different to stair nosing finish.

Finishes Available	Maximum Length
Polished Brass	3.200m
<b>TSO</b> Satin Brass	2.700m
<b>TSO</b> Antique Brass	2.700m
<b>TSO</b> Antique Bronze	2.700m



Product Code: **BN5 OLYMPIC GRIP** ● ●  
Supplied with a carborundum infill for use in medium traffic areas including external installations

Finishes Available	Maximum Length
Polished Brass	3.200m
<b>TSO</b> Satin Brass	2.700m
<b>TSO</b> Antique Brass	2.700m
<b>TSO</b> Antique Bronze	2.700m

### Finishes:

Polished Brass



Satin Brass



Antique Brass



Antique Bronze



**TSO** TO SPECIAL ORDER

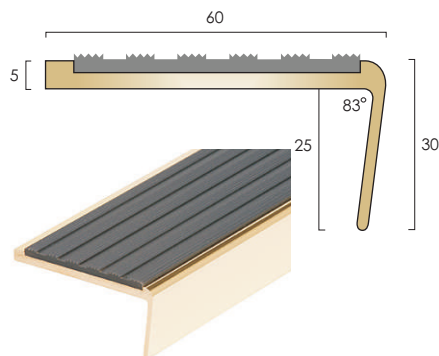
### Drilling Availability:

- Drilled retro fit infill
- Drilled for countersunk screws
- Drilled for concealing plugs
- Undrilled

Screw size 8.  
Fixings not supplied.  
Drilling is available - 5% charge.



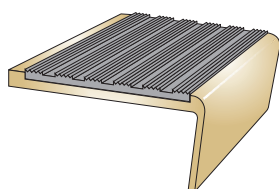




## BN6

**Typical Installation:** To butt up to flooring, or installed with BNE brass nap lock profile for carpet installations and BNFE30 ramp profile for retro fit installations.

Stringer trims available to suit.

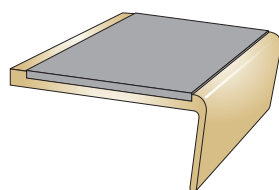


Product Code: **BN6 PVC Castellated** ● ● ● ●  
Supplied with a castellated pvc infill available in a range of colours

Finishes Available	Maximum Length
Polished Brass	3.200m
Satin Brass	2.700m
Antique Brass	2.700m
Antique Bronze	2.700m

### Castellated PVC Infill Colours:

Black	
Granite	
Peat	
Spruce	
Claret	
White	
Regency	
Rustic	
Jade	
Porth Stone	
Light Grey	
Mid Blue	
Fawn	
Yellow	
Polar Grey	
Flint	
Nimbus	
Ivory	
Poppy	



Product Code: **BN6 PVC Smooth Textured** ● ● ● ●  
Supplied with a smooth textured pvc infill available in four colour options

Finishes Available	Maximum Length
Polished Brass	3.200m
Satin Brass	2.700m
Antique Brass	2.700m
Antique Bronze	2.700m

### BTI49.5 Finishes

Polished	
Satin	
Antique Brass	
Antique Bronze	

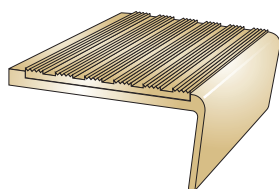
### Smooth Textured PVC Infill Colours:

Black	
Light Grey	
Polar Grey	
Porth Stone	

other colours available subject to quantity


### Olympic Grip Infill Colour:

Black	
-------	--



Product Code: **BN6 / BTI49.5 Insert** ● ●  
Supplied with solid brass castellated insert to allow for a fixing free all brass installation. Insert finish can be different to stair nosing finish.

Finishes Available	Maximum Length
Polished Brass	3.200m
Satin Brass	2.700m
Antique Brass	2.700m
Antique Bronze	2.700m



Product Code: **BN6 OLYMPIC GRIP** ● ●  
Supplied with a carborundum infill for use in medium traffic areas including external installations

Finishes Available	Maximum Length
Polished Brass	3.200m
Satin Brass	2.700m
Antique Brass	2.700m
Antique Bronze	2.700m

### Finishes:

Polished Brass



Satin Brass



Antique Brass



Antique Bronze



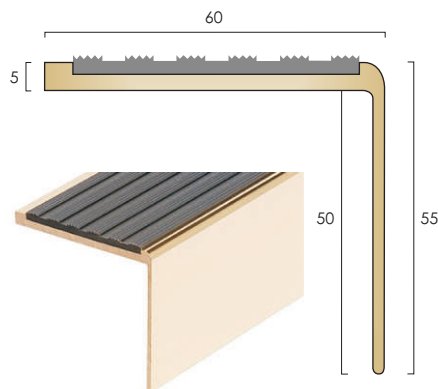
TO SPECIAL ORDER

### Drilling Availability:

- Drilled retro fit infill
- Drilled for countersunk screws
- Drilled for concealing plugs
- Undrilled

Screw size 8.  
Fixings not supplied.  
Drilling is available - 5% charge.

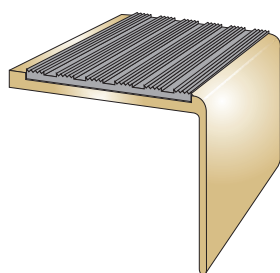




## BN55

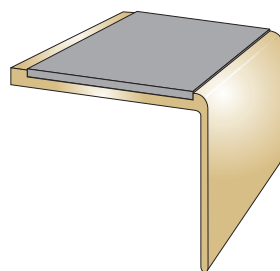
**Typical Installation:** To butt up to flooring, or installed with BNE brass nap lock profile for carpet installations and BNFE30 ramp profile for retro fit installations.

Stringer trims available to suit.



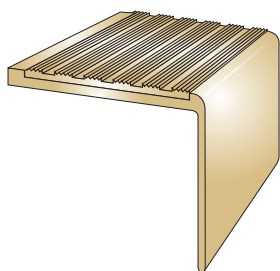
Product Code: **BN55 PVC Castellated** ● ● ● ●  
Supplied with a castellated pvc infill available in a range of colours

Finishes Available	Maximum Length
Polished Brass	3.200m
Satin Brass	2.700m
TSO Antique Brass	2.700m
TSO Antique Bronze	2.700m




Product Code: **BN55 PVC Smooth Textured** ● ● ● ●  
Supplied with a smooth textured pvc infill available in four colour options

Finishes Available	Maximum Length
Polished Brass	3.200m
TSO Satin Brass	2.700m
TSO Antique Brass	2.700m
TSO Antique Bronze	2.700m



Product Code: **BN55 / BTI49.5 Insert** ● ●  
Supplied with solid brass castellated insert to allow for a fixing free all brass installation. Insert finish can be different to stair nosing finish.

Finishes Available	Maximum Length
Polished Brass	3.200m
TSO Satin Brass	2.700m
TSO Antique Brass	2.700m
TSO Antique Bronze	2.700m



Product Code: **BN55 OLYMPIC GRIP** ● ●  
Supplied with a carbundum infill for use in medium traffic areas including external installations

Finishes Available	Maximum Length
Polished Brass	3.200m
TSO Satin Brass	2.700m
TSO Antique Brass	2.700m
TSO Antique Bronze	2.700m

### Castellated PVC Infill Colours:

Black	■
Granite	■
Peat	■
Spruce	■
Claret	■
White	■
Regency	■
Rustic	■
Jade	■
Porth Stone	■
Light Grey	■
Mid Blue	■
Fawn	■
Yellow	■
Polar Grey	■
Flint	■
Nimbus	■
Ivory	■
Poppy	■

### BTI49.5 Finishes

Polished	■
Satin	■
Antique Brass	■
Antique Bronze	■

### Smooth Textured PVC Infill Colours:

Black	■
Light Grey	■
Polar Grey	■
Porth Stone	■

other colours available subject to quantity

### Olympic Grip Infill Colour:

Black	■
-------	---

### Finishes:

Polished Brass



Satin Brass



Antique Brass



Antique Bronze



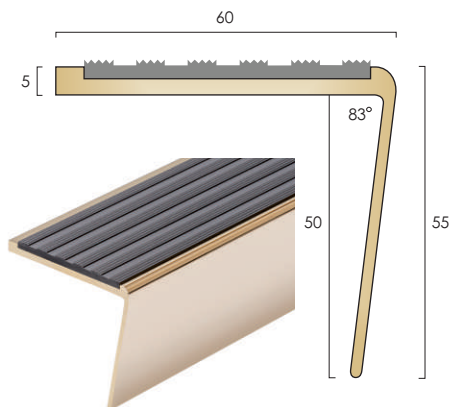
TSO TO SPECIAL ORDER

### Drilling Availability:

- Drilled retro fit infill
- Drilled for countersunk screws
- Drilled for concealing plugs
- Undrilled

Screw size 8.  
Fixings not supplied.  
Drilling is available - 5% charge.





## BN55R

**Typical Installation:** To butt up to flooring, or installed with BNE brass nap lock profile for carpet installations

Stringer trims available to suit.

Product Code: **BN55R PVC Castellated** ● ● ● ●

Supplied with a castellated pvc infill available in a range of colours

### Finishes Available

### Maximum Length

Polished Brass	2.500m
TSO Satin Brass	2.500m
TSO Antique Brass	2.500m
TSO Antique Bronze	2.500m

Product Code: **BN55R PVC Smooth Textured** ● ● ● ●

Supplied with a smooth textured pvc infill available in four colour options

### Finishes Available

### Maximum Length

Polished Brass	2.500m
TSO Satin Brass	2.500m
TSO Antique Brass	2.500m
TSO Antique Bronze	2.500m

Product Code: **BN55R / BTI49.5 Insert** ● ●

Supplied with solid brass castellated insert to allow for a fixing free all brass installation. Insert finish can be different to stair nosing finish.

### Finishes Available

### Maximum Length

Polished Brass	2.500m
TSO Satin Brass	2.500m
TSO Antique Brass	2.500m
TSO Antique Bronze	2.500m

Product Code: **BN55R OLYMPIC GRIP** ● ●

Supplied with a carborundum infill for use in medium traffic areas including external installations

### Finishes Available

### Maximum Length

Polished Brass	2.500m
TSO Satin Brass	2.500m
TSO Antique Brass	2.500m
TSO Antique Bronze	2.500m

### Castellated PVC Infill Colours:

Black	
Granite	
Peat	
Spruce	
Claret	
White	
Regency	
Rustic	
Jade	
Porth Stone	
Light Grey	
Mid Blue	
Fawn	
Yellow	
Polar Grey	
Flint	
Nimbus	
Ivory	
Poppy	

### BTI49.5 Finishes

Polished	
Satin	
Antique Brass	
Antique Bronze	

### Smooth Textured PVC Infill Colours:

Black	
Light Grey	
Polar Grey	
Porth Stone	

other colours available subject to quantity

### Olympic Grip Infill Colour:

Black	
-------	--

### Finishes:

Polished Brass



Satin Brass



Antique Brass



Antique Bronze



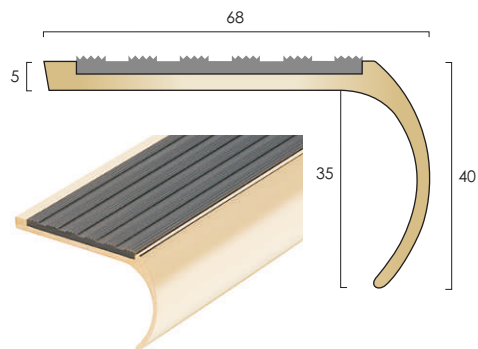
TSO TO SPECIAL ORDER

### Drilling Availability:

- Drilled retro fit infill
- Drilled for countersunk screws
- Drilled for concealing plugs
- Undrilled

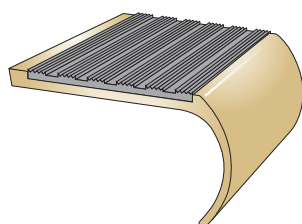
Screw size 8.  
Fixings not supplied.  
Drilling is available - 5% charge.





## BN8

**Typical Installation:** To butt up to flooring, or installed with BNE brass nap lock profile for carpet installations and BNFE30 for retro fit installations.



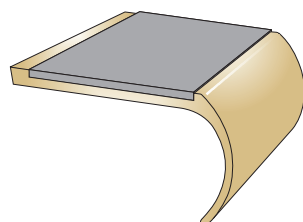
Product Code: **BN8 PVC Castellated** ● ● ● ●  
Supplied with a castellated pvc infill available in a range of colours

Finishes Available	Maximum Length
Polished Brass	3.200m
Satin Brass	2.700m
Antique Brass	2.700m
Antique Bronze	2.700m

TSO

TSO

TSO



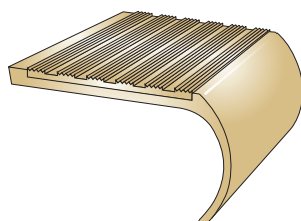
Product Code: **BN8 PVC Smooth Textured** ● ● ● ●  
Supplied with a smooth textured pvc infill available in four colour options

Finishes Available	Maximum Length
Polished Brass	3.200m
Satin Brass	2.700m
Antique Brass	2.700m
Antique Bronze	2.700m

TSO

TSO

TSO




Product Code: **BN8 / BTI49.5 Insert** ● ●  
Supplied with solid brass castellated insert to allow for a fixing free all brass installation. Insert finish can be different to stair nosing finish.

Finishes Available	Maximum Length
Polished Brass	3.200m
Satin Brass	2.700m
Antique Brass	2.700m
Antique Bronze	2.700m

TSO

TSO

TSO



Product Code: **BN8 OLYMPIC GRIP** ● ●  
Supplied with a carborundum infill for use in medium traffic areas including external installations

Finishes Available	Maximum Length
Polished Brass	3.200m
Satin Brass	2.700m
Antique Brass	2.700m
Antique Bronze	2.700m

TSO

TSO

TSO

### Castellated PVC Infill Colours:

Black	■
Granite	■
Peat	■
Spruce	■
Claret	■
White	■
Regency	■
Rustic	■
Jade	■
Porth Stone	■
Light Grey	■
Mid Blue	■
Fawn	■
Yellow	■
Polar Grey	■
Flint	■
Nimbus	■
Ivory	■
Poppy	■

### BTI49.5 Finishes

Polished	■
Satin	■
Antique Brass	■
Antique Bronze	■

### Smooth Textured PVC Infill Colours:

Black	■
Light Grey	■
Polar Grey	■
Porth Stone	■

other colours available subject to quantity

### Olympic Grip Infill Colour:

Black	■
-------	---

### Finishes:

Polished Brass



Satin Brass



Antique Brass



Antique Bronze



TSO TO SPECIAL ORDER

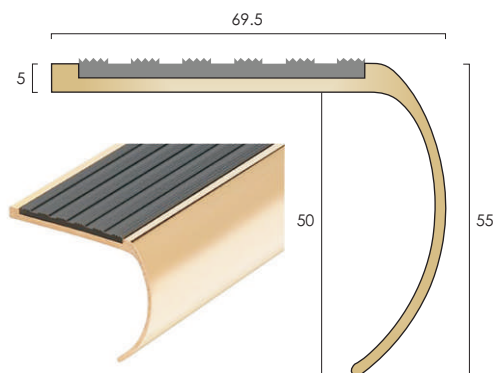
### Drilling Availability:

- Drilled retro fit infill
- Drilled for countersunk screws
- Drilled for concealing plugs
- Undrilled

Screw size 8.  
Fixings not supplied.  
Drilling is available - 5% charge.

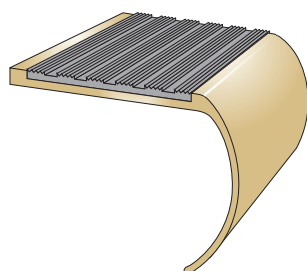






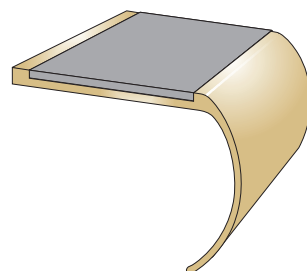
## BN69

**Typical Installation:** To butt up to flooring, or installed with BNE brass nap lock profile for carpet installations and BNFE30 ramp profile for retro fit installations.



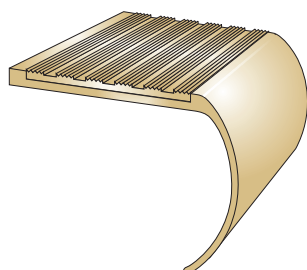
Product Code: **BN69 PVC Castellated** ● ● ● ●  
Supplied with a castellated pvc infill available in a range of colours

Finishes Available	Maximum Length
Polished Brass	3.200m
<span style="background-color: blue; color: white; border-radius: 50%; padding: 2px;">TSO</span> Satin Brass	2.700m
<span style="background-color: blue; color: white; border-radius: 50%; padding: 2px;">TSO</span> Antique Brass	2.700m
<span style="background-color: blue; color: white; border-radius: 50%; padding: 2px;">TSO</span> Antique Bronze	2.700m




Product Code: **BN69 PVC Smooth Textured** ● ● ● ●  
Supplied with a smooth textured pvc infill available in four colour options

Finishes Available	Maximum Length
Polished Brass	3.200m
<span style="background-color: blue; color: white; border-radius: 50%; padding: 2px;">TSO</span> Satin Brass	2.700m
<span style="background-color: blue; color: white; border-radius: 50%; padding: 2px;">TSO</span> Antique Brass	2.700m
<span style="background-color: blue; color: white; border-radius: 50%; padding: 2px;">TSO</span> Antique Bronze	2.700m



Product Code: **BN69 / BTI49.5 Insert** ● ●  
Supplied with solid brass castellated insert to allow for a fixing free all brass installation. Insert finish can be different to stair nosing finish.

Finishes Available	Maximum Length
Polished Brass	3.200m
<span style="background-color: blue; color: white; border-radius: 50%; padding: 2px;">TSO</span> Satin Brass	2.700m
<span style="background-color: blue; color: white; border-radius: 50%; padding: 2px;">TSO</span> Antique Brass	2.700m
<span style="background-color: blue; color: white; border-radius: 50%; padding: 2px;">TSO</span> Antique Bronze	2.700m



Product Code: **BN69 OLYMPIC GRIP** ● ●  
Supplied with a carborundum infill for use in medium traffic areas including external installations

Finishes Available	Maximum Length
Polished Brass	3.200m
<span style="background-color: blue; color: white; border-radius: 50%; padding: 2px;">TSO</span> Satin Brass	2.700m
<span style="background-color: blue; color: white; border-radius: 50%; padding: 2px;">TSO</span> Antique Brass	2.700m
<span style="background-color: blue; color: white; border-radius: 50%; padding: 2px;">TSO</span> Antique Bronze	2.700m

### Castellated PVC Infill Colours:

Black	
Granite	
Peat	
Spruce	
Claret	
White	
Regency	
Rustic	
Jade	
Porth Stone	
Light Grey	
Mid Blue	
Fawn	
Yellow	
Polar Grey	
Flint	
Nimbus	
Ivory	
Poppy	

### BTI49.5 Finishes

Polished	
Satin	
Antique Brass	
Antique Bronze	

### Smooth Textured PVC Infill Colours:

Black	
Light Grey	
Polar Grey	
Porth Stone	

other colours available subject to quantity

### Olympic Grip Infill Colour:

Black	
-------	--

### Finishes:

Polished Brass



Satin Brass



Antique Brass



Antique Bronze


TSO TO SPECIAL ORDER

### Drilling Availability:

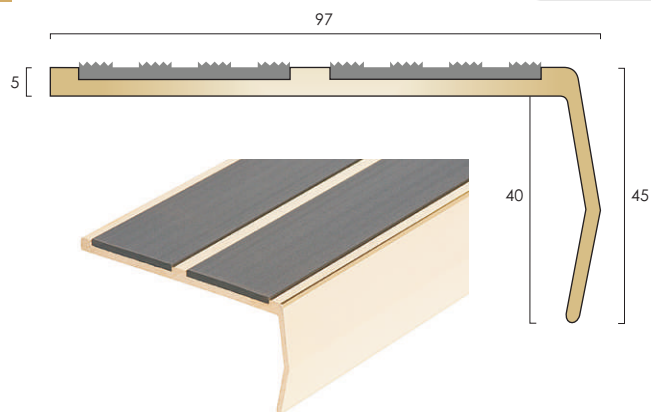
- Drilled retro fit infill
- Drilled for countersunk screws
- Drilled for concealing plugs
- Undrilled

Screw size 8.  
Fixings not supplied.  
Drilling is available - 5% charge.



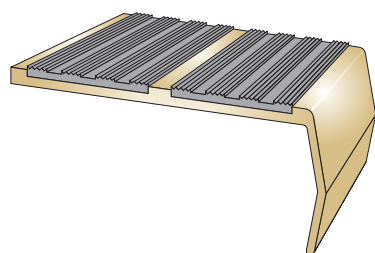


## DOUBLE CHANNEL SOLID BRASS STAIR NOSINGS



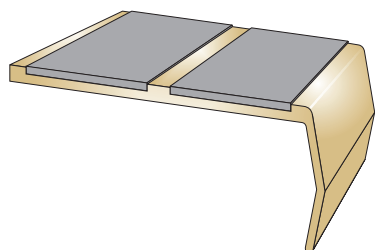
### BN52

**Typical Installation:** To butt up to flooring, or installed with BNE brass nap lock profile for carpet installations and BNFE30 ramp profile for retro fit installations.




Product Code: **BN52 PVC Castellated** ● ● ● ●  
Supplied with a castellated pvc infill available in a range of colours

Finishes Available	Maximum Length
Polished Brass	3.200m
<b>TSO</b> Satin Brass	2.700m
<b>TSO</b> Antique Brass	2.700m
<b>TSO</b> Antique Bronze	2.700m



Product Code: **BN52 PVC Smooth Textured** ● ● ● ●  
Supplied with a smooth textured pvc infill available in four colour options

Finishes Available	Maximum Length
Polished Brass	3.200m
<b>TSO</b> Satin Brass	2.700m
<b>TSO</b> Antique Brass	2.700m
<b>TSO</b> Antique Bronze	2.700m



Product Code: **BN52 OLYMPIC GRIP** ● ●  
Supplied with a carborundum infill for use in medium traffic areas including external installations

Finishes Available	Maximum Length
Polished Brass	3.200m
<b>TSO</b> Satin Brass	2.700m
<b>TSO</b> Antique Brass	2.700m
<b>TSO</b> Antique Bronze	2.700m

#### Castellated PVC Infill Colours:

Black	■
Granite	■
Peat	■
Spruce	■
Claret	■
White	□
Regency	■
Rustic	■
Jade	■
Porth Stone	■
Light Grey	■
Mid Blue	■
Fawn	■
Yellow	■
Polar Grey	■
Flint	■
Nimbus	■
Ivory	■
Poppy	■

#### Smooth Textured PVC Infill Colours:

Black	■
Light Grey	■
Polar Grey	■
Porth Stone	■
other colours available subject to quantity	

#### Olympic Grip Infill Colour:

Black	■
-------	---

#### Finishes:

Polished Brass



Satin Brass



Antique Brass



Antique Bronze



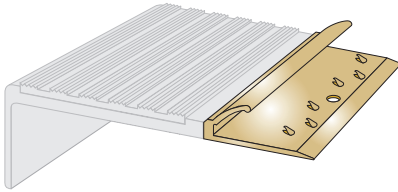
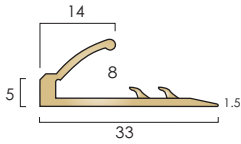
**TSO** TO SPECIAL ORDER

#### Drilling Availability:

- Drilled retro fit infill
- Drilled for countersunk screws
- Drilled for concealing plugs
- Undrilled

Screw size 8.  
Fixings not supplied.  
Drilling is available - 5% charge.





Nap detail requires to be dressed down once the carpet has been inserted. A full installation guide is available for download from [www.thecatweb.com](http://www.thecatweb.com)

## BNE NAP DETAIL

BNE brass nap detail with pre-punched carpet gripper base.

**Typical Installation:** To trap the nap of the carpet when used in combination with 4.5mm and 5mm gauge brass stair nosings.

### BNE Nap Detail

#### Finishes Available

Polished Brass

#### Stock Length

2.750m

#### Length/Tube

6



Satin Brass

2.750m

6



Antique Brass

2.750m

6



Antique Bronze

2.750m

6

Also available in cut sizes:

#### Finishes Available

Polished Brass



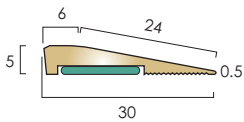
Satin Brass



Antique Brass



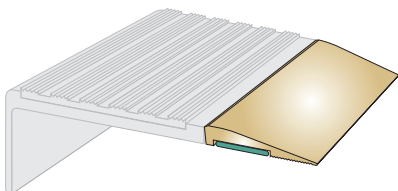
Antique Bronze



## BNFE30 RAMP DETAIL **NEW**

**Typical Installation:** For installation behind brass stair nosings for a retro fit on stone and timber stairs and stairs fitted with LVT and other hard flooring.

Supplied with Stick Fix tape pre-applied, can also be supplied without tape for adhesive fixing.



### BNFE30 Ramp Detail

#### Finishes Available

Polished Brass

#### Stock Length

2.750m

#### Length/Tube

6



Satin Brass

2.750m

6



Antique Brass

2.750m

6



Antique Bronze

2.750m

6

Also available in cut sizes:

#### Finishes Available

Polished Brass



Satin Brass



Antique Brass



Antique Bronze

### Finishes:

Polished Brass



Satin Brass



Antique Brass



Antique Bronze

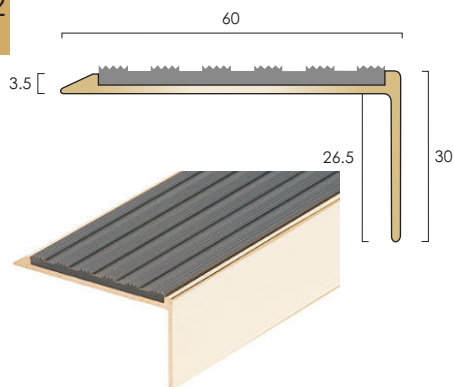


**TSO** TO SPECIAL ORDER



see page 358

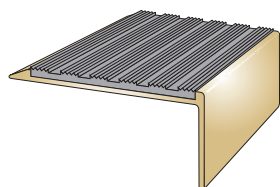




## BN15

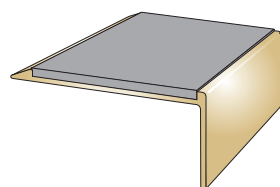
**Typical Installation:** To finish the nose edge of stone and timber stairs and stairs fitted with ceramics or hard flooring, e.g. laminates, LVT, vinyl, lino.

Stringer trims available to suit.



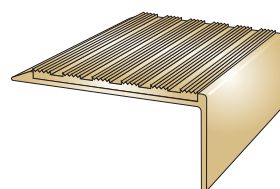
Product Code: **BN15 PVC Castellated** ● ● ● ●  
Supplied with a castellated pvc infill available in a range of colours

Finishes Available	Maximum Length
Polished Brass	3.200m
<b>TSO</b> Satin Brass	2.700m
<b>TSO</b> Antique Brass	2.700m
<b>TSO</b> Antique Bronze	2.700m




Product Code: **BN15 PVC Smooth Textured** ● ● ● ●  
Supplied with a smooth textured pvc infill available in four colour options

Finishes Available	Maximum Length
Polished Brass	3.200m
<b>TSO</b> Satin Brass	2.700m
<b>TSO</b> Antique Brass	2.700m
<b>TSO</b> Antique Bronze	2.700m



Product Code: **BN15 / BTI49.5 Insert** ● ●  
Supplied with solid brass castellated insert to allow for a fixing free all brass installation. Insert finish can be different to stair nosing finish.

Finishes Available	Maximum Length
Polished Brass	3.200m
<b>TSO</b> Satin Brass	2.700m
<b>TSO</b> Antique Brass	2.700m
<b>TSO</b> Antique Bronze	2.700m



Product Code: **BN15 OLYMPIC GRIP** ● ●  
Supplied with a carborundum infill for use in medium traffic areas including external installations

Finishes Available	Maximum Length
Polished Brass	3.200m
<b>TSO</b> Satin Brass	2.700m
<b>TSO</b> Antique Brass	2.700m
<b>TSO</b> Antique Bronze	2.700m

### Castellated PVC

#### Infill Colours:

Black	■
Granite	■
Peat	■
Spruce	■
Claret	■
White	■
Regency	■
Rustic	■
Jade	■
Porth Stone	■
Light Grey	■
Mid Blue	■
Fawn	■
Yellow	■
Polar Grey	■
Flint	■
Nimbus	■
Ivory	■
Poppy	■

### BTI49.5 Finishes

Polished	■
Satin	■
Antique Brass	■
Antique Bronze	■

### Smooth Textured PVC

#### Infill Colours:

Black	■
Light Grey	■
Polar Grey	■
Porth Stone	■

other colours available subject to quantity

### Olympic Grip

#### Infill Colour:

Black	■
-------	---

### Finishes:

Polished Brass



Satin Brass



Antique Brass



Antique Bronze



**TSO** TO SPECIAL ORDER

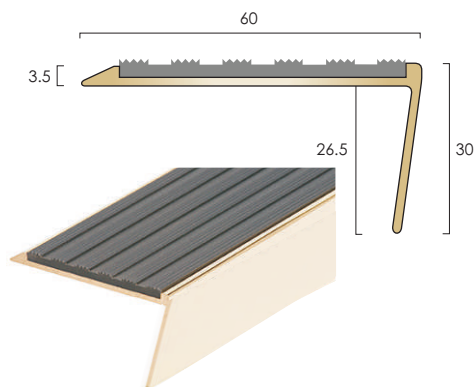
### Drilling Availability:

- Drilled retro fit infill
- Drilled for countersunk screws
- Drilled for concealing plugs
- Undrilled

Screw size 6.  
Fixings not supplied.  
Drilling is available - 5% charge.








## BN15R

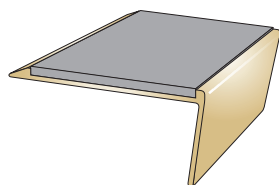
**Typical Installation:** To finish the nose edge of stone and timber stairs and stairs fitted with ceramics or hard flooring, e.g. laminates, LVT, vinyl, lino.

Stringer trims available to suit.



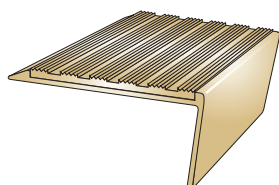
Product Code: **BN15R PVC Castellated** ● ● ● ●  
Supplied with a castellated pvc infill available in a range of colours

Finishes Available	Maximum Length
Polished Brass	2.500m
<b>TSO</b> Satin Brass	2.500m
<b>TSO</b> Antique Brass	2.500m
<b>TSO</b> Antique Bronze	2.500m




Product Code: **BN15R PVC Smooth Textured** ● ● ● ●  
Supplied with a smooth textured pvc infill available in four colour options

Finishes Available	Maximum Length
Polished Brass	2.500m
<b>TSO</b> Satin Brass	2.500m
<b>TSO</b> Antique Brass	2.500m
<b>TSO</b> Antique Bronze	2.500m



Product Code: **BN15R / BTI49.5 Insert** ● ●  
Supplied with solid brass castellated insert to allow for a fixing free all brass installation. Insert finish can be different to stair nosing finish.

Finishes Available	Maximum Length
Polished Brass	2.500m
<b>TSO</b> Satin Brass	2.500m
<b>TSO</b> Antique Brass	2.500m
<b>TSO</b> Antique Bronze	2.500m



Product Code: **BN15R OLYMPIC GRIP** ● ●  
Supplied with a carborundum infill for use in medium traffic areas including external installations

Finishes Available	Maximum Length
Polished Brass	2.500m
<b>TSO</b> Satin Brass	2.500m
<b>TSO</b> Antique Brass	2.500m
<b>TSO</b> Antique Bronze	2.500m

### Castellated PVC

#### Infill Colours:

Black	■
Granite	■
Peat	■
Spruce	■
Claret	■
White	■
Regency	■
Rustic	■
Jade	■
Porth Stone	■
Light Grey	■
Mid Blue	■
Fawn	■
Yellow	■
Polar Grey	■
Flint	■
Nimbus	■
Ivory	■
Poppy	■

### BTI49.5 Finishes

Polished	■
Satin	■
Antique Brass	■
Antique Bronze	■

### Smooth Textured PVC

#### Infill Colours:

Black	■
Light Grey	■
Polar Grey	■
Porth Stone	■

other colours available subject to quantity

### Olympic Grip

#### Infill Colour:

Black	■
-------	---

### Finishes:

Polished Brass



Satin Brass



Antique Brass



Antique Bronze



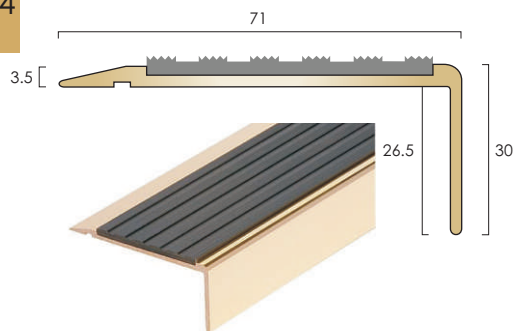
**TSO** TO SPECIAL ORDER

### Drilling Availability:

- Drilled retro fit infill
- Drilled for countersunk screws
- Drilled for concealing plugs
- Undrilled

Screw size 6.  
Fixings not supplied.  
Drilling is available - 5% charge.

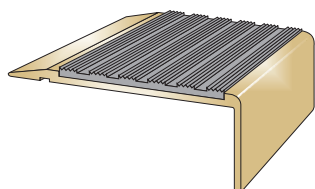




## BN71SLR

**Typical Installation:** To finish the nose edge of stone and timber stairs and stairs fitted with ceramics or hard flooring, e.g. laminates, LVT, vinyl, lino.

Stringer trims available to suit.

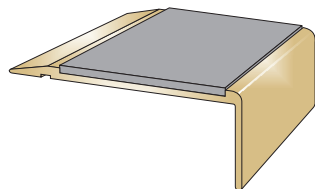


Product Code: **BN71SLR PVC Castellated** ● ● ● ●  
Supplied with a castellated pvc infill available in a range of colours

Finishes Available	Maximum Length
Polished Brass	3.200m
<b>TSO</b> Satin Brass	2.700m
<b>TSO</b> Antique Brass	2.700m
<b>TSO</b> Antique Bronze	2.700m

### Castellated PVC Infill Colours:

Black	■
Granite	■
Peat	■
Spruce	■
Claret	■
White	■
Regency	■
Rustic	■
Jade	■
Porth Stone	■
Light Grey	■
Mid Blue	■
Fawn	■
Yellow	■
Polar Grey	■
Flint	■
Nimbus	■
Ivory	■
Poppy	■



Product Code: **BN71SLR PVC Smooth Textured** ● ● ● ●  
Supplied with a smooth textured pvc infill available in four colour options

Finishes Available	Maximum Length
Polished Brass	3.200m
<b>TSO</b> Satin Brass	2.700m
<b>TSO</b> Antique Brass	2.700m
<b>TSO</b> Antique Bronze	2.700m

### BTI49.5 Finishes

Polished	■
Satin	■
Antique Brass	■
Antique Bronze	■

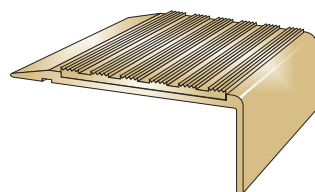
### Smooth Textured PVC Infill Colours:

Black	■
Light Grey	■
Polar Grey	■
Porth Stone	■

other colours available subject to quantity


### Olympic Grip Infill Colour:

Black	■
-------	---



Product Code: **BN71SLR / BTI49.5 Insert** ● ●  
Supplied with solid brass castellated insert to allow for a fixing free all brass installation. Insert finish can be different to stair nosing finish.

Finishes Available	Maximum Length
Polished Brass	3.200m
<b>TSO</b> Satin Brass	2.700m
<b>TSO</b> Antique Brass	2.700m
<b>TSO</b> Antique Bronze	2.700m



Product Code: **BN71SLR OLYMPIC GRIP** ● ●  
Supplied with a carborundum infill for use in medium traffic areas including external installations

Finishes Available	Maximum Length
Polished Brass	3.200m
<b>TSO</b> Satin Brass	2.700m
<b>TSO</b> Antique Brass	2.700m
<b>TSO</b> Antique Bronze	2.700m

### Finishes:

Polished Brass



Satin Brass



Antique Brass



Antique Bronze



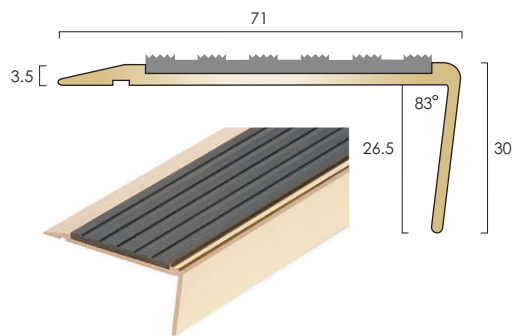
**TSO** TO SPECIAL ORDER

### Drilling Availability:

- Drilled retro fit infill
- Drilled for countersunk screws
- Drilled for concealing plugs
- Undrilled

Screw size 8.  
Fixings not supplied.  
Drilling is available - 5% charge.

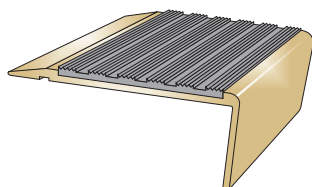




## BN71SLR-R

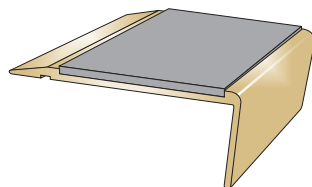
**Typical Installation:** To finish the nose edge of stone and timber stairs and stairs fitted with ceramics or hard flooring, e.g. laminates, LVT, vinyl, lino.

Stringer trims available to suit.




Product Code: **BN71SLR-R PVC Castellated** ● ● ● ●  
Supplied with a castellated pvc infill available in a range of colours

Finishes Available	Maximum Length
Polished Brass	2.500m
<b>TSO</b> Satin Brass	2.500m
<b>TSO</b> Antique Brass	2.500m
<b>TSO</b> Antique Bronze	2.500m




Product Code: **BN71SLR-R PVC Smooth Textured** ● ● ● ●  
Supplied with a smooth textured pvc infill available in four colour options

Finishes Available	Maximum Length
Polished Brass	2.500m
<b>TSO</b> Satin Brass	2.500m
<b>TSO</b> Antique Brass	2.500m
<b>TSO</b> Antique Bronze	2.500m



Product Code: **BN71SLR-R / BTI49.5 Insert** ● ●  
Supplied with solid brass castellated insert to allow for a fixing free all brass installation. Insert finish can be different to stair nosing finish.

Finishes Available	Maximum Length
Polished Brass	2.500m
<b>TSO</b> Satin Brass	2.500m
<b>TSO</b> Antique Brass	2.500m
<b>TSO</b> Antique Bronze	2.500m



Product Code: **BN71SLR-R OLYMPIC GRIP** ● ●  
Supplied with a carborundum infill for use in medium traffic areas including external installations

Finishes Available	Maximum Length
Polished Brass	2.500m
<b>TSO</b> Satin Brass	2.500m
<b>TSO</b> Antique Brass	2.500m
<b>TSO</b> Antique Bronze	2.500m

### Castellated PVC

#### Infill Colours:

Black	■
Granite	■
Peat	■
Spruce	■
Claret	■
White	■
Regency	■
Rustic	■
Jade	■
Porth Stone	■
Light Grey	■
Mid Blue	■
Fawn	■
Yellow	■
Polar Grey	■
Flint	■
Nimbus	■
Ivory	■
Poppy	■

### BTI49.5 Finishes

Polished	■
Satin	■
Antique Brass	■
Antique Bronze	■

### Smooth Textured PVC

#### Infill Colours:

Black	■
Light Grey	■
Polar Grey	■
Porth Stone	■

other colours available subject to quantity

### Olympic Grip

#### Infill Colour:

Black	■
-------	---

### Finishes:

Polished Brass



Satin Brass



Antique Brass



Antique Bronze



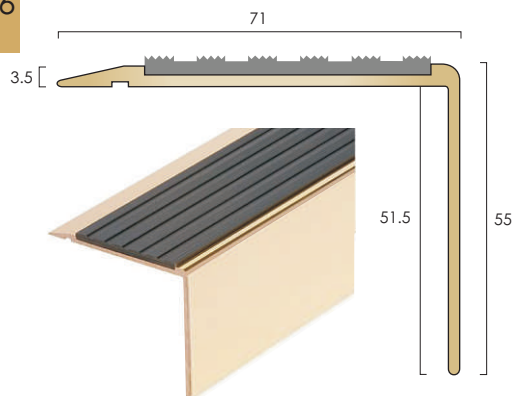
**TSO** TO SPECIAL ORDER

### Drilling Availability:

- Drilled retro fit infill
- Drilled for countersunk screws
- Drilled for concealing plugs
- Undrilled

Screw size 8.  
Fixings not supplied.  
Drilling is available - 5% charge.





## BN71/55SLR

**Typical Installation:** To finish the nose edge of stone and timber stairs and stairs fitted with ceramics or hard flooring, e.g. laminates, LVT, vinyl, lino.

Stringer trims available to suit.

Product Code: **BN71/55SLR PVC Castellated** ● ● ● ●  
Supplied with a castellated pvc infill available in a range of colours

Finishes Available	Maximum Length
Polished Brass	3.200m
<b>TSO</b> Satin Brass	2.700m
<b>TSO</b> Antique Brass	2.700m
<b>TSO</b> Antique Bronze	2.700m

Product Code: **BN71/55SLR PVC Smooth Textured** ● ● ● ●  
Supplied with a smooth textured pvc infill available in four colour options

Finishes Available	Maximum Length
Polished Brass	3.200m
<b>TSO</b> Satin Brass	2.700m
<b>TSO</b> Antique Brass	2.700m
<b>TSO</b> Antique Bronze	2.700m

Product Code: **BN71/55SLR / BTI49.5 Insert** ● ●  
Supplied with solid brass castellated insert to allow for a fixing free all brass installation. Insert finish can be different to stair nosing finish.

Finishes Available	Maximum Length
Polished Brass	3.200m
<b>TSO</b> Satin Brass	2.700m
<b>TSO</b> Antique Brass	2.700m
<b>TSO</b> Antique Bronze	2.700m

Product Code: **BN71/55SLR OLYMPIC GRIP** ● ●  
Supplied with a carborundum infill for use in medium traffic areas including external installations

Finishes Available	Maximum Length
Polished Brass	3.200m
<b>TSO</b> Satin Brass	2.700m
<b>TSO</b> Antique Brass	2.700m
<b>TSO</b> Antique Bronze	2.700m

### Castellated PVC

#### Infill Colours:

Black	■
Granite	■
Peat	■
Spruce	■
Claret	■
White	■
Regency	■
Rustic	■
Jade	■
Porth Stone	■
Light Grey	■
Mid Blue	■
Fawn	■
Yellow	■
Polar Grey	■
Flint	■
Nimbus	■
Ivory	■
Poppy	■

### BTI49.5 Finishes

Polished	■
Satin	■
Antique Brass	■
Antique Bronze	■

### Smooth Textured PVC

#### Infill Colours:

Black	■
Light Grey	■
Polar Grey	■
Porth Stone	■

other colours available subject to quantity

### Olympic Grip

#### Infill Colour:

Black	■
-------	---

### Finishes:

Polished Brass



Satin Brass



Antique Brass



Antique Bronze



**TSO** TO SPECIAL ORDER

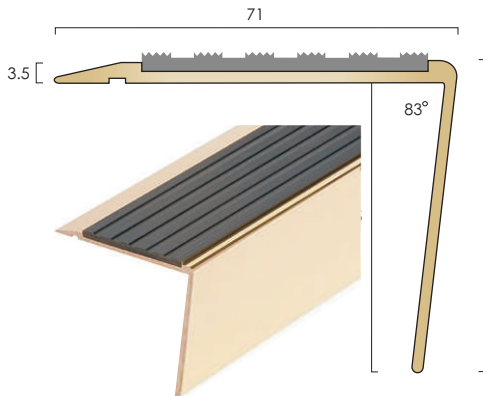
### Drilling Availability:

- Drilled retro fit infill
- Drilled for countersunk screws
- Drilled for concealing plugs
- Undrilled

Screw size 8.  
Fixings not supplied.  
Drilling is available - 5% charge.



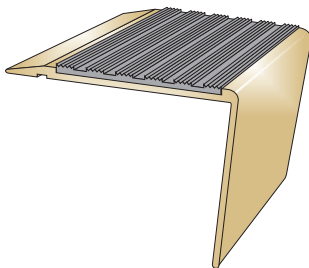




## BN71/55SLR-R

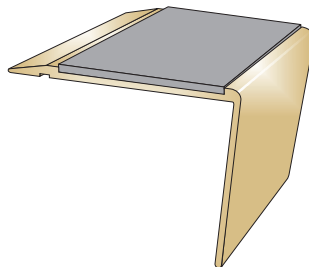
**Typical Installation:** To finish the nose edge of stone and timber stairs and stairs fitted with ceramics or hard flooring, e.g. laminates, LVT, vinyl, lino.

Stringer trims available to suit.



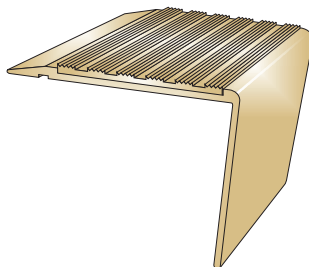
Product Code: **BN71/55SLR-R PVC Castellated** ● ● ● ● ●  
Supplied with a castellated pvc infill available in a range of colours

Finishes Available	Maximum Length
Polished Brass	2.500m
<b>TSO</b> Satin Brass	2.500m
<b>TSO</b> Antique Brass	2.500m
<b>TSO</b> Antique Bronze	2.500m




Product Code: **BN71/55SLR-R PVC Smooth Textured** ● ● ● ● ●  
Supplied with a smooth textured pvc infill available in four colour options

Finishes Available	Maximum Length
Polished Brass	2.500m
<b>TSO</b> Satin Brass	2.500m
<b>TSO</b> Antique Brass	2.500m
<b>TSO</b> Antique Bronze	2.500m



Product Code: **BN71/55SLR-R / BTI49.5 Insert** ● ● ●  
Supplied with solid brass castellated insert to allow for a fixing free all brass installation. Insert finish can be different to stair nosing finish.

Finishes Available	Maximum Length
Polished Brass	2.500m
<b>TSO</b> Satin Brass	2.500m
<b>TSO</b> Antique Brass	2.500m
<b>TSO</b> Antique Bronze	2.500m



Product Code: **BN71/55SLR-R OLYMPIC GRIP** ● ● ●  
Supplied with a carborundum infill for use in medium traffic areas including external installations

Finishes Available	Maximum Length
Polished Brass	2.500m
<b>TSO</b> Satin Brass	2.500m
<b>TSO</b> Antique Brass	2.500m
<b>TSO</b> Antique Bronze	2.500m

### Castellated PVC Infill Colours:

Black	■
Granite	■
Peat	■
Spruce	■
Claret	■
White	■
Regency	■
Rustic	■
Jade	■
Porth Stone	■
Light Grey	■
Mid Blue	■
Fawn	■
Yellow	■
Polar Grey	■
Flint	■
Nimbus	■
Ivory	■
Poppy	■

### BTI49.5 Finishes

Polished	■
Satin	■
Antique Brass	■
Antique Bronze	■

### Smooth Textured PVC Infill Colours:

Black	■
Light Grey	■
Polar Grey	■
Porth Stone	■

other colours available subject to quantity

### Olympic Grip Infill Colour:

Black	■
-------	---

### Finishes:

Polished Brass



Satin Brass



Antique Brass



Antique Bronze



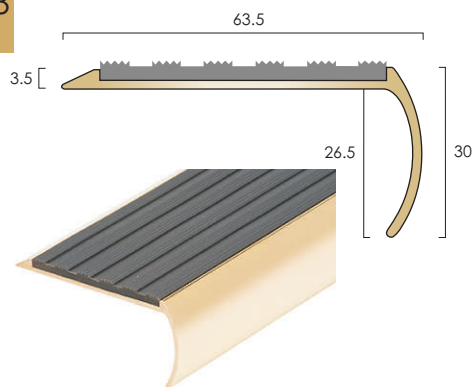
**TSO** TO SPECIAL ORDER

### Drilling Availability:

- Drilled retro fit infill
- Drilled for countersunk screws
- Drilled for concealing plugs
- Undrilled


Screw size 8.  
Fixings not supplied.  
Drilling is available - 5% charge.





## BN14

**Typical Installation:** To finish the nose edge of stone and timber stairs and stairs fitted with ceramics or hard flooring, e.g. laminates, LVT, vinyl, lino.



Product Code: **BN14 PVC Castellated** ● ● ● ●  
Supplied with a castellated pvc infill available in a range of colours

Finishes Available	Maximum Length
Polished Brass	3.200m
<b>TSO</b> Satin Brass	2.700m
<b>TSO</b> Antique Brass	2.700m
<b>TSO</b> Antique Bronze	2.700m

### Castellated PVC

#### Infill Colours:

Black	■
Granite	■
Peat	■
Spruce	■
Claret	■
White	■
Regency	■
Rustic	■
Jade	■
Porth Stone	■
Light Grey	■
Mid Blue	■
Fawn	■
Yellow	■
Polar Grey	■
Flint	■
Nimbus	■
Ivory	■
Poppy	■

### BTI49.5 Finishes

Polished	■
Satin	■
Antique Brass	■
Antique Bronze	■

### Smooth Textured PVC

#### Infill Colours:

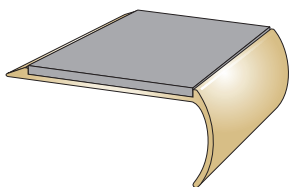
Black	■
Light Grey	■
Polar Grey	■
Porth Stone	■

other colours available subject to quantity

### Olympic Grip

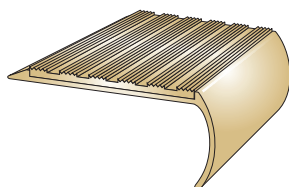
#### Infill Colour:

Black	■
-------	---




Product Code: **BN14 PVC Smooth Textured** ● ● ● ●  
Supplied with a smooth textured pvc infill available in four colour options

Finishes Available	Maximum Length
Polished Brass	3.200m
<b>TSO</b> Satin Brass	2.700m
<b>TSO</b> Antique Brass	2.700m
<b>TSO</b> Antique Bronze	2.700m



Product Code: **BN14 / BTI49.5 Insert** ● ●  
Supplied with solid brass castellated insert to allow for a fixing free all brass installation. Insert finish can be different to stair nosing finish.

Finishes Available	Maximum Length
Polished Brass	3.200m
<b>TSO</b> Satin Brass	2.700m
<b>TSO</b> Antique Brass	2.700m
<b>TSO</b> Antique Bronze	2.700m



Product Code: **BN14 OLYMPIC GRIP** ● ●  
Supplied with a carborundum infill for use in medium traffic areas including external installations

Finishes Available	Maximum Length
Polished Brass	3.200m
<b>TSO</b> Satin Brass	2.700m
<b>TSO</b> Antique Brass	2.700m
<b>TSO</b> Antique Bronze	2.700m

### Finishes:

Polished Brass



Satin Brass



Antique Brass



Antique Bronze



**TSO** TO SPECIAL ORDER

### Drilling Availability:

- Drilled retro fit infill
- Drilled for countersunk screws
- Drilled for concealing plugs
- Undrilled

Screw size 6.  
Fixings not supplied.  
Drilling is available - 5% charge.





# Solid Brass Stair Nosing & Edgings





## Solid Brass Stair Nosings





## Solid Brass Stair Nosings With Ribbed Treads



### General

Brass stair nosings with ribbed treads provide a stylish alternative to nosings with PVC inserts. Typical installations where this product type is specified include, theatres, museums, public houses and listed buildings where traditional design is specified.

### Finishes Available

Polished brass has historically been the finish of choice though antique brass and antique bronze are becoming more and more popular creating a more subtle effect which gives the appearance of age. Satin brass is a relatively new finish for this profile range and offers a softer, matt finish without the high level of reflectiveness that polished brass can create.

### Selection

The range includes sections for bullnose, right angle and rakeback stairs. Square back sections to meet with flooring on stair tread and ramp, feathered finish for installation on top of hard floorings, including timber and stone.

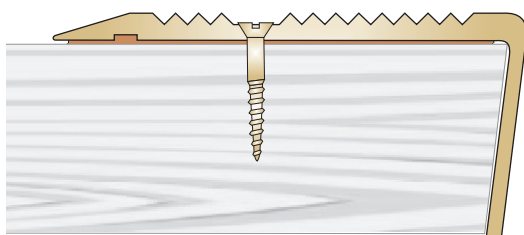
### Supply

Supplied cut to customer sizes, nosings can be supplied with countersunk holes for screw fixings or undrilled for adhesive only fixing.

For fixing advice please call the C.A.T. sales office for advice.

### Fixing Options:

Countersunk screws & adhesive



Adhesive Only



Profile shown: BN1SLR-R ribbed tread

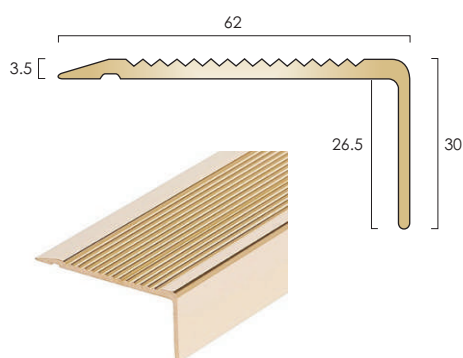


## Solid Brass Square Edge Ramp Edge Nosing Profiles

**Typical Installation:** To finish the nose edge of stone and timber stairs and stairs fitted with ceramics or hard flooring, e.g. laminates, LVT, vinyl, lino.

Stringer trims also available to suit.

### Profile **BN1SLR**



Product Code: **BN1SLR** ● ●

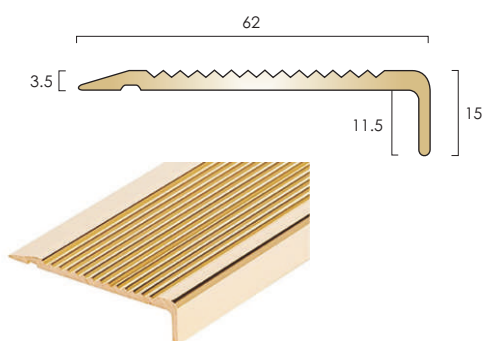
#### Finishes Available

- Polished Brass
- TSO** Satin Brass
- TSO** Antique Brass
- TSO** Antique Bronze

#### Maximum Length

- 3.200m
- 2.700m
- 2.700m
- 2.700m

### Profile **BN1SLR15**



Product Code: **BN1SLR15** ● ●

#### Finishes Available

- Polished Brass
- TSO** Satin Brass
- TSO** Antique Brass
- TSO** Antique Bronze

#### Maximum Length

- 2.700m
- 2.700m
- 2.700m
- 2.700m

#### Finishes:

Polished Brass



Satin Brass



Antique Brass



Antique Bronze



#### Drilling Availability:

- Drilled for countersunk screws
- Undrilled

Screw size 8.

Fixings not supplied.

Drilling is available - 5% charge.



**TSO** TO SPECIAL ORDER



Brass Stair Nosings



BN1SLR Antique Brass, Kimpton Fitzroy Hotel.



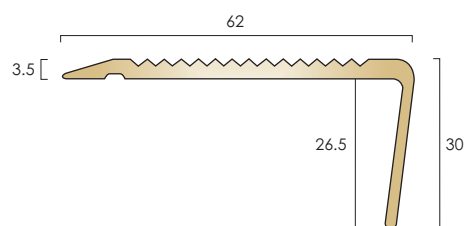


## Solid Brass Raked Back Ramp Edge Nosing Profiles

**Typical Installation:** To finish the nose edge of stone and timber stairs and stairs fitted with ceramics or hard flooring, e.g. laminates, LVT, vinyl, lino.

Stringer trims also available to suit.

Profile **BN1SLR-R**



Product Code: **BN1SLR-R** ● ●

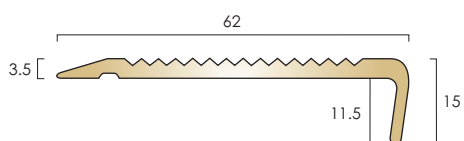
### Finishes Available

- Polished Brass
- TSO** Satin Brass
- TSO** Antique Brass
- TSO** Antique Bronze

### Maximum Length

- 2.500m
- 2.500m
- 2.500m
- 2.500m

Profile **BN1SLR15R**



Product Code: **BN1SLR15R** ● ●

### Finishes Available

- Polished Brass
- TSO** Satin Brass
- TSO** Antique Brass
- TSO** Antique Bronze

### Maximum Length

- 2.500m
- 2.500m
- 2.500m
- 2.500m

### Finishes:

Polished Brass



Satin Brass



Antique Brass



Antique Bronze



### Drilling Availability:

- Drilled for countersunk screws
- Undrilled

Screw size 8.

Fixings not supplied.

Drilling is available - 5% charge.



**TSO** TO SPECIAL ORDER





## Solid Brass Stair Nosings



BN1SLR Antique Brass

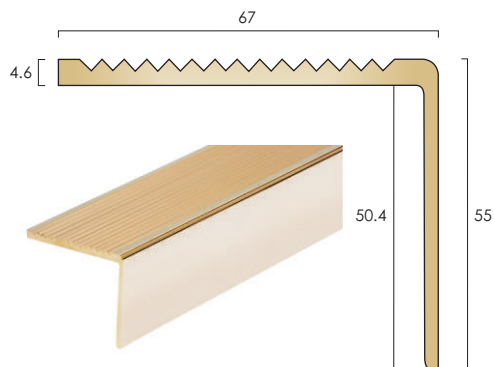


## Solid Brass Square Edge Nosing Profiles

**Typical Installation:** To butt up to flooring, or installed with BNE brass nap lock profile for carpet installations and BNFE30 ramp profile for hard floor for retro fit installations.

Stringer trims also available to suit.

Profile **BN67**



Product Code: **BN67** ● ●

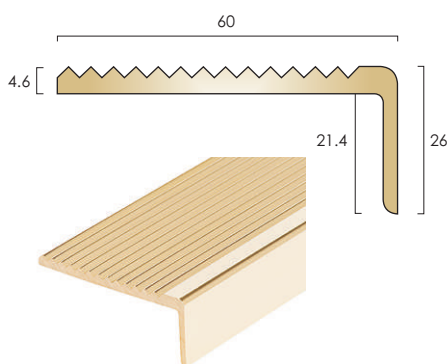
### Finishes Available

- Polished Brass
- TSO** Satin Brass
- TSO** Antique Brass
- TSO** Antique Bronze

### Maximum Length

- 3.200m
- 2.700m
- 2.700m
- 2.700m

Profile **BN1**



Product Code: **BN1** ● ●

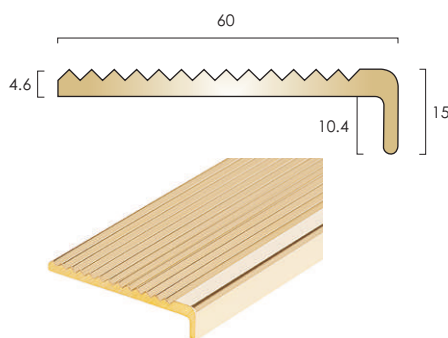
### Finishes Available

- Polished Brass
- TSO** Satin Brass
- TSO** Antique Brass
- TSO** Antique Bronze

### Maximum Length

- 3.200m
- 2.700m
- 2.700m
- 2.700m

Profile **BN4**



Product Code: **BN4** ● ●

### Finishes Available

- Polished Brass
- TSO** Satin Brass
- TSO** Antique Brass
- TSO** Antique Bronze

### Maximum Length

- 3.200m
- 2.700m
- 2.700m
- 2.700m

### Finishes:

Polished Brass



Satin Brass



Antique Brass



Antique Bronze



### Drilling Availability:

- Drilled for countersunk screws
- Undrilled

Screw size 8.

Fixings not supplied.

Drilling is available - 5% charge.

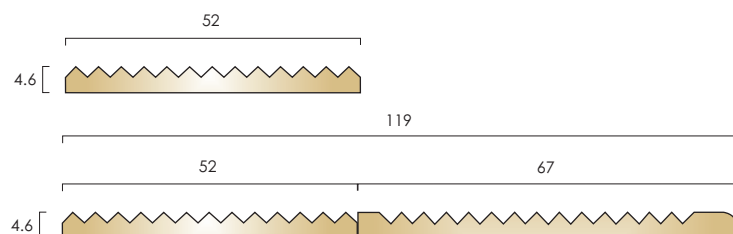


**TSO** TO SPECIAL ORDER

## Solid Brass Stair Nosings & Flat Plates With Ribbed Treads Combinations - 4.5mm & 5mm gauge

Extending the step going cover can be achieved by installing BTI 52 and BTI 25 flat plates behind the stair nosing profile, as shown in the examples below:

### Profile BTI 52 Ribbed Flat Plate



Example shows BN67 with BTI52

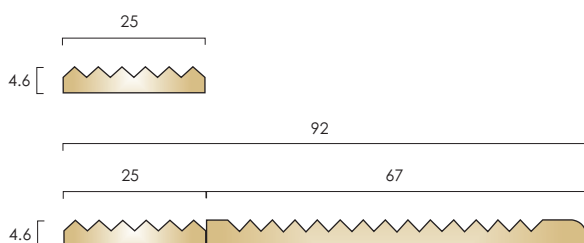


### BTI 52 Ribbed Flat Plate

Finishes Available Maximum Length

Mill Brass	3.200m
Polished Brass	3.200m
Satin Brass	3.200m
Antique Brass	3.200m
Antique Bronze	3.200m

### Profile BTI 25 Ribbed Flat Plate



Example shows BN67 with BTI25



### BTI 25 Ribbed Flat Plate

Finishes Available Maximum Length

Mill Brass	3.200m
Polished Brass	3.200m
Satin Brass	3.200m
Antique Brass	3.200m
Antique Bronze	3.200m

### Finishes:

Mill Brass



Polished Brass



Satin Brass



Antique Brass



Antique Bronze



### Drilling Availability:

- Drilled for countersunk screws
- Undrilled

Screw size 8.

Fixings not supplied.

Drilling is available - 5% charge.



TO SPECIAL ORDER



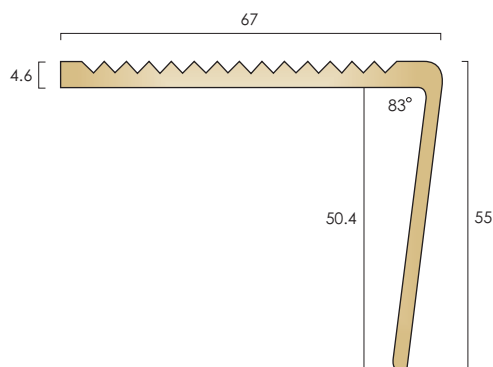


## Solid Brass Raked Back Nosing Profiles

**Typical Installation:** To butt up to flooring, or installed with BNE brass nap lock profile for carpet installations and BNFE30 ramp profile for hard floor for retro fit installations.

Stringer trims also available to suit.

Profile **BN67R**



Product Code: **BN67R** ● ●

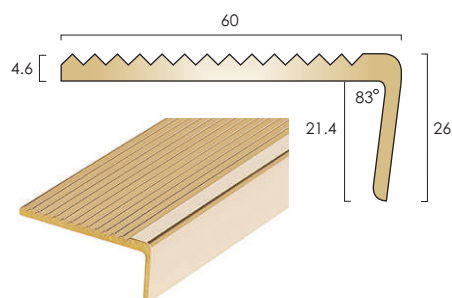
### Finishes Available

- Polished Brass
- TSO** Satin Brass
- TSO** Antique Brass
- TSO** Antique Bronze

### Maximum Length

- 2.500m
- 2.500m
- 2.500m
- 2.500m

Profile **BN7**



Product Code: **BN7** ● ●

### Finishes Available

- Polished Brass
- TSO** Satin Brass
- TSO** Antique Brass
- TSO** Antique Bronze

### Maximum Length

- 2.500m
- 2.500m
- 2.500m
- 2.500m

### Finishes:

Polished Brass



Satin Brass



Antique Brass



Antique Bronze



### Drilling Availability:

- Drilled for countersunk screws
- Undrilled

Screw size 8.

Fixings not supplied.

Drilling is available - 5% charge.



**TSO** TO SPECIAL ORDER

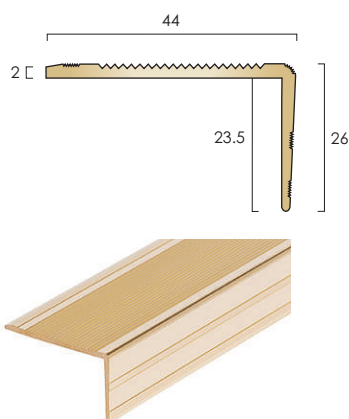


## Small Solid Brass Nosing Profiles

**Typical Installation:** To butt up to vinyl flooring.

Stringer trims also available to suit.

### Profile BN9



#### Square Profile

Product Code: **BN9** ● ●

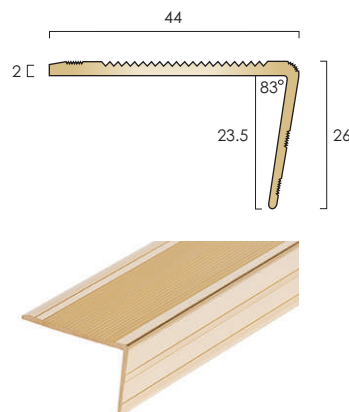
#### Finishes Available

- Polished Brass
- Satin Brass
- Antique Brass
- Antique Bronze

#### Maximum Length

- 3.200m
- 2.700m
- 2.700m
- 2.700m

### Profile BN9R



#### Raked Back Profile

Product Code: **BN9R** ● ●

#### Finishes Available

- Polished Brass
- Satin Brass
- Antique Brass
- Antique Bronze

#### Maximum Length

- 3.200m
- 2.700m
- 2.700m
- 2.700m

#### Finishes:

Polished Brass



Satin Brass



Antique Brass



Antique Bronze



#### Drilling Availability:

- Drilled for countersunk screws
- Undrilled

Screw size 6.

Fixings not supplied.

Drilling is available - 5% charge.



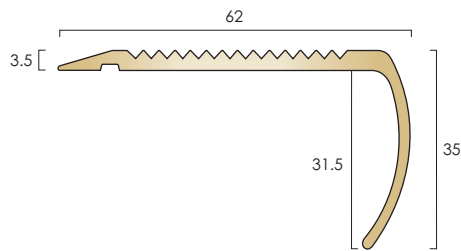
TO SPECIAL ORDER



## Solid Brass Bullnose Ramp Edge Nosing Profiles

**Typical Installation:** To finish the nose edge of stone and timber stairs and stairs fitted with ceramics or hard flooring, e.g. laminates, LVT, vinyl, lino.

Profile **BN2SLR**



Product Code: **BN2SLR** ● ●

### Finishes Available

- Polished Brass
- Satin Brass
- Antique Brass
- Antique Bronze

### Maximum Length

- Polished Brass 3.200m
- Satin Brass 2.700m
- Antique Brass 2.700m
- Antique Bronze 2.700m

### Finishes:

Polished Brass



Satin Brass



Antique Brass



Antique Bronze



### Drilling Availability:

- Drilled for countersunk screws
- Undrilled

Screw size 8.

Fixings not supplied.

Drilling is available - 5% charge.

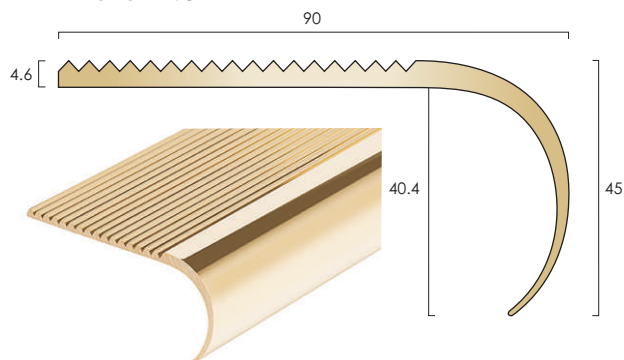


TO SPECIAL ORDER

## Solid Brass Bullnose Ramp Edge Nosing Profiles

**Typical Installation:** To butt up to flooring, or installed with BNE brass nap lock profile for carpet installations and BNFE30 ramp profile for hard floor for retro fit installations.

Profile **BN90**



Product Code: **BN90** ● ●

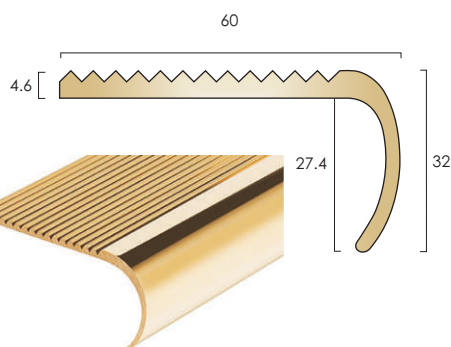
**Finishes Available**

- TSO Polished Brass
- TSO Satin Brass
- TSO Antique Brass
- TSO Antique Bronze

**Maximum Length**

- 3.200m
- 2.700m
- 2.700m
- 2.700m

Profile **BN2**



Product Code: **BN2** ● ●

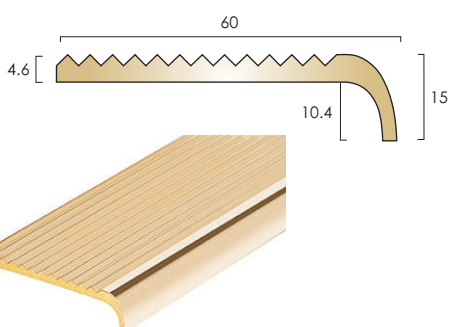
**Finishes Available**

- TSO Polished Brass
- TSO Satin Brass
- TSO Antique Brass
- TSO Antique Bronze

**Maximum Length**

- 3.200m
- 2.700m
- 2.700m
- 2.700m

Profile **BN11**



Product Code: **BN11** ● ●

**Finishes Available**

- TSO Polished Brass
- TSO Satin Brass
- TSO Antique Brass
- TSO Antique Bronze

**Maximum Length**

- 3.200m
- 2.700m
- 2.700m
- 2.700m

**Finishes:**

Polished Brass



Satin Brass



Antique Brass



Antique Bronze



**Drilling Availability:**

- Drilled for countersunk screws
- Undrilled

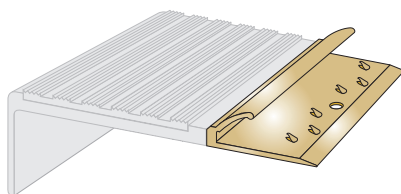
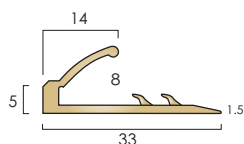
Screw size 8.

Fixings not supplied.

Drilling is available - 5% charge.



TSO TO SPECIAL ORDER



Nap detail requires to be dressed down once the carpet has been inserted. A full installation guide is available for download from [www.thecatweb.com](http://www.thecatweb.com)

## BNE NAP DETAIL

BNE brass nap detail with pre-punched carpet gripper base.

**Typical Installation:** To trap the nap of the carpet when used in combination with 4.5mm and 5mm gauge brass stair nosings.

### BNE Nap Detail

#### Finishes Available

Polished Brass

#### Stock Length

2.750m

#### Length/Tube

6

**TSO** Satin Brass

2.750m

6

**TSO** Antique Brass

2.750m

6

**TSO** Antique Bronze

2.750m

6

Also available in cut sizes:

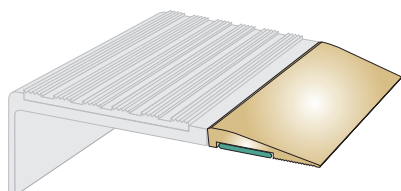
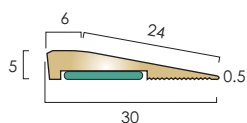
#### Finishes Available

Polished Brass

**TSO** Satin Brass

**TSO** Antique Brass

**TSO** Antique Bronze



## BNFE30 RAMP DETAIL **NEW**

**Typical Installation:** For installation behind brass stair nosings for a retro fit on stone and timber stairs and stairs fitted with LVT and other hard flooring.

Supplied with Stick Fix tape pre-applied, can also be supplied without tape for adhesive fixing.

### BNFE30 Ramp Detail

#### Finishes Available

Polished Brass

#### Stock Length

2.750m

#### Length/Tube

6

**TSO** Satin Brass

2.750m

6

**TSO** Antique Brass

2.750m

6

**TSO** Antique Bronze

2.750m

6

Also available in cut sizes:

#### Finishes Available

Polished Brass

**TSO** Satin Brass

**TSO** Antique Brass

**TSO** Antique Bronze

#### Finishes:

Polished Brass



Satin Brass



Antique Brass



Antique Bronze



see page 358



**TSO** TO SPECIAL ORDER



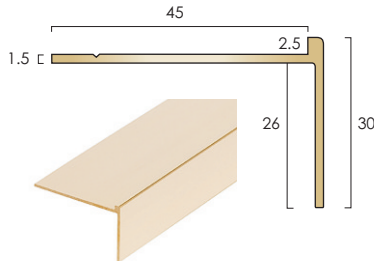


## Solid Brass Stair Edge Profiles

**Typical Installation:** To provide a neat and protective edge to vinyl flooring on stairs where a traditional stair nosing is not required.

Supplied undrilled.

### Profile BN20



### BN20 ●

#### Finishes Available

Polished Brass

Satin Brass

TSO Antique Brass

TSO Antique Bronze

#### Stock Length

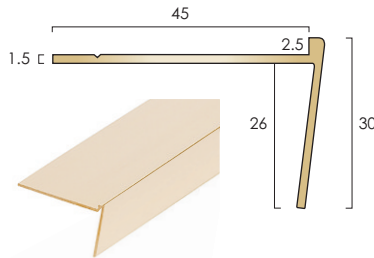
3.200m

2.700m

2.700m

2.700m

### Profile BN20R



### BN20R ●

#### Finishes Available

Polished Brass

Satin Brass

TSO Antique Brass

TSO Antique Bronze

#### Stock Length

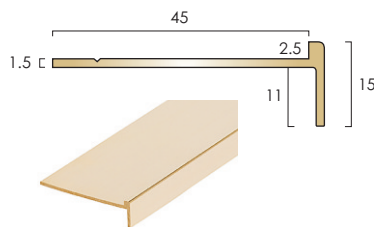
2.500m

2.500m

2.500m

2.500m

### Profile BN20/15



### BN20/15 ●

#### Finishes Available

Polished Brass

Satin Brass

TSO Antique Brass

TSO Antique Bronze

#### Stock Length

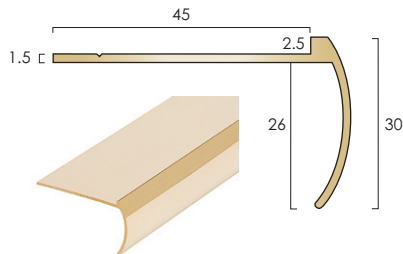
3.200m

2.700m

2.700m

2.700m

### Profile BN21



### BN21 ●

#### Finishes Available

Polished Brass

Satin Brass

TSO Antique Brass

TSO Antique Bronze

#### Stock Length

3.200m

2.700m

2.700m

2.700m

#### Finishes:

Polished Brass



Satin Brass



Antique Brass



Antique Bronze



TSO TO SPECIAL ORDER


#### Drilling Availability:

● Undrilled


Fixings not supplied

Drilling is available - 5% charge





## PVC Stair Nosings & Edgings



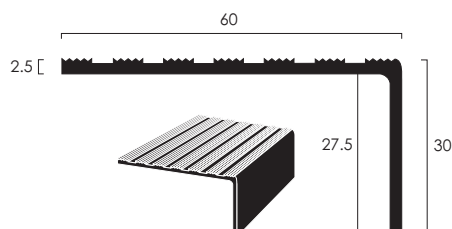
## PVC Stair Nosings With Castellated Treads

**Typical Installation:** Stick-down flexible profiles suitable for light commercial and residential applications.

Stringer trims also available to suit.

✓ **Best Buy**

### Profile FPN60



### FPN60

#### Colour Available

Black  
Black

#### Stock Length

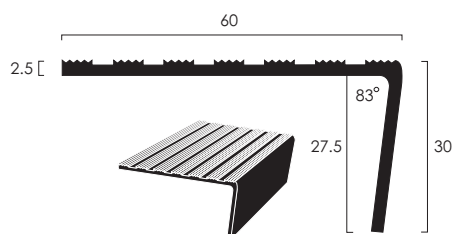
2.750m  
2.750m

#### Length/Tube

6  
30 ✓

Supplied undrilled.

### Profile FPN60R



### FPN60R

#### Colour Available

Black  
Black

#### Stock Length

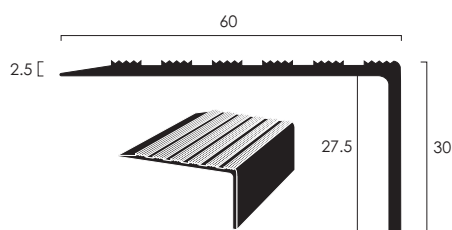
2.750m  
2.750m

#### Length/Tube

6  
30 ✓

Supplied undrilled.

### Profile FPN60 SLR



### FPN60 SLR

#### Colour Available

Black  
Black

#### Stock Length

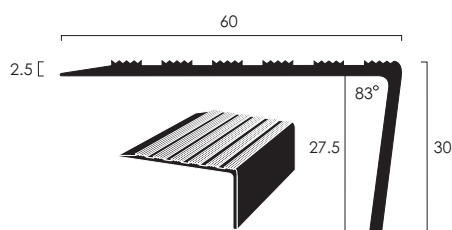
2.750m  
2.750m

#### Length/Tube

6  
30 ✓

Supplied undrilled.

### Profile FPN60 SLR-R



### FPN60 SLR-R

#### Colour Available

Black  
Black

#### Stock Length

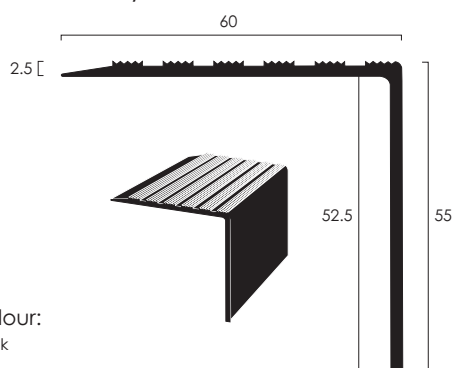
2.750m  
2.750m

#### Length/Tube

6  
30 ✓

Supplied undrilled.

### Profile FPN60/55 SLR



**FPN60/55 SLR - available to special order only, subject to quantity.**

#### Colour Available

Black  
Black

#### Stock Length

2.750m  
2.750m

#### Length/Tube

6  
30 ✓

Supplied undrilled.

Fixings not supplied.

Colour:  
Black





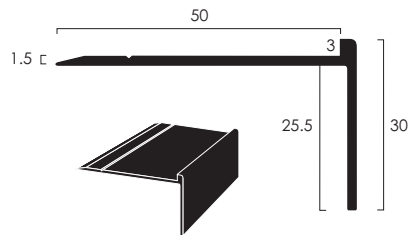
## PVC Stair Edge Profiles

**Typical Installation:** Stick-down flexible profiles suitable for light commercial and residential applications.

Stringer trims also available to suit.

✓ **Best Buy**

### Profile PN20/3



### PN20/3

#### Colour Available

Black  
Black

#### Stock Length

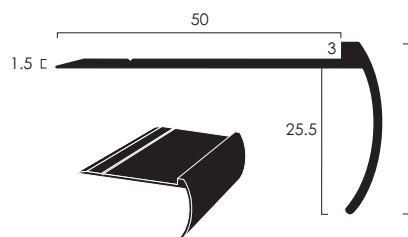
2.750m  
2.750m

#### Length/Tube

6  
15 ✓

Supplied undrilled.

### Profile PN21/3



### PN21/3

#### Colour Available

Black  
Black

#### Stock Length

2.750m  
2.750m

#### Length/Tube

6  
15 ✓

Supplied undrilled.



#### Fitting Tip!

These profiles can be notched on-site easily - with a Stanley knife and a straight edge - making those bull nose steps simple.

Colour:


Black



Fixings not supplied.







# Stair Tread Inserts, Flat Plates, Discs & Demarcation Studs






## Stair Insert Plates - SRVs


Stair insert plates are designed to be rebated, in 2 or 3 strips per step, to delineate the edge of stairs within buildings. They are intended for use in dry environments where the predominant direction of foot traffic is at 90 degrees to the strips inserted.

Available in a choice of materials and finishes.


Brass, Aluminium and Stainless Steel insert plates, supplied Mill Finish as standard.




Solid Brass



Aluminium



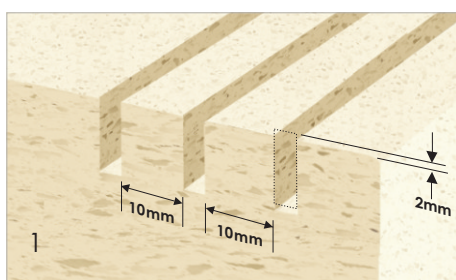
Stainless Steel



PVC

When fitted as recommended below, this product has been tested and found to provide a low slip potential value after installation, with an average PTV of 72 in dry conditions.


Should you require a product for external or a damp environment stair installation, please call our technical team on 01582 561500 for advice and guidance.




1 Rebate the step as required for the dimensions of the chosen profile with an allowance for the adhesive and for the profile to sit 2mm above the step in the finished installation.



2 Apply sufficient adhesive to the bottom of each rebate to allow it to spread up the sides and across the base, without causing oozing to the surface of the step when the profile is inserted.



3 Firmly press the profiles into place.



4 Apply downward pressure with a seam roller to ensure proper spread of the adhesive.



Allow the adhesive to fully cure before opening the step to pedestrians.








**Stair Tread Inserts • Flat Plates • Discs • Demarcation Studs**





stair inserts



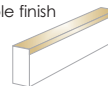
## Solid Brass Insert Flat Plates

**Typical Installation:** To define and provide slip resistance to the edge of stair treads. Tolerance allowance should always be made when rebating to allow for any variation in size.

**Please note that the finishes are to the top edge and approximately 3mm down the vertical edges only.**

Where the finish is also required on another aspect of the profile, please consult with the sales office.

Visible finish



### Profile FPB 6x3



#### FPB 6x3

Finish Available	Stock Length	Lengths/Tube
Mill Brass only	2.000m	6

### Profile FPB 10x3



#### FPB 10x3

Finish Available	Stock Length	Lengths/Tube
Mill Brass	2.000m	6
*Polished Brass	2.000m	6
Satin Brass	2.000m	6
<b>TSO</b> Antique Brass	2.000m	6
<b>TSO</b> Antique Bronze	2.000m	6
*minimum quantity 50 lengths.		

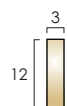
### Profile FPB 10x6



#### FPB 10x6

Finish Available	Stock Length	Lengths/Tube
Mill Brass	2.000m	6
*Polished Brass	2.000m	6
Satin Brass	2.000m	6
<b>TSO</b> Antique Brass	2.000m	6
<b>TSO</b> Antique Bronze	2.000m	6
*minimum quantity 50 lengths.		

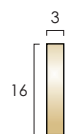
### Profile FPB 12x3



#### FPB 12x3

Finish Available	Stock Length	Lengths/Tube
Mill Brass	2.000m	6
*Polished Brass	2.000m	6
Satin Brass	2.000m	6
<b>TSO</b> Antique Brass	2.000m	6
<b>TSO</b> Antique Bronze	2.000m	6
*minimum quantity 50 lengths.		

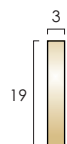
### Profile FPB 16x3



#### FPB 16x3

Finish Available	Stock Length	Lengths/Tube
Mill Brass	2.000m	6
*Polished Brass	2.000m	6
Satin Brass	2.000m	6
<b>TSO</b> Antique Brass	2.000m	6
<b>TSO</b> Antique Bronze	2.000m	6
*minimum quantity 50 lengths.		

### Profile FPB 19x3



#### FPB 19x3

Finish Available	Stock Length	Lengths/Tube
Mill Brass	2.000m	6
*Polished Brass	2.000m	6
Satin Brass	2.000m	6
<b>TSO</b> Antique Brass	2.000m	6
<b>TSO</b> Antique Bronze	2.000m	6
*minimum quantity 50 lengths.		

Finishes:

Mill Brass



Polished Brass



Satin Brass



Antique Brass




Antique Bronze



Samples available prior to rebating.

**TSO** TO SPECIAL ORDER





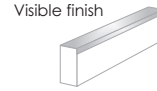
stair inserts



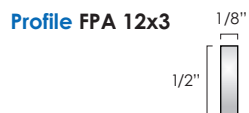
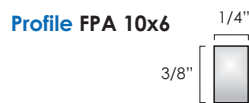
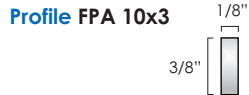
## Insert Flat Plates

**Typical Installation:** To define and provide slip resistance to the edge of stair treads. Tolerance allowance should always be made when rebating to allow for any variation in size.

**Please note that the finishes are to the top edge and approximately 3mm down the vertical edges only.** Where the finish is also required on another aspect of the profile, please consult with the sales office.



### Aluminium (imperial sizes)



#### FPA 10x3

Finish Available	Stock Length	Lengths/Tube
Mill Aluminium	2.500m	6
<b>TSO</b> *Polished Aluminium	2.500m	6
<b>TSO</b> Satin Aluminium	2.500m	6

*\*minimum quantity 50 lengths.*

#### FPA 10x6

Finish Available	Stock Length	Lengths/Tube
Mill Aluminium	2.500m	6
<b>TSO</b> *Polished Aluminium	2.500m	6
<b>TSO</b> Satin Aluminium	2.500m	6



*\*minimum quantity 50 lengths.*

#### FPA 12x3

Finish Available	Stock Length	Lengths/Tube
Mill Aluminium	2.500m	6
<b>TSO</b> *Polished Aluminium	2.500m	6
<b>TSO</b> Satin Aluminium	2.500m	6

*\*minimum quantity 50 lengths.*

### Stainless Steel (metric sizes)



#### FPSS 10x3

Finish Available	Stock Length	Lengths/Tube
Mill Stainless Steel	2.000m	6

#### FPSS 12x5

Finish Available	Stock Length	Lengths/Tube
Mill Stainless Steel	2.000m	6

### PVC



#### PIP 10

Colour Available	Stock Length	Lengths/Tube
Black & Granite	2.750m	6

#### PIP 12

Colour Available	Stock Length	Lengths/Tube
Black & Granite	2.750m	6

#### PIP 4

Colour Available	Stock Length	Lengths/Tube
Black & Granite	2.750m	6

PIP 4 is also available in other colours, subject to quantity and in cut lengths. Please contact the sales office for further information.


#### Aluminium Finishes:

Mill Aluminium    Polished Aluminium    Satin Aluminium





#### Stainless Steel Finish:

Mill Stainless Steel



#### PVC Colours:

Black    Granite



**TSO** TO SPECIAL ORDER

Samples available prior to rebating.



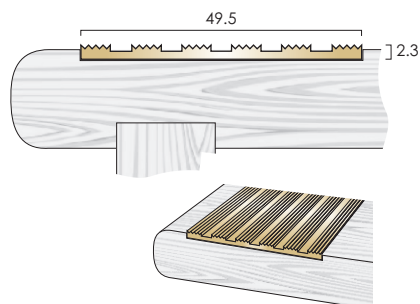
## Solid Brass Stair Tread Inserts

**Typical Installation:** To define and provide slip resistance to the edge of stair treads.

Tolerance allowance should always be made when rebating to allow for any variation in size.

Samples available prior to rebating.

### Profile BTI 49.5



#### BTI 49.5 ●

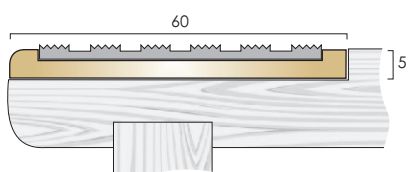
##### Finishes Available

- Polished Brass
- Satin Brass
- TSO** Antique Brass
- TSO** Antique Bronze

##### Maximum Length

- 2.750m
- 2.750m
- 2.750m
- 2.750m

### Profile BTI 60



#### Product Code: BTI 60 PVC CASTELLATED ● ●

Supplied with a castellated pvc infill available in a range of colours

##### Finishes Available

- TSO** Polished Brass
- TSO** Satin Brass
- TSO** Antique Brass
- TSO** Antique Bronze

##### Maximum Length

- 2.750m
- 2.750m
- 2.750m
- 2.750m

#### Product Code: BTI 60 SMOOTH TEXTURED ● ●

Supplied with a smooth textured pvc infill available in a range of colours

##### Finishes Available

- TSO** Polished Brass
- TSO** Satin Brass
- TSO** Antique Brass
- TSO** Antique Bronze

##### Maximum Length

- 2.750m
- 2.750m
- 2.750m
- 2.750m

#### Product Code: BTI 60 / BTI 49.5 Insert ● ●

Supplied with solid brass insert to allow for a fixing free all brass installation

##### Finishes Available

- TSO** Polished Brass
- TSO** Satin Brass
- TSO** Antique Brass
- TSO** Antique Bronze

##### Maximum Length

- 2.750m
- 2.750m
- 2.750m
- 2.750m

#### Product Code: BTI 60 OLYMPIC GRIP ● ●

Supplied with a carborundum infill for use in medium traffic areas including external installations

##### Finishes Available

- TSO** Polished Brass
- TSO** Satin Brass
- TSO** Antique Brass
- TSO** Antique Bronze

##### Maximum Length

- 2.750m
- 2.750m
- 2.750m
- 2.750m

#### Castellated PVC Infill Colours:

- Black
- Granite
- Peat
- Spruce
- Claret
- White
- Regency
- Rustic
- Jade
- Porth Stone
- Light Grey
- Mid Blue
- Fawn
- Yellow
- Polar Grey
- Flint
- Nimbus
- Ivory
- Poppy

#### Smooth Textured PVC Infill Colours:

- Black
  - Light Grey
  - Polar Grey
  - Porth Stone
- other colours available subject to quantity

#### Olympic Grip Infill Colour:

- Black

#### Finishes:

Polished Brass

Satin Brass

Antique Brass

Antique Bronze



#### Drilling Availability:

- Drilled retro fit infill
- Undrilled

Fixings not supplied  
Drilling is available - 5% charge



**TSO** TO SPECIAL ORDER

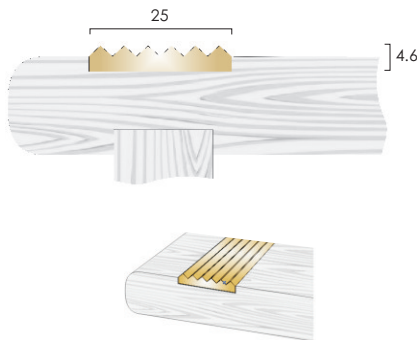
## Solid Brass Stair Tread Inserts

**Typical Installation:** To define and provide slip resistance to the edge of stair treads.

Tolerance allowance should always be made when rebating to allow for any variation in size.  
Samples available prior to rebating.



**Profile BTI 25**



**BTI 25** ●

**Finishes Available**

**Maximum Length**

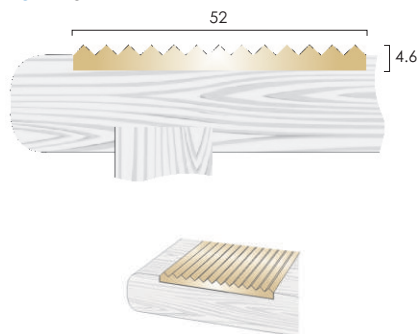
Mill Brass	3.200m
<b>TSO</b> Polished Brass	2.700m
<b>TSO</b> Satin Brass	2.700m
<b>TSO</b> Antique Brass	2.700m
<b>TSO</b> Antique Bronze	2.700m

Supplied undrilled for adhesive fixing.

Drilling Options: Can be supplied drilled for countersunk screws.  
Screws remain visible when installed.



**Profile BTI 52**



**BTI 52** ●

**Finishes Available**

**Maximum Length**

Mill Brass	3.200m
<b>TSO</b> Polished Brass	2.700m
<b>TSO</b> Satin Brass	2.700m
<b>TSO</b> Antique Brass	2.700m
<b>TSO</b> Antique Bronze	2.700m

Supplied undrilled for adhesive fixing.

Drilling Options: Can be supplied drilled for countersunk screws.  
Screws remain visible when installed.

**Finishes:**

Mill Brass



Polished Brass



Satin Brass



Antique Brass



Antique Bronze



**Drilling Availability:**

● Undrilled

Fixings not supplied

Drilling is available - 5% charge



**TSO** TO SPECIAL ORDER

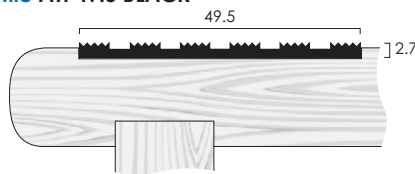


## Aluminium Stair Tread Inserts

**Typical Installation:** To define and provide slip resistance to the edge of stair treads.

Tolerance allowance should always be made when rebating to allow for any variation in size.  
Samples available prior to rebating.

### Profile ATI 49.5 BLACK

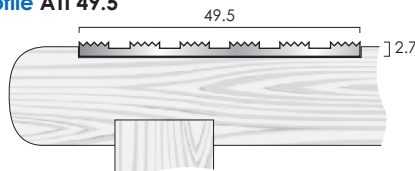


### ATI 49.5 BLACK ●

**Finishes Available**  
Black Anodised

**Maximum Length**  
2.750m

### Profile ATI 49.5

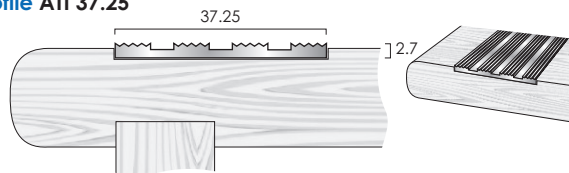


### ATI 49.5 ●

**Finishes Available**  
Mill Aluminium  
Satin Aluminium  
Polished Aluminium

**Maximum Length**  
2.750m  
2.750m  
2.750m

### Profile ATI 37.25

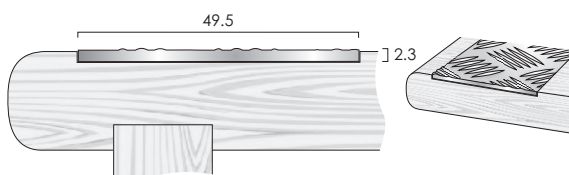


### ATI 37.25 ●

**Finishes Available**  
Mill Aluminium  
Satin Aluminium  
Polished Aluminium

**Maximum Length**  
2.750m  
2.750m  
2.750m

### Profile ACP 49.5

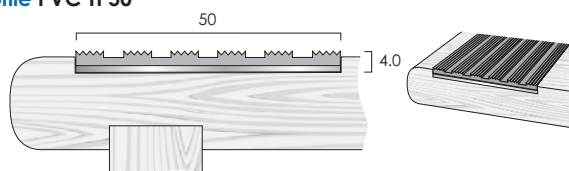


### ACP 49.5 ●

**Finishes Available**  
Mill Aluminium

**Maximum Length**  
2.500m

### Profile PVC TI 50



### PVC TI 50 ●

Supplied with a castellated pvc infill available in a range of colours

**Finishes Available**  
Mill Aluminium

**Maximum Length**  
2.500m

#### Finishes:

Mill Aluminium



Satin Aluminium



Polished Aluminium



Black Anodised



Drilling Availability:

● Undrilled

Fixings not supplied

Drilling is available - 5% charge






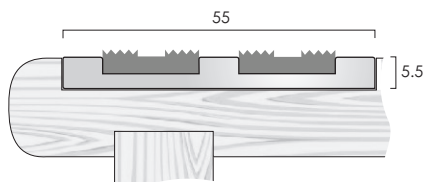
## Aluminium Stair Tread Inserts

**Typical Installation:** To define and provide slip resistance to the edge of stair treads.


Tolerance allowance should always be made when rebating to allow for any variation in size.

Samples available prior to rebating.

### TSO Profile ATI 55DC



Castellated PVC



Olympic Grip

Product Code: **ATI 55DC PVC CASTELLATED** ● ●  
Supplied with a castellated pvc infill available in a range of colours

Finishes Available Maximum Length  
Mill Aluminium 2.750m

Product Code: **ATI 55DC OLYMPIC GRIP** ● ●  
Supplied with a carborundum infill for use in medium traffic areas including external installations

Finishes Available Maximum Length  
Mill Aluminium 2.750m


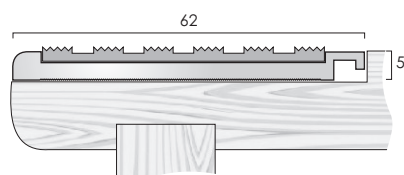
#### Castellated PVC Infill Colours:

Black	
Granite	
Peat	
Spruce	
Claret	
White	
Regency	
Rustic	
Jade	
Port Stone	
Light Grey	
Mid Blue	
Fawn	
Yellow	
Polar Grey	
Flint	
Nimbus	
Ivory	
Poppy	


#### Olympic Grip Infill Colour:

Black	
-------	--


### TSO Profile ATI 62




Castellated PVC



ATI 49.5



ATI 49.5 Black



Olympic Grip

Product Code: **ATI 62 PVC CASTELLATED** ● ●  
Supplied with a castellated pvc infill available in a range of colours

Finishes Available Maximum Length  
Mill Aluminium 2.750m

Product Code: **ATI 62 / ATI 49.5 Insert** ● ●  
Supplied with solid aluminium insert to allow for a fixing free all aluminium installation

Finishes Available Maximum Length  
Mill Aluminium 2.750m

Product Code: **ATI 62 / ATI 49.5 Insert BLACK ANODISED** ● ●  
Supplied with black anodised solid aluminium insert to allow for a fixing free all aluminium installation


Finishes Available Maximum Length  
Mill Aluminium 2.750m

Product Code: **ATI 62 OLYMPIC GRIP** ● ●  
Supplied with a carborundum infill for use in medium traffic areas including external installations

Finishes Available Maximum Length  
Mill Aluminium 2.750m

#### Finishes:

Mill Aluminium



Black Anodised - ATI49.5 only



#### Drilling Availability:

- Drilled retro fit infill
- Undrilled

Fixings not supplied  
Drilling is available - 5% charge





## Carborundum Stair Tread Inserts TSO

**Typical Installation:** To define and provide slip resistance to the edge of stair treads in exterior and wet interior environments. Tolerance allowance should always be made when rebating to allow for any variation in size.

Samples available prior to rebating.

### Profile Olympic ATI 49.5

Aluminium carrier



### OLYMPIC ATI 49.5


Colour Available  
Black

Maximum Length  
2.500m

Supplied undrilled for adhesive fixing.

### Profile Olympic SS256

Formed stainless steel channel



### OLYMPIC SS256

Channel Finish  
Mill Stainless Steel

Maximum Length  
2.000m

Supplied undrilled for adhesive fixing.

### Profile Olympic SS506

Formed stainless steel channel



### OLYMPIC SS506


Channel Finish  
Mill Stainless Steel

Maximum Length  
2.000m

Supplied undrilled for adhesive fixing.

### Profile Olympic 256

uPVC channel



### OLYMPIC 256

Channel Colour  
Black

Maximum Length  
2.000m

Supplied undrilled for adhesive fixing.

Finish:

Mill Stainless Steel



uPVC Channel Colour:

Black



Fixings not supplied



TSO TO SPECIAL ORDER



## Step Insert Discs



Profile installed: Olympic SS256


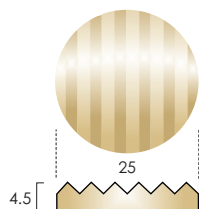




## Solid Brass Stair Tread Insert Discs

**Typical Installation:** To define and provide slip resistance to the edge of stair treads.

Profile **BID 25**



**BID 25**


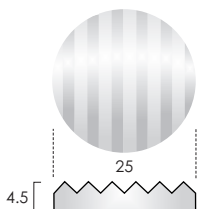
Finishes Available Discs/Tube

	Matt Brass	25
<b>TSO</b>	Antique Brass	25
<b>TSO</b>	Antique Bronze	25

## Aluminium Stair Tread Insert Discs

**Typical Installation:** To define and provide slip resistance to the edge of stair treads.

Profile **AID 25**



**AID 25**

Finishes Available Discs/Tube

	Matt Silver	25
--	-------------	----



### Important Note:

Samples available prior to rebating. Profile dimensions may vary. Tolerance allowance should always be made when rebating to allow for any small variation in size.

For advice please contact C.A.T. sales.

**Always request a sample for approval prior to rebating for finish and size.**

Finishes:

Matt Brass



Antique Brass



Antique Bronze



Matt Silver



**TSO** TO SPECIAL ORDER









## Carborundum Stair Tread Insert Discs TSO

**Typical Installation:** To define and provide slip resistance to the edge of stair treads in exterior and wet interior environments.

### Profile Olympic CID 25

uPVC collar



### OLYMPIC CID 25

Collar Colour



Discs/Tube

Black

25

### Profile Olympic CID 36

uPVC collar



### OLYMPIC CID 36

Collar Colour



Discs/Tube

Black

25

### Profile Olympic CID 50

uPVC collar



### OLYMPIC CID 50

Collar Colour

Discs/Tube

Black

25

### Important Note:

Samples available prior to rebating. Profile dimensions may vary.

Tolerance allowance should always be made when rebating to allow for any small variation in size.

For advice please contact C.A.T. sales.

**Always request a sample for approval prior to rebating for finish and size.**

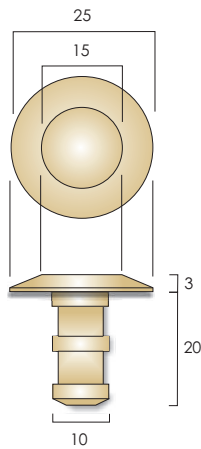


TSO TO SPECIAL ORDER



## Solid Brass Studs TSO

Brass Grade: CZ121



### DEMARICATION STUDS

#### Typical Installation:

To provide a demarcation boundary line, e.g. outside eating areas between coffee houses and at step edges. The low profile design does not present a trip hazard and will not confuse people with vision impairment.

Larger diameter studs can be used on roadways to demarcate parking bays, etc.


Surface pattern: Plain

Supplied: Mill Brass. Also available in pre-aged Antique finish.

#### Finishes Available

- TSO Mill Brass
- TSO Antique Bronze

Tactile studs available to special order.



### INSTALLATION

Demarcation studs are designed to be retro fitted once the paving has been installed. Installation is by drilling holes at the desired spacings, typically 300mm centres.


For further details, please contact the C.A.T. sales office.



TSO TO SPECIAL ORDER



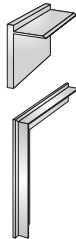
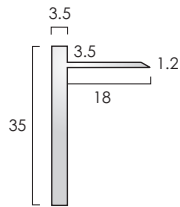
# Staircase Stringer Trims & Edge Profiles



## Aluminium Staircase Stringer Trims

**Typical Installation:** To mask the cut edge of stair nosings and floorcoverings and as a trim detail for landings and areas where there is no foot traffic to the leading edge.

### Profile AT35/3.5



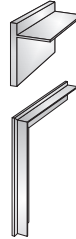
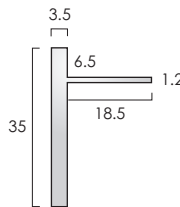
#### AT35/3.5 Straight Lengths

Finishes Available	Maximum Length
Satin Aluminium	2.715m
TSO Polished Aluminium	2.715m

#### AT35/3.5 Welded Angles

Finishes Available	Dimensions
Satin Aluminium	83°/90° 360 x 360mm
TSO Polished Aluminium	83°/90° 360 x 360mm

### Profile AT35



#### AT35 Straight Lengths

Finishes Available	Maximum Length
Satin Aluminium	2.715m
TSO Polished Aluminium	2.715m


#### AT35 Welded Angles

Finishes Available	Dimensions
Satin Aluminium	83°/90° 360 x 360mm
TSO Polished Aluminium	83°/90° 360 x 360mm



Finishes:

Satin Aluminium    Polished Aluminium



TSO TO SPECIAL ORDER

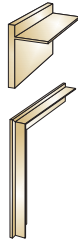
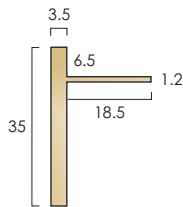




## Solid Brass Staircase Stringer Trims

**Typical Installation:** To mask the cut edge of stair nosings and floorcoverings and as a trim detail for landings and areas where there is no foot traffic to the leading edge.

### Profile BT35



#### BT35 Straight Lengths

##### Finishes Available

	Polished Brass	2.715m
TSO	Satin Brass	2.700m
TSO	Antique Brass	2.700m
TSO	Antique Bronze	2.700m

##### Maximum Length

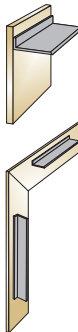
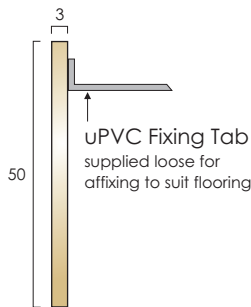
#### BT35 Welded Angles

##### Finishes Available

	Polished Brass	83°/90° 360 x 360mm
TSO	Satin Brass	83°/90° 360 x 360mm
TSO	Antique Brass	83°/90° 360 x 360mm
TSO	Antique Bronze	83°/90° 360 x 360mm

##### Dimensions

### Profile BT50



#### BT50 Straight Lengths

##### Finishes Available

	Polished Brass	2.715m
TSO	Satin Brass	2.700m
TSO	Antique Brass	2.700m
TSO	Antique Bronze	2.700m


##### Maximum Length

#### BT50 Welded Angles

##### Finishes Available

	Polished Brass	83°/90° 360 x 360mm
TSO	Satin Brass	83°/90° 360 x 360mm
TSO	Antique Brass	83°/90° 360 x 360mm
TSO	Antique Bronze	83°/90° 360 x 360mm

##### Dimensions



#### Finishes:

Polished Brass



Satin Brass



Antique Brass



Antique Bronze



TSO TO SPECIAL ORDER

T: +44 (0)1582 561500

e:sales@cat-accs.com

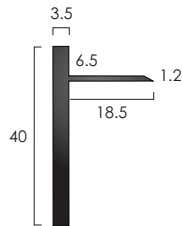
www.thecatweb.com



## PVC Staircase Stringer Trims

**Typical Installation:** To mask the cut edge of stair nosings and floorcoverings and as a trim detail for landings and areas where there is no foot traffic to the leading edge.

Profile **ST40** Rigid PVC



### ST40 Straight Lengths

#### Colours Available

Black  
Light Grey  
Peat



#### Maximum Length

2.715m  
2.715m  
2.715m

### ST40 Welded Angles

#### Colours Available

Black  
Light Grey  
Peat



#### Dimensions

83°/90° 360 x 360mm  
83°/90° 360 x 360mm  
83°/90° 360 x 360mm




Colours:

Black



Light Grey



Peat



Fixings not supplied




TSO TO SPECIAL ORDER

T: +44 (0)1582 561500

e:sales@cat-accs.com

www.thecatweb.com






## Stair Edge Profiles

Stair edge profiles to define the edges of steps where stair nosings are not preferred





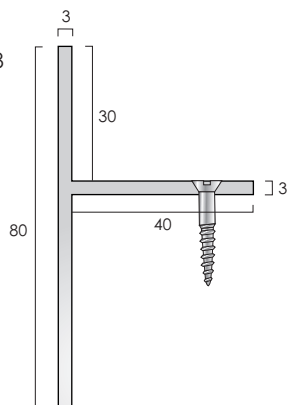
## Step Edge Profiles

**Typical Installation:** To mask the cut edge of stair nosings and floor coverings and as a trim detail for landings and areas where there is no foot traffic to the leading edge.

### Aluminium

#### Profile AE80

Screw size 8



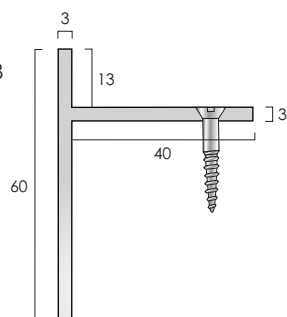
#### AE80

Finishes Available  
Satin Aluminium

Stock Length  
2.715m

#### Profile AE60

Screw size 8



#### AE60

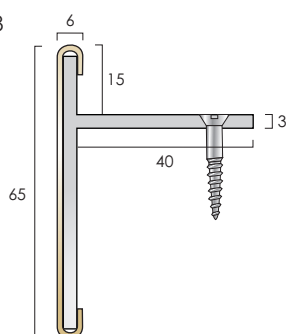
Finishes Available  
**TSO** Satin Aluminium

Stock Length  
2.715m

### Aluminium With Brass Cover

#### Profile BAT 65/15

Screw size 8



#### BAT 65/15

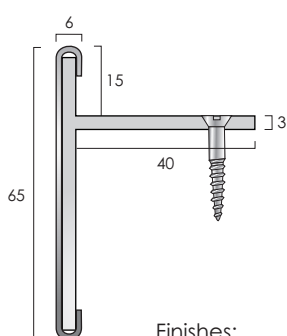
Finishes Available  
Polished Brass  
Satin Brass  
**TSO** Antique Brass  
**TSO** Antique Bronze

Stock Length  
2.000m  
2.000m  
2.000m  
2.000m

### Aluminium With Stainless Steel Cover

#### Profile SAT 65/15

Screw size 8



#### SAT 65/15

Finishes Available  
Bright Stainless Steel  
Brushed Stainless Steel

Stock Length  
2.000m  
2.000m

Finishes:

Satin Aluminium



Polished Brass



Satin Brass




Antique Brass



Antique Bronze



Bright Stainless Steel




Brushed Stainless Steel



**TSO** TO SPECIAL ORDER





# Fabrication







## Fabrication





## Fabrication

### Stair Nosing Fabrication



Work In Progress - BN8 stair nosing curving





## Fabrication

### Stair Nosing Fabrication

We provide a fabrication service for the forming and shaping of stair nosings in brass and aluminium. In addition to the curving of stair nosings we can also produce nosings with welded capped ends and mitred and welded returns. Please contact the sales office for advice on suitability and availability of profiles for curving dependent upon the shape of the step.

#### Lead Times

Production lead times for curves are typically 14 working days, 21 working days for nosings with special finishes.

For larger orders in excess of five curves, please contact the sales office for advice and lead times.

#### Fabrication Charges

When pricing for curved stair nosings, an allowance for wastage of 25% must be made in the manufacturing process.

For quantities, we are happy to provide costs upon receipt of instruction and template.



#### How To Take A Template

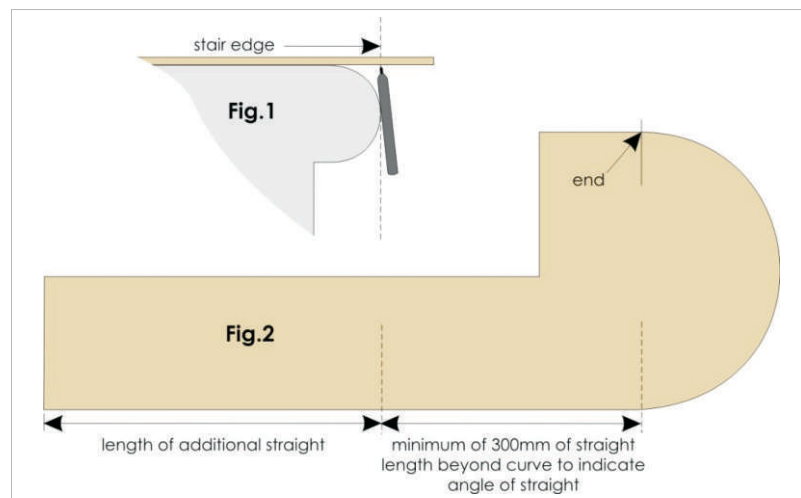
All fabrication requires customer templates on hardboard or similar rigid material. If the template has been taken using a paper material, it should then be transferred to hardboard or similar rigid material. The step edge should be free from existing floor coverings and where required made good with repairs before the template is taken.

Offer template material on top of stair tread and, with a marker pen, draw around the curve on the underside of the template at the stair edge (Fig.1).

Ensure the drawn line is uniform, cut along the mark, then offer the shaped template to the step and make adjustment as required.

#### Information Required On Template (Fig.2)

- Nosing profile and finish
- Customer name and job reference
- Order number
- Top side of template
- Front edge of template
- Insert colour if PVC infill
- Special drilling instructions
- Allowance (if any) for new floor covering
- Date job required



Please note; all fabricated stair nosings are supplied oversize for trimming on site.



## Fabrication

### Stair Nosing Fabrication




#### Curving

Whilst modern buildings staircase design generally does not have curved steps, historical buildings frequently have staircases with curved treads.

A staircase may have one or several curved feature steps at the ground floor or continuous shaped treads on all floors.

Shapes can vary from very gradual curves to treads with a radius at one end (a 'hockey stick'), our fabrication team regularly form all shapes and all sizes to customer templates.

Always seek advice on profile suitability from our sales team.







## Fabrication

### Stair Nosing Fabrication

#### Curving, Capped Ends, Mitred & Welded Returns, Cut Mitres Unwelded




**Curving**



Curved stair nosing formed to template.


**Cut Mitres Unwelded**



Unwelded mitres for cutting in on site where welded mitres are not suitable.




**Mitred & Welded Returns**



Mitred and welded returns are often used on treads in historical buildings where there are treads of differing size, including theatres and public buildings.



**Capped Ends**



Capped ends can be produced on the end of stair nosings where there is an open string for aesthetic reasons.

Please note; all fabricated stair nosings are supplied oversize for trimming on site.

## Fabrication

### Flooring Profile Curving

The curving of flooring profiles is an area of fabrication that we pioneered in the flooring industry in the 1990's as we recognised that specification of floor areas with curved designs were becoming in vogue.

Each year our skilled fabrication team form thousands of profiles for one off residential installations and commercial projects requiring hundreds of curves.

From our extensive range of joining and transition profiles we have a solution for all types of installations where a curved trim detail is required.


From customer templates and plan drawings (where possible) we form in aluminium and brass metals and a number of stainless steel sections.

Lead times for individual curves are typically 14 working days with additional 7 working days if special finishes are to be applied. For multiple curve orders please contact our sales office for current production lead times.

Our sales office and technical sales representatives are happy to assist customers with most suitable product selection having considered effect required, installation environment and manufacturing possibilities.



Working to templates.



Profile installed against template.



Bespoke rug installed to reveal the finished article.

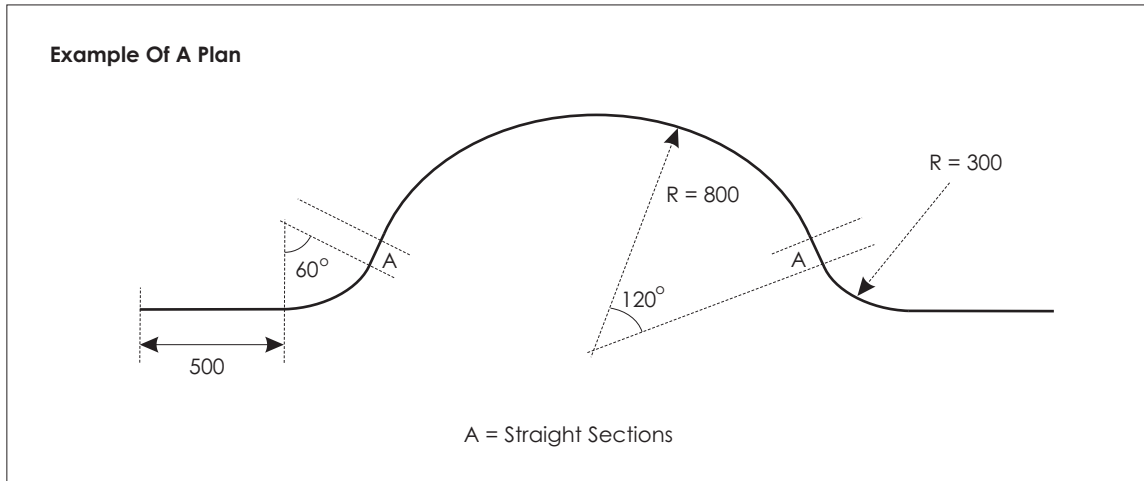




## Fabrication

### Submitting Plans & Drawings

Where it is impractical to supply a template of the required curve, a copy of the project drawing should be submitted. This must indicate radius, overall length (arc and any adjoining straight) and all other information necessary to affect an accurate supply. It is the responsibility of the customer to scale from architect's drawings.



The length of this straight varies dependent upon the radius dimensions. An allowance should always be made when ordering formed profiles, particularly with this type of curve.

Plan drawings must include all relevant information such as whether the curve is to be concave or convex, the overall length of the arc and of any straight sections.

It should also include: customer name, project reference, product code and product finish.

If different flooring materials are being used please advise the thickness and if applicable the compressed thickness, also indicate on the drawing the location in relation to where the profile will be installed. In the event of a joint being required, indicate the preferred location.

Where a concave curve is to adjoin a convex curve, they must be separated by a short straight section.



Whatever the fabrication or modification, please check with the C.A.T. sales department or technical representative to determine that the chosen profile is suitable for the purpose.





## Fabrication





AC38 Satin, formed to a radius

## Bespoke Profile Extrusions

At C.A.T. we work closely with specifiers and flooring contractors to provide profiles specifically for their project floor transition needs.

This close association has resulted in C.A.T. producing and stocking a truly comprehensive range of floor edgings and trims with new products being designed continually. We are happy to initially work from a sketch of the desired section and give advice on manufacturing processes and lead times in brass, aluminium, stainless steel and PVC.

Following discussions, final drawings can be produced for client approval and from information supplied provide costings and production lead times. It should be noted that the production and viability of bespoke sections is largely dependent upon anticipated volumes. C.A.T. are always happy to assist customers in producing profiles in the most cost effective way.





## Case Study - Custom Bright Stainless Steel Threshold

Project: Luxury hotel and spa, Hertfordshire.  
 C.A.T. profile specified: Kliks special width profile with a bright stainless steel top.  
 Application: Threshold detail.

Inside the grand entrance lobby of this Hertfordshire Country Hotel & Spa, you will see our bespoke bright stainless steel cover detail. This flooring trim was fabricated with the larger cover to give an overall wider visual detail. This was achieved using our Kliks™ Twin Top profile with a custom bright stainless steel cover adhered to the top. This bright stainless steel provided a hard-wearing finish in an area of high traffic whilst maintaining a high-quality finish for years to come.




Installed by Trade Carpet Company - James Brunsden



R & D Department & 3D Printing



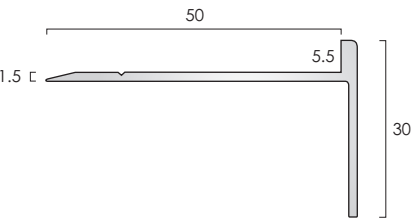
The 3D printing process exists for the purposes of making three-dimensional solid objects from digital files. It is often referred to as 'additive manufacturing' because the object is created by laying down successive layers of material until the required three-dimensional shape is created.

The ability to rapidly prototype a design lends itself very well to the 'bottom-up' approach to solution creation. The designer can trial and error a design quickly in the real world to decide upon its efficacy before either making more tweaks or committing to the final form with confidence.



Prototyping at C.A.T.

Rapid prototyping allows C.A.T. to design and test new ideas for our clients and create tangible samples for large scale projects.





## 3D Printing Design Facility

### 3D Printing Benefits:

- Scale prototypes helping customers visualise the final product.
- Quick and affordable concept development.
- Customisation freedom allowing the client to develop their design to project requirement.

### Required Information


C.A.T. are able to produce finished models from a sketch with a few key dimensions, a 2D CAD file of concept, or a 3D Model of the design. Common file types accepted are DWG, DXF, STL, STEP, IGES, OBJ.

### Lead Times & Costs


Lead times will always depend upon size and complexity. C.A.T. will always endeavour to supply our 3D printed samples within 7 days of a request. To get a quote, please send a file or drawing to us and how many samples you need printing.

### Product Development

At C.A.T. our team are continually developing new concepts and adding innovative products to our range. New flooring products and evolving customer requirements give us an exciting opportunity to bring new ideas to the market and maintain our objective to produce the finest quality flooring profiles and accessories.




Printing 3D sample



Finished 3d print



Complete sample with infill



# Stair Nosing Installation Guides

Product Guide	Page
Adhesive Only Fixing	191
Stair nosings with PVC infill - for retro fit	192
Aluminium stair nosings with ATI49.5 aluminium insert plate - for hidden fixings	193
FPA Stair tread insert plates	194
Aluminium stair nosings with aluminium concealing trim - for hidden fixings	195
ANE Nap edge profile with stair nosings - for retro fit fixing	196
Brass stair nosings with BTI49.5 brass insert plate - for hidden fixings	197
BNE Nap edge profile with stair nosings - for retro fit fixing	198
BNFE30 Ramp edge profile with stair nosings - for retro fit fixing	199
Stair nosings with ribbed & castellated treads	200
PVC Stair nosings	201

## Product Range

### General:

#### ADHESIVE FIX ONLY OF C.A.T. STAIR NOSINGS



C.A.T. are pleased to recommend adhesive fix only on stair nosing installations where F. Ball & Co. Ltd's Stycco Flex Rapid Curing Flexible Adhesive is used.

The benefits of using adhesive only are a speedier installation time and reduced noise during the installation period, ideal for situations where buildings are continually in use or for night time installations.

F. Ball & Co. Ltd have tested Stycco Flex with our aluminium and brass stair nosings and include our products in their Recommended Adhesive Guide.

Stycco Flex adhesive is engineered to secure our extrusions and stair nosings for the life of the installation, subject to the terms and conditions listed below.

### Terms & Conditions:

1. The installation must be carried out following the adhesive manufacturer's instructions meticulously.
2. The subfloor to which the stair nosing(s) are to be affixed must be sound, strong and level. The back of the stair nosing must be clean.
3. The type of stair nosing installed must be of the correct specification for the type of application. For guidance, please contact our sales office.
4. The installation must be maintained in accordance with our maintenance guide for the stair nosings.
5. The installation must not be subject to unreasonable force, contamination, abuse or vandalism.
6. For heavily trafficked stairs we still advise the use of mechanical fixings as well as adhesive. See our range of concealed fixing stair nosings for attractive methods of mechanical fixing.
7. Before any claim will be examined, the contractor must supply us with a copy of the invoice for the stair nosings, a copy of the invoice for the adhesive and a copy of the works instructions given by the contractor to the installing fitter.
8. C.A.T. will not accept any claim for bond failure of adhesive fix stair nosings unless all of the above is observed and followed.
9. C.A.T. will not accept any claim for consequential loss.

**Access to the stairs should only be permitted when the adhesive has had time to fully cure.**




## Product Installation Guide

**Catalogue Reference:** STAIR NOSINGS WITH PVC INFILL FOR RETRO FIT

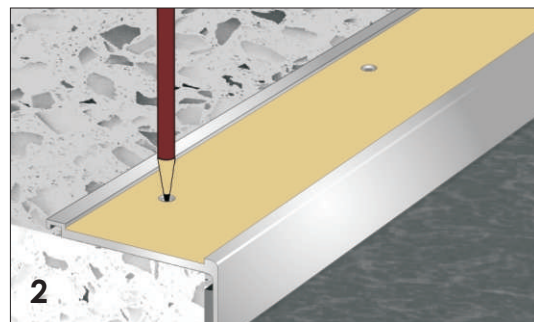
**Product Description:** Extruded Brass, extruded Aluminium and formed Stainless Steel profiles supplied with Castellated PVC slip resistant infill for on site retro-fit, concealed fixing.  
Profiles supplied cut to customer sizes or in stock lengths for cutting on site, pre-drilled/countersunk for size 8 screws and with double-sided adhesive tape pre-applied into the channel.  
PVC infill supplied oversized for trimming on site.

**General:** It is recommended that stair nosings are installed using \*adhesive and screws to ensure against 'rattle' and to achieve the most secure fixing.  
PVC Infill should be fitted at room temperature, not cold environments, to avoid the possibility of contraction. If dust, moisture or other contaminants are allowed to come into contact with the exposed adhesive tape, the performance will be seriously affected and may lead to product failure

### Installation:




The steps to which the stair nosings are to be affixed must be in good, sound order with any remedial works being completed before commencing the installation.



Fit the riser covering (where applicable) before placing the stair nosing profile onto the step to mark off the position of the holes. Drill according to the substrate: pilot holes in timber, holes for plastic plugs in solid surfaces.




Ensure that the surface of the step is dust and grease free and apply three beads of adhesive to the underside of the stair nosing profile.



Return the stair nosing profile to the step edge, align with the drilled holes and secure with screws.



Remove the protective paper to expose the double-sided adhesive tape and starting at one end firmly press the infill into the channel of the profile working along the length. DO NOT STRETCH THE INFILL.



To ensure that the infill is completely bonded, run along the length of the installed piece with a hand roller applying a little pressure to expel any air bubbles. Trim off the excess infill to complete to installation.



**Access to the stairs should only be permitted when the adhesive has had time to fully cure.**

C.A.T. can now \*recommend the use of STYCCO FLEX to fix any of its extensive range of stair nosings, stair edgings and stair insert products. STYCCO FLEX is a rapid curing flexible adhesive with excellent gap filling properties that can be used outside as well as inside.

\*subject to following the instructions given by F. Ball and Co Ltd in their STYCCO FLEX product technical data sheet, safety data sheet and installation guidelines, available in full from: [www.f-ball.com](http://www.f-ball.com)



## Product Installation Guide

### Product Range

#### ALUMINIUM STAIR NOSINGS WITH ATI 49.5 ALUMINIUM INSERT PLATE FOR HIDDEN FIXINGS


### Product Description:

Aluminium stair nosing with channel for screw fixings, supplied with separate ATI 49.5 Insert Plate to provide for hidden fixing. ATI 49.5 Insert Plate supplied with self-adhesive tape pre-applied to underside.


### General:

It is recommended that stair nosings are glued and screwed to steps to prevent rattle, provide the most secure fixing and ensure product performance. Ensure that the steps are level and in good repair. Any remedial work should be completed in advance of fixing the stair nosings and where this requires wet treatments, these must be allowed to fully cure before commencing the installation.

### Installation:




The ATI 49.5 Aluminium Insert Plate is supplied loose-laid in the channel of the stair nosing profile. Carefully remove it and set it aside on a flat surface, taking care not to bend or otherwise distort it. Affix the stair nosing profile using size 8 screws and bedding adhesive.




It is vital that all screw heads are down flush or below the surface of the channel. Any that remain raised will compromise the fit and bond of the concealing strip possibly resulting in product failure at a later date.



Thoroughly degrease the channel of the now fixed profile and allow all moisture and vapours to fully dissipate.



Handling carefully so as not to bend or otherwise distort the ATI49.5 Insert Plate, remove the protective backing paper from the adhesive tape.



Position the ATI 49.5 Insert Plate over the channel and press into place.



Finish with a seam roller to ensure complete contact along the entire length of the now joined pieces.



**Access to the stairs should only be permitted when the adhesive has had time to fully cure.**

C.A.T. can now \*recommend the use of STYCCO FLEX to fix any of its extensive range of stair nosings, stair edgings and stair insert products. STYCCO FLEX is a rapid curing flexible adhesive with excellent gap filling properties that can be used outside as well as inside.

\*subject to following the instructions given by F. Ball and Co Ltd in their STYCCO FLEX product technical data sheet, safety data sheet and installation guidelines, available in full from: [www.f-ball.com](http://www.f-ball.com)



## Product Installation Guide

### Catalogue References: **FPA STAIR TREAD INSERT PLATES**


#### Product Description:

FPA aluminium stair tread insert plates provide definition and foot traction where a stair nosing is not preferred. Can also be used as a floor inlay feature (see separate guide)  
Suitable for use in timber, stone, ceramics, concrete and all post-affixed flooring materials.  
Available in Mill Finish.


#### General:

FPA aluminium stair tread insert plates are designed and supplied for \*adhesive fixing only. They can also be used externally when a two-part epoxy resin is the preferred choice for fixing.  
It is recommended that a sample of the chosen profile be requested for approval prior to routing the rebate so as to ensure that the rebate is created to dimensions that will accommodate both the profile and the fixing adhesive whilst leaving the top edge of the profile approximately 2mm proud of the tread surface to provide for foot traction.


#### Installation:




Rebate the tread as required to accommodate the width of the chosen profile and to a depth sufficient to allow for the adhesive and for the profile to remain approximately 2mm proud of the tread surface in the finished installation.  
Ensure that the rebate is dust and grease free before applying the adhesive.



Apply a bead of adhesive to the centre of each of the rebates. The amount of adhesive should be sufficient to spread across the base and part way up the walls of the profile but not ooze above the top surface when pressed into position.



Position the profiles into the rebates and press firmly down onto the adhesive.



Finish with a hand roller to ensure an even spread of the adhesive. In the finished installation, all profiles should be level one to another and approximately 2mm proud of the tread surface.



**Access to the stairs should only be permitted when the adhesive has had time to fully cure.**

C.A.T. can now \*recommend the use of STYCCO FLEX to fix any of its extensive range of stair nosings, stair edgings and stair insert products. STYCCO FLEX is a rapid curing flexible adhesive with excellent gap filling properties that can be used outside as well as inside.

\*subject to following the instructions given by F. Ball and Co Ltd in their STYCCO FLEX product technical data sheet, safety data sheet and installation guidelines, available in full from: [www.f-ball.com](http://www.f-ball.com)



## Product Installation Guide

### Product Range

#### ALUMINIUM STAIR NOSINGS WITH ALUMINIUM CONCEALING TRIM FOR HIDDEN FIXINGS


### Product Description:

Aluminium stair nosing with channel for screw fixings, supplied with separate aluminium concealing trim to provide for hidden fixing. Concealing trim supplied with self-adhesive tape pre-applied to underside.

### General:

It is recommended that stair nosings are glued and screwed to steps to prevent rattle, provide the most secure fixing and ensure product performance. Ensure that the steps are level and in good repair. Any remedial work should be completed in advance of fixing the stair nosings and where this requires wet treatments, these must be allowed to fully cure before commencing the installation.

### Installation:




The aluminium concealing strip is supplied loose-laid in the channel of the stair nosing profile. Carefully remove it and set it aside on a flat surface, taking care not to bend or otherwise distort it. Affix the stair nosing profile using size 8 screws and bedding adhesive.




It is vital that all screw heads are down flush or below the surface of the channel. Any that remain raised will compromise the fit and bond of the concealing strip possibly resulting in product failure at a later date.



Thoroughly degrease the channel of the now fixed profile and allow all moisture and vapours to fully dissipate.



Handling carefully so as not to bend or otherwise distort the concealing strip, remove the protective backing paper from the adhesive tape.

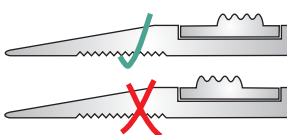


Position the concealing strip over the channel and press into place without bending or distorting it.

**Note that the ribs of the concealing strip are not central in the piece and so the strip must be inserted with the widest part of the flat area towards the back edge to ensure symmetry in the finished installation.**



Finish with a seam roller to ensure complete contact along the entire length of the now joined pieces.



**Access to the stairs should only be permitted when the adhesive has had time to fully cure.**



C.A.T. can now \*recommend the use of STYCCO FLEX to fix any of its extensive range of stair nosings, stair edgings and stair insert products. STYCCO FLEX is a rapid curing flexible adhesive with excellent gap filling properties that can be used outside as well as inside.

\*subject to following the instructions given by F. Ball and Co Ltd in their STYCCO FLEX product technical data sheet, safety data sheet and installation guidelines, available in full from: [www.f-ball.com](http://www.f-ball.com)



## Product Installation Guide

**Catalogue Reference:**
**ANE NAP EDGE PROFILE WITH STAIR NOSINGS USING RETRO-FIT FIXINGS**
**Product Description:**


ANE is an aluminium profile used to trap and protect the nap of the carpet. Designed to interlock with C.A.T. 5mm gauge aluminium stair nosings with interlock feature at the back edge. Supplied pre-punched with carpet gripper and cut to customer sizes or in stock lengths for cutting on site.

**General:**


It is recommended that nap edges are installed using \*adhesive and screws to achieve the most secure fixing.

**Installation:**


The steps to which the profiles are to be affixed must be in good, sound order with any remedial works being completed before commencing the installation.



Fit the riser covering (where applicable) before placing the stair nosing profile and the ANE profile onto the step to mark off the position of the holes. Drill according to the substrate: pilot holes in timber, holes for plastic plugs in solid surfaces.



Ensure that the surface of the step is dust and grease free, apply three beads of adhesive to the underside of the stair nosing profile and two beads of adhesive to the underside of the ANE profile. Re-position both profiles over the pre-drilled holes having interlocked the features between the two and secure with screws.



Remove the protective paper from the adhesive tape in the nosing channel, position the PVC infill strip and without stretching it, press it firmly into place before using a seam roller to expel any air bubbles. Trim and fit the tread carpet into the nap edge of the ANE profile.



Place a carpet remnant over the nap edge feature to protect it from being scratched.



Using a block of wood and a rubber mallet, tap the nap edge down to trap the carpet. Work along the piece with even blows until the required grip has been achieved and the nap edge runs level from end to end.



**Access to the stairs should only be permitted when the adhesive has had time to fully cure.**

C.A.T. can now \*recommend the use of STYCCO FLEX to fix any of its extensive range of stair nosings, stair edgings and stair insert products. STYCCO FLEX is a rapid curing flexible adhesive with excellent gap filling properties that can be used outside as well as inside.

\*subject to following the instructions given by F. Ball and Co Ltd in their STYCCO FLEX product technical data sheet, safety data sheet and installation guidelines, available in full from: [www.f-ball.com](http://www.f-ball.com)



## Product Installation Guide

### Product Range

#### BRASS STAIR NOSINGS WITH BTI 49.5 BRASS TREAD INSERT PLATE FOR HIDDEN FIXINGS


### Product Description:

Brass stair nosing with channel for screw fixings, supplied with separate BTI 49.5 Tread Insert Plate to provide for hidden fixing. BTI 49.5 Tread Insert Plate supplied with self-adhesive tape pre-applied to underside.


### General:

It is recommended that stair nosings are glued and screwed to steps to prevent rattle, provide the most secure fixing and ensure product performance. Ensure that the steps are level and in good repair. Any remedial work should be completed in advance of fixing the stair nosings and where this requires wet treatments, these must be allowed to fully cure before commencing the installation.


### Installation:



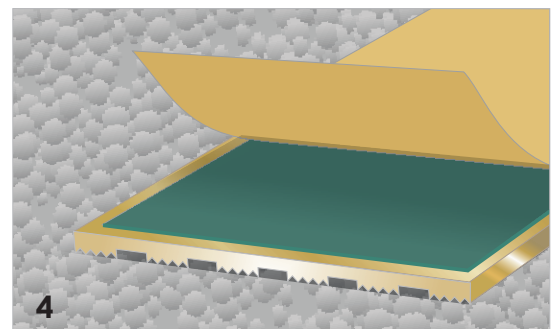
The BTI 49.5 Tread Insert Plate is supplied loose-laid in the channel of the stair nosing profile. Carefully remove it and set it aside on a flat surface, taking care not to bend or otherwise distort it. Affix the stair nosing profile using size 8 screws and bedding adhesive.




It is vital that all screw heads are down flush or below the surface of the channel. Any that remain raised will compromise the fit and bond of the BTI 49.5 Tread Insert Plate, possibly resulting in product failure at a later date.




Thoroughly degrease the channel of the now fixed stair nosing profile and allow all moisture and vapours to fully dissipate.



Handling carefully so as not to bend or otherwise distort the BTI 49.5 Tread Insert Plate, remove the protective backing paper from the adhesive tape.



Position the BTI 49.5 Insert Plate over the channel and press into place.



Finish with a seam roller to ensure complete contact along the entire length of the now joined pieces.



**Access to the stairs should only be permitted when the adhesive has had time to fully cure.**

C.A.T. can now \*recommend the use of STYCCO FLEX to fix any of its extensive range of stair nosings, stair edgings and stair insert products. STYCCO FLEX is a rapid curing flexible adhesive with excellent gap filling properties that can be used outside as well as inside.

\*subject to following the instructions given by F. Ball and Co Ltd in their STYCCO FLEX product technical data sheet, safety data sheet and installation guidelines, available in full from: [www.f-ball.com](http://www.f-ball.com)



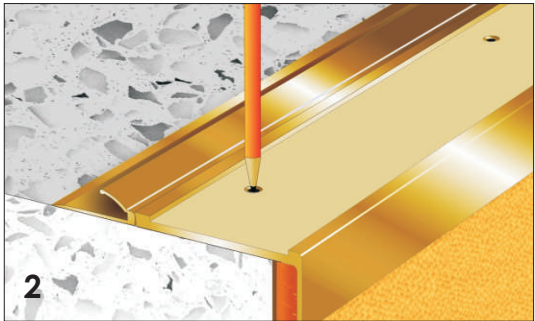
Product Installation Guide

Catalogue Reference:	BNE NAP EDGE PROFILE WITH STAIR NOSINGS USING RETRO-FIT FIXINGS
Product Description:	BNE is a brass profile used to trap and protect the nap of the carpet. Designed to abut to C.A.T. 4.5mm and 5mm gauge brass stair nosings or stand-alone for use where 5mm resilient flooring adjoins carpet. Supplied pre-punched with carpet gripper and cut to customer sizes or in stock lengths for cutting on site.
General:	It is recommended that nap edges are installed using *adhesive and screws to achieve the most secure fixing.


Installation:



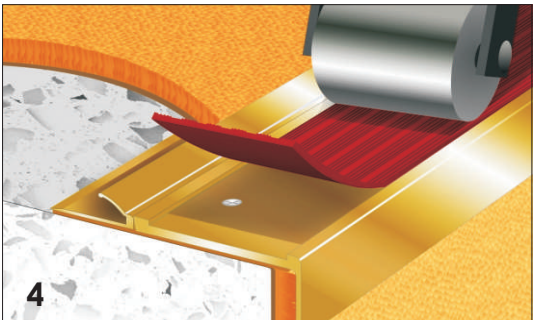
1  
The steps to which the profiles are to be affixed must be in good, sound order with any remedial works being completed before commencing the installation.




2  
Fit the riser covering (where applicable) before placing the stair nosing profile and the BNE profile onto the step to mark off the position of the holes. Drill according to the substrate: pilot holes in timber, holes for plastic plugs in solid surfaces.



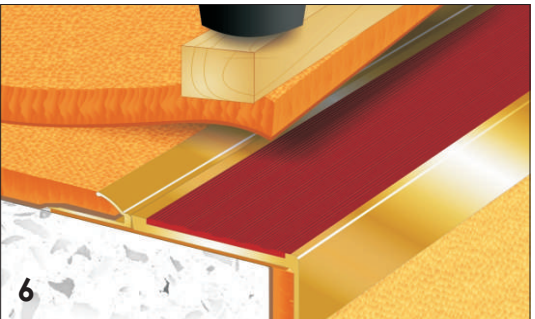
3  
Ensure that the surface of the step is dust and grease free, apply three beads of adhesive to the underside of the stair nosing profile and two beads of adhesive to the underside of the BNE profile. Re-position both profiles over the pre-drilled holes and secure with screws.



4  
Remove the protective paper from the adhesive tape in the nosing channel, position the PVC infill strip and without stretching it, press it firmly into place before using a seam roller to expel any air bubbles. Trim and fit the tread carpet into the nap edge of the BNE profile.



5  
Place a carpet remnant over the nap edge feature to protect it from being scratched.



6  
Using a block of wood and a rubber mallet, tap the nap edge down to trap the carpet. Work along the piece with even blows until the required grip has been achieved and the nap edge runs level from end to end.



Access to the stairs should only be permitted when the adhesive has had time to fully cure.

C.A.T. can now \*recommend the use of STYCCO FLEX to fix any of its extensive range of stair nosings, stair edgings and stair insert products. STYCCO FLEX is a rapid curing flexible adhesive with excellent gap filling properties that can be used outside as well as inside.  
\*subject to following the instructions given by F. Ball and Co Ltd in their STYCCO FLEX product technical data sheet, safety data sheet and installation guidelines, available in full from: [www.f-ball.com](http://www.f-ball.com)




## Product Installation Guide

<b>Catalogue Reference:</b>	<b>BNFE30 RAMP EDGE PROFILE WITH STAIR NOSINGS USING RETRO-FIT FIXINGS</b>
<b>Product Description:</b>	BNFE30 is a ramp profile used for installation behind brass stair nosings for a retro fit on stone and timber stairs and stairs fitted with LVT and other hard flooring. Supplied undrilled for adhesive fixing or with Stick Fix tape pre-applied. Available in stock lengths for cutting on site or cut sizes.
<b>General:</b>	BNFE30 can also be used as a feather edge to butt to 5mm flooring.


### Installation:




The steps to which the profiles are to be affixed must be in good, sound order with any remedial works being completed before commencing the installation.




Place the stair nosing profile onto the step to mark off the position of the holes.  
Drill according to the substrate: pilot holes in timber, holes for plastic plugs in solid surfaces.




Ensure that the surface of the step is dust and grease-free, apply three beads of adhesive to the underside of the stair nosing profile before re-positioning over the pre-drilled holes and securing with screws.



Remove the protective paper from the adhesive tape on the PVC infill strip and without stretching it, press it firmly into place before using a seam roller to expel any air bubbles.



If fixing the BNFE30 with adhesive, apply this to the underside of the profile.  
If fixing with Stick Fix, remove the protective paper.



Position the BNFE30 behind the installed stair nosing and press firmly into position.



**Access to the stairs should only be permitted when the adhesive has had time to fully cure.**

C.A.T. can now \*recommend the use of STYCCO FLEX to fix any of its extensive range of stair nosings, stair edgings and stair insert products. STYCCO FLEX is a rapid curing flexible adhesive with excellent gap filling properties that can be used outside as well as inside.


\*subject to following the instructions given by F. Ball and Co Ltd in their STYCCO FLEX product technical data sheet, safety data sheet and installation guidelines, available in full from: [www.f-ball.com](http://www.f-ball.com)




Product Installation Guide

Product Range	STAIR NOSINGS WITH RIBBED & CASTELLATED TREADS & RAMPED BACK
Product Description:	Extruded brass profiles with ribbed treads and extruded aluminium profiles with castellated or ribbed treads. Profiles supplied cut to customer sizes or in stock lengths for cutting on site, pre-drilled/countersunk for size 8 screws. The screw heads remain visible in the finished installation.
General:	It is recommended that stair nosings are installed using *adhesive and screws to ensure against 'rattle' and to achieve the most secure fixing.


Installation:




The steps to which the stair nosings are to be affixed must be in good, sound order with any remedial works being completed before commencing the installation.



When installing a ramp-back profile over a resilient floor covering, fit the covering before placing the stair nosing profile onto the step to mark off the position of the holes. Drill according to the substrate: pilot holes in timber, holes for plastic plugs in solid surfaces.



Ensure that the surface of the step is dust and grease free and apply three beads of adhesive to the underside of the stair nosing profile.



Return the stair nosing profile to the step edge, align with the drilled holes and secure with screws.



Access to the stairs should only be permitted when the adhesive has had time to fully cure.

C.A.T. can now \*recommend the use of STYCCO FLEX to fix any of its extensive range of stair nosings, stair edgings and stair insert products. STYCCO FLEX is a rapid curing flexible adhesive with excellent gap filling properties that can be used outside as well as inside. \*subject to following the instructions given by F. Ball and Co Ltd in their STYCCO FLEX product technical data sheet, safety data sheet and installation guidelines, available in full from: [www.f-ball.com](http://www.f-ball.com)



## Product Installation Guide

### Product Range

**PVC STAIR NOSINGS WITH CASTELLATED TREADS - Square Back**

### Product Description:

Stick down flexible profiles suitable for light commercial and residential applications.


### General:

PVC stair nosings should be fitted at room temperature, not cold environments, to avoid the possibility of contraction.  
The steps to which the stair nosings are to be affixed must be in good, sound order with any remedial works being completed before commencing the installation.


### Installation:




1  
With the riser covering in place, apply 3 beads of \*adhesive to the underside of the stair nosing before placing in position at the edge of the step.




2  
Press the stair nosing into place applying firstly hand pressure to ensure its correct position and secondly a hand roller to ensure an even spread of adhesive.



3  
With the stair nosing secured, apply and spread the adhesive required to bond the floor covering. Avoid any overspill of adhesive onto the stair nosing.




4  
Position the cut edge of the flooring material square to the back edge of the stair nosing applying even hand pressure to ensure accurate and even alignment.



5  
Finish with a hand roller along the edge of the flooring material as it abuts to the stair nosing for an even, flush seam.

PVC Stair Nosing profiles can be installed with FPT33 PVC Staircase Stringer Trim to mask the cut edge of the stair nosings.



**Access to the stairs should only be permitted when the adhesive has had time to fully cure.**




C.A.T. can now \*recommend the use of STYCCO FLEX to fix any of its extensive range of stair nosings, stair edgings and stair insert products. STYCCO FLEX is a rapid curing flexible adhesive with excellent gap filling properties that can be used outside as well as inside.

\*subject to following the instructions given by F. Ball and Co Ltd in their STYCCO FLEX product technical data sheet, safety data sheet and installation guidelines, available in full from: [www.f-ball.com](http://www.f-ball.com)



Screws

	Type	Size	Box Qty
	Zinc Plated	6 x 1.1/4"	200
	Zinc Plated	8 x 1.1/4"	200
	Brass	6 x 1.1/4"	200
	Brass	8 x 1.1/4"	200
	Stainless Steel	6 x 1.1/4"	200
	Stainless Steel	8 x 1.1/4"	200
	Aluminium Anodised	8 x 1.1/4"	200
	Chrome	6 x 1.1/4"	200 50
	Chrome	6 x 1.1/2"	200 50
	Chrome	8 x 1.1/4"	200 50
	Antique Brass/Antique Bronze	6 x 1.1/4"	200 50
	Antique Brass/Antique Bronze	8 x 1.1/4"	200 50



Adhesive

Type	Cartridge Size
Stycco Flex Rapid Curing	290ml



Carpet Accessory Trims Ltd  
Park Avenue Estate, Units 24 A,B,C, Sundon Park Rd,  
Luton LU3 3BP, United Kingdom

+44 (0) 1582 561500   sales@cat-accs.com

[www.thecatweb.com](http://www.thecatweb.com)

