

## System 4 Mechanical Ventilation with Heat Recovery (MVHR)

All HRXE-HERA models have been designed with 100% automatic bypass, listed on the SAP Product Characteristics Database (PCDB).

The HRXE-HERA range operate by continuously extracting moisture-laden air from 'wet' rooms within the property whilst simultaneously drawing in fresh, filtered supply air from outside.

The heat from the extracted stale air is recovered via a heat exchanger inside the heat recovery unit which becomes tempered and filtered, before supplied in to the habitable rooms, creating comfortable and well ventilated homes.

### Key features

- ▶ The heat exchanger block within these units can recover up to 95% of the normally wasted heat. The two independent fans have full-speed control for background and boost ventilation rates.
- ▶ The HRXE-HERA range has a Summer bypass function. In warmer months this function automatically activates to ensure the property is being well-ventilated and comfort levels are maintained in the home by continuously drawing in fresh filtered air into the habitable rooms.
- ▶ Due to its intelligent design, there will be no reduction in airflow when operating in bypass mode resulting in enhanced performance.
- ▶ Designed to provide optimised balanced (supply and extract) mechanical ventilation with heat recovery and both listed on the PCDB.
- ▶ Weight: 20kg.


### Accessories

Code	Description
HRXE-HERA-AV	Anti-Vibration tray suitable for all HRXE-HERA models
397	Condensate Drain Kit for all HRXE-HERA models
SPR428	Replacement filters (pair)

**YOUR  
VENTILATION  
SPECIALIST**

**03443 715 523**

[www.domusventilation.co.uk](http://www.domusventilation.co.uk)

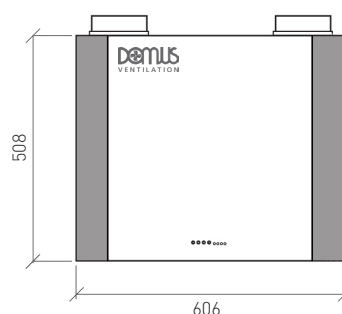


Codes	Description
HRXE-HERA	Standard unit with 100% bypass
HRXE-HERA-H	Standard unit with 100% bypass and integral humidistat
HRXE-HERA-OP	Opposite handed unit with 100% bypass
HRXE-HERA-OPH	Opposite handed unit with 100% bypass and integral humidistat

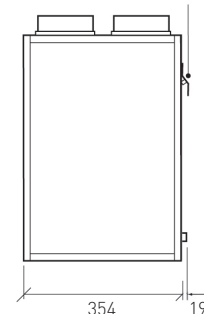
### Dimensions (mm)



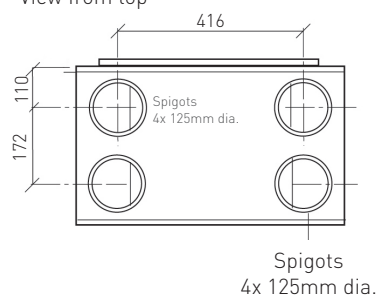
Front View

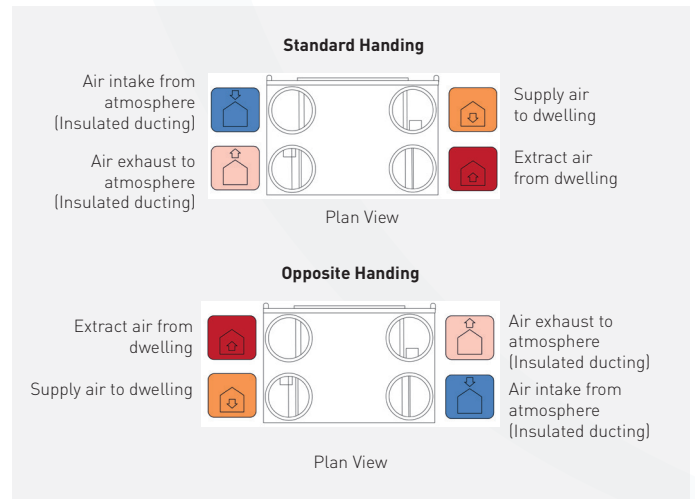
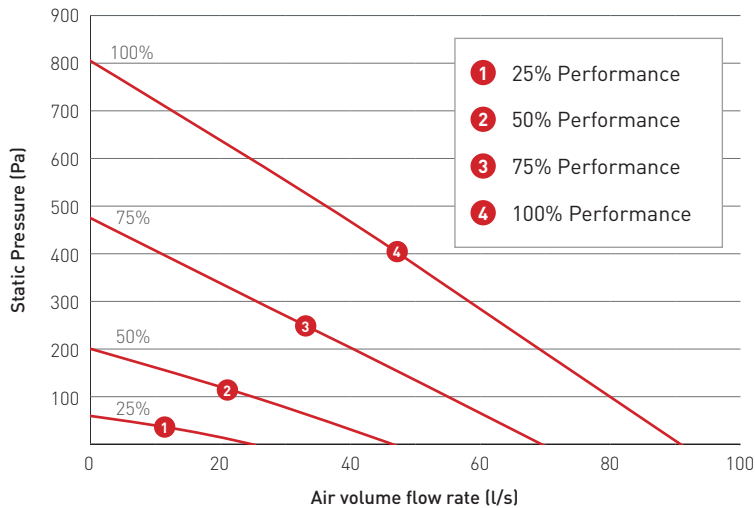


Side View Mounting bracket



View from top





## HRXE PRODUCT CHARACTERISTICS DATABASE (SAP 2012 TEST RESULTS)

Application	Specific Fan Power (W/l/s)	Heat Exchange Efficiency	Energy Saving Trust Best Practice Compliant
Kitchen + 1 Wet Room	0.52	90%	Yes
Kitchen + 2 Wet Room	0.59	89%	Yes
Kitchen + 3 Wet Room	0.77	87%	Yes
Kitchen + 4 Wet Room	1.00	86%	Yes
Kitchen + 5 Wet Room	1.23	86%	Yes

## BREAKOUT SOUND PERFORMANCE

Curve	Max power consumption (Watts)		Sound Power Levels dB re 1pW (Frequency Hz)								dBA @3m
			63	125	250	500	1k	2k	4k	8k	
1	7	Open inlet	38	31	27	23	<16	<16	<16	<16	<16
		Open outlet	38	34	31	31	22	<16	<16	<16	
		Breakout	37	31	24	20	<16	<16	<16	<16	
2	19	Open inlet	39	38	48	40	35	29	16	<16	24
		Open outlet	48	54	53	55	49	47	35	24	
		Breakout	43	48	44	42	34	29	<16	<16	
3	69	Open inlet	44	47	57	50	45	41	30	21	34
		Open outlet	55	63	63	65	60	59	49	40	
		Breakout	56	57	53	52	44	40	28	18	
4	155	Open inlet	48	52	59	55	50	46	35	27	40
		Open outlet	60	67	69	69	64	64	54	46	
		Breakout	59	60	58	59	49	46	35	27	

The maximum power consumption shown above (Watts) is consumed on units running continuously, not taking into account any heat recovery saving and based on SAP Product Characteristic Database (PCDB) testing. The breakout case-radiated dBA values are given for Hemispherical free field radiation at 3m - to obtain the Spherical radiated data, subtract 3 dBA.

Please note: Sound data is provided at a particular duty point for 25%, 50%, 75% and 100%. For accurate sound data at a specific speed duty, please call the office on 03443 715 523. 5 year warranty\*.

\*First year parts and labour

## YOUR VENTILATION SPECIALIST

### 03443 715 523

[www.domusventilation.co.uk](http://www.domusventilation.co.uk)