

aspect[®]

Beautifully design, easy to install
PVC-U bi-fold and flush French doors



**MADE & RECYCLED
IN THE UK**

eurocell[®]

All together better

NEW

INTRODUCING THE BEST

**FULLY ADJUSTABLE BUTT HINGES
FOR AN ELEGANT LOOK**

**A CHOICE OF THRESHOLDS TO SUIT
INCLUDING PART M COMPLIANT
LOW THRESHOLDS**

**SEAMLESS
DESIGN**

**DOOR RESTRICTOR
AVAILABLE**

aspect®

NEW FLUSH FRENCH DOORS

THE PERFECT COMPLEMENT

Aspect flush French doors are the perfect partner to our Logik S Flush Sash and Modus windows.

LOOKING FRENCH DOORS IN EUROPE. PROBABLY.

New Aspect flush French door opens up even more opportunities for installers.

The French door remains the most popular choice of lifestyle door with consumers, and the design hasn't changed a lot in the past 30 years. However, installers now have a new option for customers - a flush sash panoramic French door.

The new door design uses the slim, stylish profile and attractive chamfered glazing rebate of our Aspect bi-fold door system.

The contemporary flush finish and super slim sightlines are only part of the story, though. With no bulky, floating dummy mullion to interrupt the full width glazing, there's a truly panoramic view to be enjoyed from inside the house.



Meanwhile, the view from outside is enhanced by the use of elegant butt hinges rather than the conspicuous exterior flag hinges dictated by a rebated door. This discreet, adjustable pencil hinge design preserves the smooth exterior lines of the frame and sash in keeping with today's design trends. Plus, they offer the option of inward or outward opening to increase design flexibility where space is limited.





Image courtesy of Lissatt Homes

aspect®

VISUALLY STUNNING FOLDING SLIDING DOORS HAVE
NEVER BEEN SO EASY TO FABRICATE AND FIT

The first bi-fold door on the UK market to achieve BBA
certification and Secured by Design accreditation

Architectural door style in demand

As homeowners and housebuilders seek to improve their homes and inject that elusive 'wow' factor, the stunning bi-fold style of door has become an increasingly popular choice. Panoramic doors enable large glazed 'walls' to be created, flooding interiors with natural light and bringing the outside into the home. The concertina-style folding and sliding design enables the entire doorway to be opened up, seamlessly integrating indoor and outdoor spaces.

Aspect makes aspirations a reality

To help fabricators and installers meet this growing demand, Eurocell developed Aspect – a high-performance, secure and visually stunning PVC-U bi-fold door system that's designed for hassle-free fabrication and fitting. Aspect offers all the aesthetic and functional benefits of timber and aluminium alternatives, but at a more affordable price. It incorporates a host of intelligently designed and precision-engineered bespoke components that enable accurate, consistent, straightforward fabrication and installation.

WHY CHOOSE ASPECT?



Purpose-designed system for superior performance



Fast, accurate installation



U-values as low as 0.9*



Patented features for superior looks



BBA certified and Secured By Design approved



Cheaper than aluminium and timber alternatives



Bespoke British designed hardware



10-year guarantee for peace of mind

Performance and price to set your business apart

Whether you're a fabricator or installer, Aspect enables you to set your business apart from the competition by offering your customers market-leading, quality-assured, lifestyle-enhancing PVC-U bi-fold doors at attractive prices.

Fully accredited

Eurocell pushes the boundaries of design and performance in the bi-fold door category with it being the first of few bi-fold doors on the UK market to gain BBA accreditation and Secured by Design status.

Meeting the requirements of these two important standards means that Aspect bi-fold doors are perfect for all new build applications, where Secured by Design is being specified to meet the requirements of Approved Document Q.



**Certificate number
13/5043**



* For triple glazed door. 1.3 for double glazed door

INTELLIGENT DESIGN

CREATES THE LEADING PVC-U BI-FOLD DOOR SYSTEM



Aesthetics

- ▶ Door openings can be up to six metres wide, with up to seven door panels. The unique roller assembly means doors can be configured to meet customer preferences, including the popular 4/2/2 configuration as well as simple 2/2/0 arrangements to replace existing patio doors.
- ▶ A patented trim conceals unsightly black gaskets between door leaves, creating a clean, attractive finish.
- ▶ Doors require no dummy mullion – a patented feature – creating an uncluttered door finish with equal sight lines to rival any bi-fold door on the market.
- ▶ Doors can be fitted with midrails and letter plates for front entrances, and can even incorporate opening sashes within the door.
- ▶ Attractive, unobtrusive D-handle fits flat to the door frame, enabling opened door leaves to sit neatly side by side – maximising the size of the door opening.
- ▶ Compatible with Eurocell Logik window and conservatory systems.
- ▶ Optional roller track brush pile for improved aesthetics.

Functionality

- ▶ Bi-directional stainless steel roller track and wheels provide smooth opening and superior glide door operation
- ▶ Unique Eurocell D-handle engages top and bottom shoot bolts, and is specially engineered to prevent bolts being accidentally engaged when the doors are open. Damaged shoot bolts are the primary cause of rectification for bi-fold doors, resulting from doors being closed with shoot bolts already engaged.
- ▶ In-built rollers for a minimised threshold height as standard.
- ▶ Flush fitting internal room dividing threshold available.
- ▶ Part-M threshold double ramp available.
- ▶ Unobtrusive, finger-operated shoot bolt for traffic door leaves – designed for easy operation to engage both top and bottom shoot bolts.
- ▶ Angled threshold drip trim contoured to expel water and maintain excellent weather tightness (can also be reversed to act as a head drip trim).
- ▶ Magnetic door stops keep doors neatly folded back.

Security

- ▶ Rollers are captive within the track, so that doors cannot be removed by force from the outside.
- ▶ All sashes are steel reinforced for superior strength and rigidity.

Fully accredited

- ▶ The first bi-fold door of any material on the UK market to gain BBA certification.
- ▶ BS 6375 and PAS 24 accredited.
- ▶ Secured By Design status has been achieved.



ADVANCED PERFORMANCE

WITH MARKET-LEADING FEATURES

SMOOTH OPENING
& SUPERIOR GLIDE



Horizontal rollers
x4



Vertical stainless steel wheels
x4

Superior glide from four horizontal rollers and four vertical stainless steel wheels - 8 in total

PATENTED



Trim to conceal gaskets

PATENTED



No dummy mullion needed



Unique D-handle



Bespoke British designed and
manufactured hardware




Part M threshold available



In-built bi-directional
roller system



Finger-operated shootbolts



Combined wool-pile and gasket slots



Slim-stepped outer frame with anodised aluminium track



Co-extruded glazing gaskets



Traffic door restrictor available allowing control of opening



Magnetic door stops for a neat fold

FABRICATION

FAST, EFFICIENT AND CONSISTENT



As a market-leading manufacturer of PVC-U profiles, Eurocell understands that to remain competitive fabricators and installers need high-quality products designed for simple, fast, accurate fabrication and fitting.

We know that if you can quickly and repeatedly complete jobs to a high standard, you will keep your costs down, improve your profit margins and keep your customers happy. You'll also have fewer rectification call-outs once the job is finished.

That's why Aspect panoramic doors have been purpose-designed by Eurocell's technical specialists to include a host of features that enable quick and simple fabrication and fitting, without compromising on the quality or appearance of these stunning bi-fold doors. Here are just a few of the built-in benefits for fabricators and installers:

Minimal welding, cutting and trimming

The Aspect profile system is designed for bi-fold door fabrication. That means minimal welding, cutting and trimming for you – and a better quality, more consistent finish to every panoramic door for your customers.

Compatible components for simplified stockholding

Doors feature a standard Eurocell Eurologik gasket and are compatible with our patented Eurologik chamfered and ovolo beads – so if you're already fabricating Eurologik windows and doors, there's no need for additional stockholding.

Integral gaskets save time and money

The door profile and outer frame glazing gaskets are co-extruded, so you won't have to buy gaskets separately and fit them yourself – saving you time and money.

Fewer components for faster fabrication

Aspect has been designed with no need for a dummy mullion, reducing the number of components you need to fit – for faster, more efficient fabrication.

Single roller-track colour for all door options

A neutral-coloured anodised aluminium track is used to complement all door colour options, so you won't have to stock a different track for every door colour.

INSTALLATION

HAS NEVER BEEN SIMPLER

Simple on-site adjustment

Aspect doors feature a large clearance around door leaves, allowing easy on-site adjustment for hassle-free installations. Butt hinges are also adjustable, providing greater tolerances when fitting the leaves. It means all doors can be fabricated at the same time, since adjustments can be made on site to ensure a precise fit.

Minimal mess and waste

The slim-stepped outer frame reduces the amount of plaster cutback required on site, speeding up installations and generating minimal dust and waste.

Hassle-free handling and transportation

Adjustable roller sets allow the doors to be easily jacked or lowered into position on site. The outerframe can also be

mechanically jointed together on site, so the whole unwieldy frame does not have to be delivered in one piece. That makes transportation and handling much simpler and safer.

Snag-free hinge fitting

All hinges positively locate into the steel reinforcing for a strong, secure finish.

Dual compatibility gasket slots

Combined wool-pile and gasket slots give you the freedom to choose the type of seal required for each job. Both types of seal fit into the standard slot, so they are easily interchangeable.



ASPECT PVC-U LIFESTYLE DOOR SYSTEM

A WIDE CHOICE OF COLOURS & HARDWARE FINISHES



Colours to frame the view

Like all Eurocell PVC-U products, Aspect comes with an exact colour-match guarantee. That means the colour is precisely matched to all Eurocell window, door and conservatory roof products, creating a co-ordinated, consistent look across any property.












A range of external colours is available to complement existing architectural style, as well as a choice of hardware colours.

Aspect has a white internal finish as standard, to maintain a bright, fresh interior, with some colours available with colour both sides from stock.

Up to 10-year guarantee

Aspect bi-fold door profiles are guaranteed for ten years, and door furniture is guaranteed for five years. That means you can give your customers the assurance of a robust, well-designed, precision-made product that's built to last.


FRAME COLOURS

			
WHITE White interior	WHITE ASH Both sides	GOLDEN OAK White interior	GOLDEN OAK Both sides
			
IRISH OAK White interior	IRISH OAK Both sides	ROSEWOOD White interior	ROSEWOOD Both sides
			
ANTHRACITE GREY White interior	ANTHRACITE GREY Both sides	BLACK ASH White interior	

**ADDITIONAL COLOURS
AND SPECIFICATIONS
ARE MADE TO ORDER ON
EXTENDED LEAD TIMES**



HARDWARE COLOURS



WHITE



BLACK



CHAMPAGNE



SATIN
SILVER



SILVER
GREY



BRIGHT
CHROME



DOOR CONFIGURATIONS

ASPECT BI-FOLD DOORS



4

Total
number
of leaves

2

Number
of leaves
folding left

2

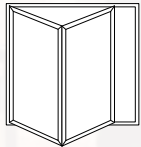
Number
of leaves
folding right

All options are available with inward or outward opening doors.

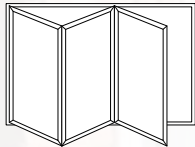
Extra leaves and additional configurations can be chosen, up to the maximum width of six metres.

For spans of more than six metres, multiple doors can be butt-jointed. A project assessment by a qualified structural engineer will be required.

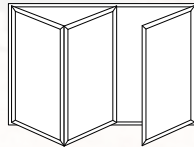
MULTIPLE OPTIONS AVAILABLE



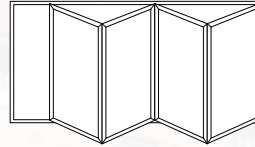
2-2-0
(2-0-2 available)



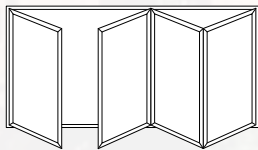
3-3-0
(3-0-3 available)



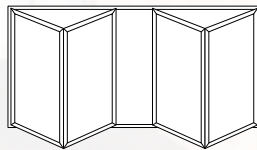
3-2-1
(3-1-2 available)



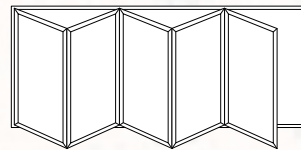
4-0-4
(4-4-0 available)



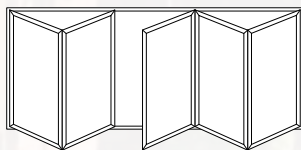
4-1-3
(4-3-1 available)



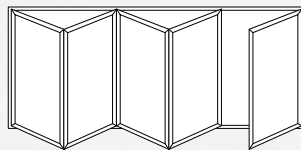
4-2-2



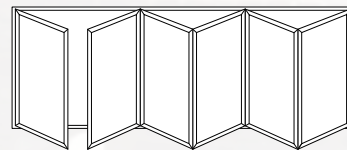
5-5-0
(5-0-5 available)



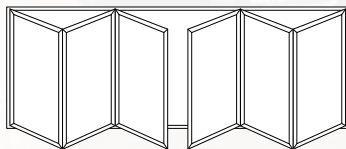
5-2-3
(5-3-2 available)



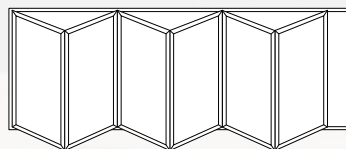
5-4-1
(5-1-4 available)



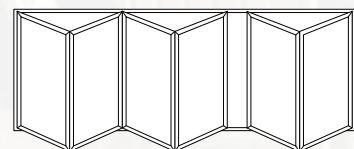
6-1-5
(6-5-1 available)



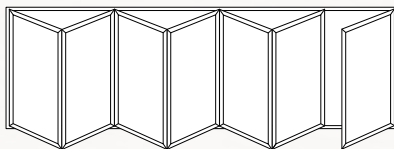
6-3-3



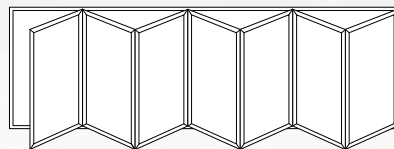
6-6-0
(6-0-6 available)



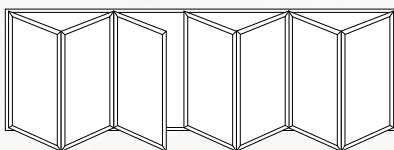
6-4-2
(6-2-4 available)



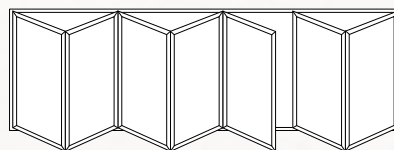
7-6-1
(7-1-6 available)



7-0-7
(7-7-0 available)



7-3-4
(7-4-3 available)




7-5-2
(7-2-5 available)

TECHNICAL INFORMATION

MINIMUM & MAXIMUM SIZES

BI-FOLD DOORS



Sizes shown **do not** include cill.

For sizes outside min/max dimensions please contact Eurocell Technical department. Ensure suitable hardware is used that is capable of withstanding the sash weight.

General guides on weights:


- Double glaze 27Kg/m²
- Triple glaze 37Kg/m²
- 4mm glass

Max sash weight 120kg
Max sash width 1000mm

All Sizes shown: MINIMUM - **MAXIMUM** in mm

KEY SD = Style dependant

aspect®
**Panoramic bi-fold
& Flush French doors**

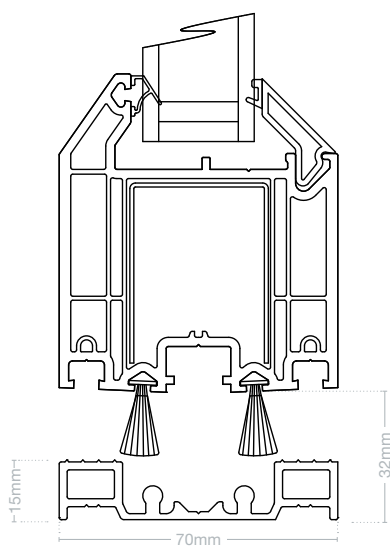


TECHNICAL INFORMATION

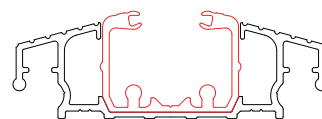
ASPECT BI-FOLD DOORS



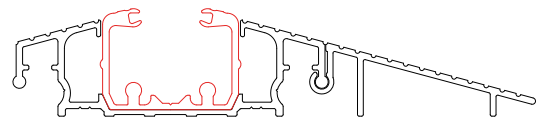
THRESHOLDS



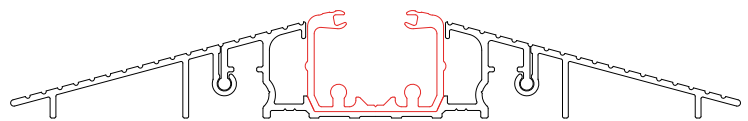
Internal room divider



Tray only threshold



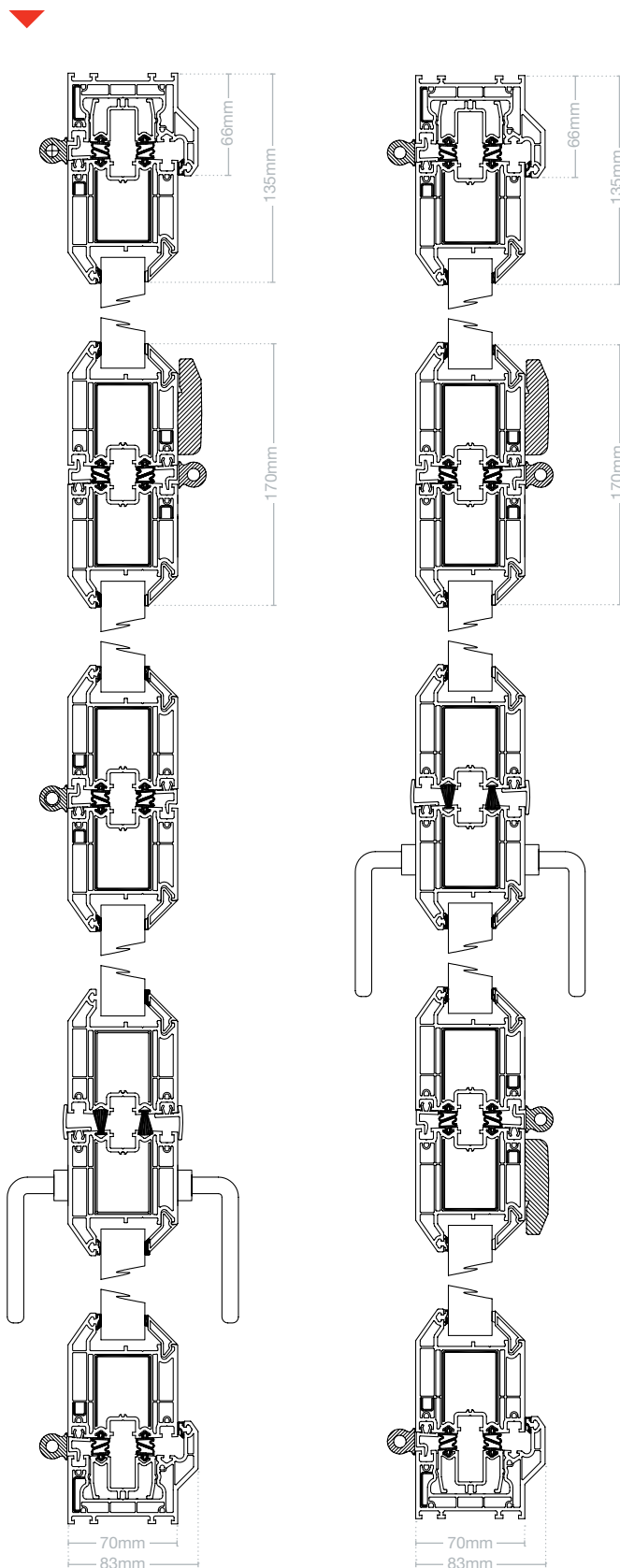
Single ramp threshold



Double ramp threshold (Part M compliant)

CROSS SECTIONS

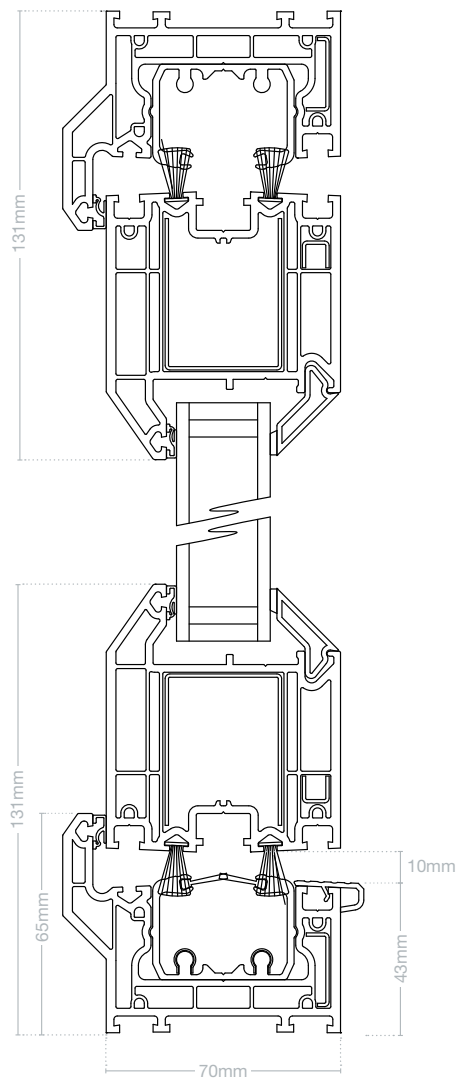
Horizontal



aspect®

Panoramic bi-fold
& Flush French doors

Vertical

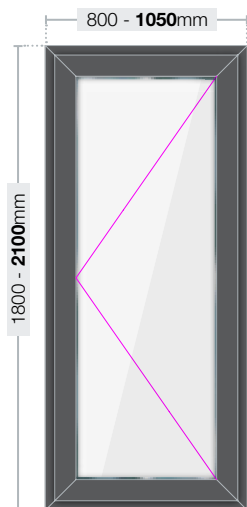


TECHNICAL INFORMATION

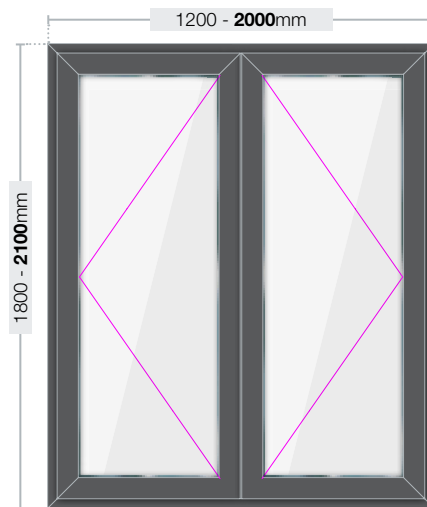
ASPECT FLUSH FRENCH & ENTRANCE DOORS

MINIMUM & MAXIMUM SIZES

ENTRANCE DOORS

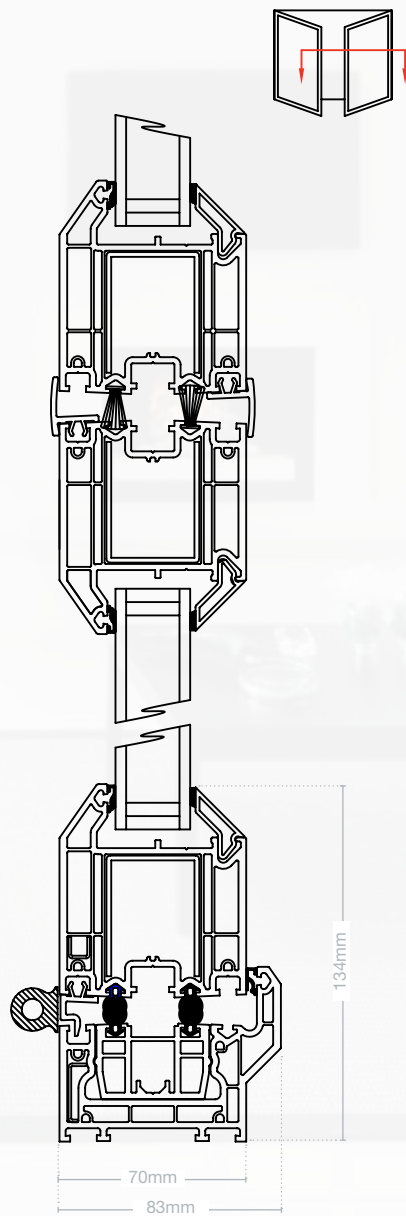


FRENCH DOORS

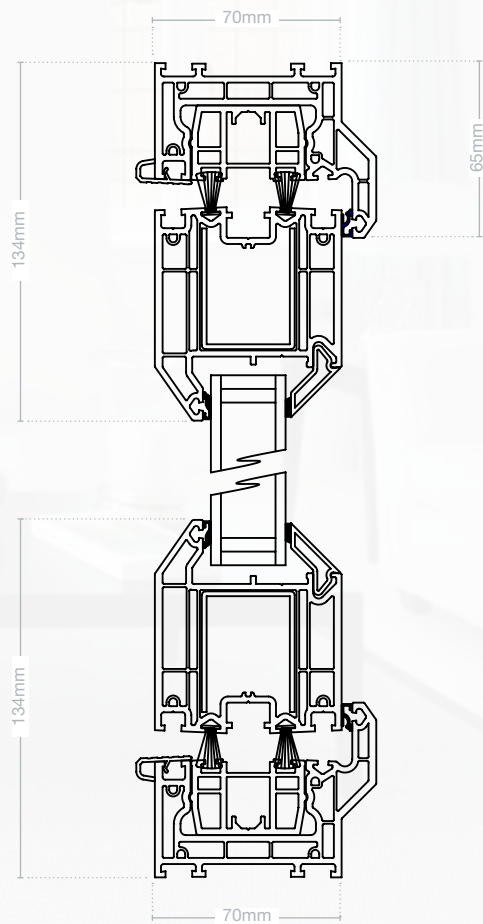


CROSS SECTIONS

Horizontal



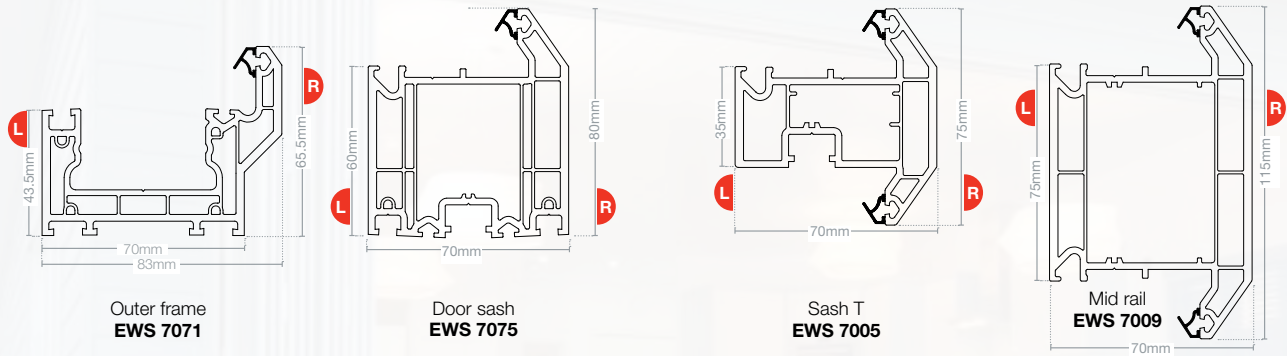
Vertical



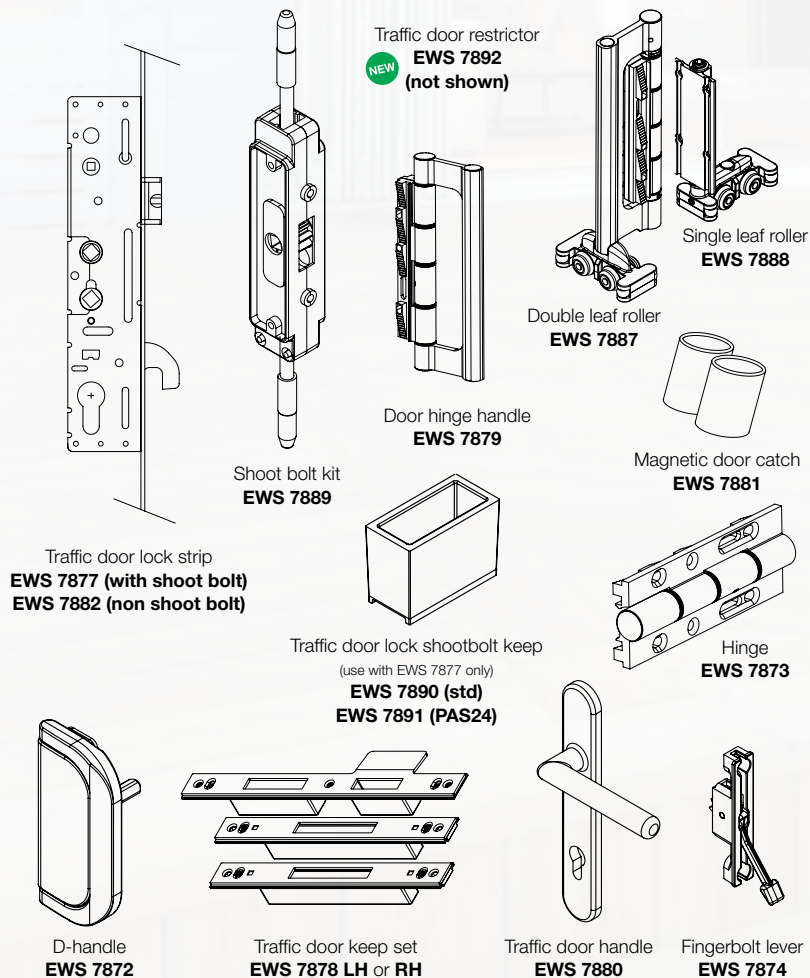
TECHNICAL INFORMATION

SYSTEM COMPONENTS

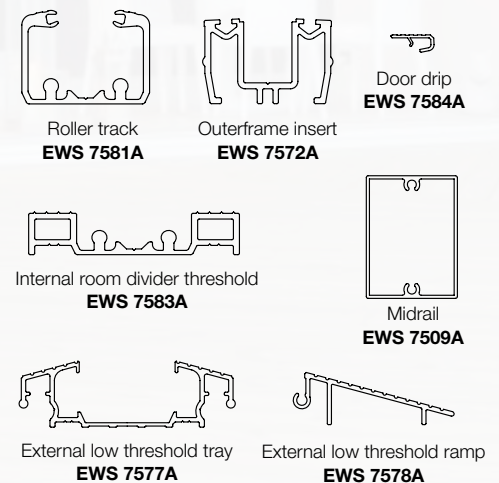
MAIN PROFILES



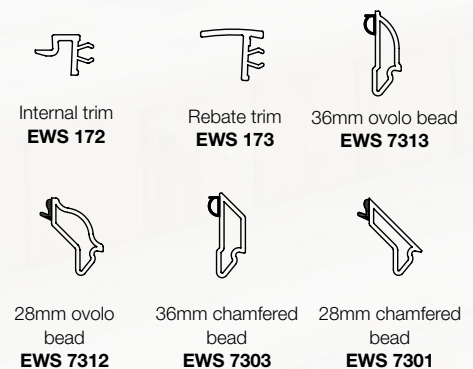
HARDWARE

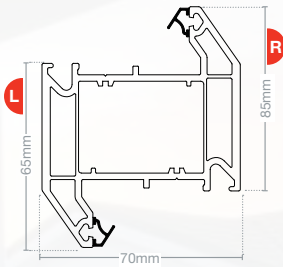


ALUMINIUM EXTENSIONS

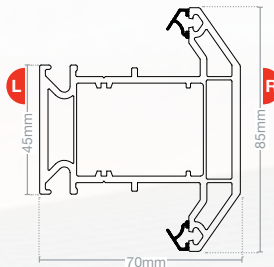


TRIMS & BEADS

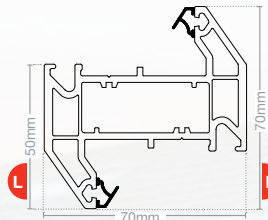




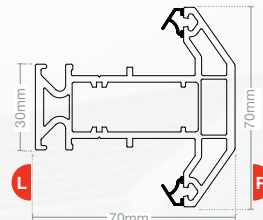
Intermediate transom Z
EWS 7023



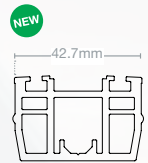
Intermediate transom T
EWS 7022



Transom Z
EWS 7003



Transom T
EWS 7002



Flush door
outerframe insert
EWS 171


STEEL REINFORCEMENTS



Aspect door sash
reinforcement
EWS 7675S
(EWS 7677S pre-punched)



Intermediate transom
Z & T reinforcement
EWS 622S



Transom Z & T
reinforcement
EWS 7621S



Aspect door sash
hinge reinforcement
EWS 7676S

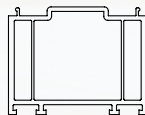


Aspect outerframe
hinge reinforcement
EWS 7671S



Stainless steel
track
EWS 7672S

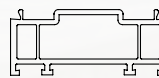
ANCILLARIES



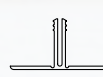
50mm frame extension
EWS 126



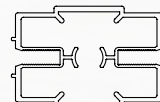
'T' capping section
EWS 107




25mm frame extension
EWS 106



40mm butt joint trim
EWS 123

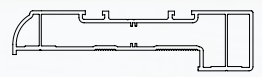


40mm butt joint
EWS 528A



Butt joint
EWS 510A

NEW



Head vent
EWS 137



Clip-in glazing platform
EWS 7203



Overhead vent insert
60A621

WEATHER SEALS

NEW



Sash gasket
EWS 7475G



Wool pile
EWS 7471 GWP

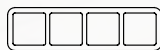


Roller track brushpile
EWS 7472G



Repair gasket
EWS 7402G

PVC-U TI's

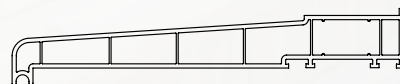


For use with
7002 and 7003
EWS 801P



For use with 7005
EWS 805P

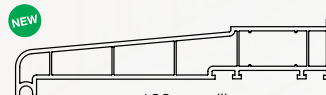
CILLS



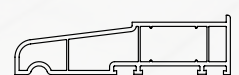
225mm cill
AC 225



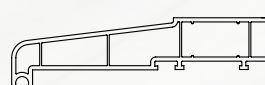
85mm cill
AS 85



180mm cill
AC 180



125mm cill
AC 125



150mm cill
AC 150



Cill reinforcement
UNS 5821P



aspect®



FLUSH FRENCH & ENTRANCE DOORS

Get more from the Aspect profile system

The slim and stylish looks of Aspect panoramic doors have proven to be a hit with homeowners, so why not give them something more? The Aspect profile system can also be used to fabricate contemporary French and entrance doors.

Flush French doors

With no dummy mullion and super slim sight lines, Aspect French doors are a premium take on this classic door style. And if you already stock the Aspect profile system and hardware components, you can start fabricating it right away.

Entrance doors

These fully glazed doors are designed for simple, fast and accurate fabrication and fitting. Designed to match the Aspect panoramic and French doors aesthetic perfectly, you can offer your customers a seamless solution.

Maximum sizes:

Flush French door: 2000mm (w) x 2100mm (h)
Entrance flush door: 1050mm (w) x 2100mm (h)





CASE STUDY

HOLLAND PARK ZERO CARBON DEVELOPMENT

Eurocell fabricator Victoria Windows and Doors has supplied Aspect bi-fold doors to an award winning zero-carbon development at Holland Park in Exeter. The developer, Heritage New Homes, won Development of the Year South in 'The Bricks' Local Authority Building Control Warranty Awards 2014.

Heritage New Homes designed the Holland Park properties – a development of 40 luxury homes – to satisfy Zero Carbon Emission standards.

Aspect from Eurocell was specified because it was the only PVC-U bi-fold door system in the UK to gain BBA (British Board of Agreement). The larger properties have two sets of bi-fold doors, including a back and side wall arrangement to create stunning panoramic corner views across the gardens. Aspect French doors were installed on the smaller semi-detached properties.

Anthracite Grey was specified, offering a striking contrast to the timber cladding and white render of the exteriors, whilst

the white internal finish complements the light, bright, neutral interiors of the luxury homes.

Being able to source all products required from Victoria Windows and Doors in perfectly co-ordinated Eurocell colours created a better aesthetic. It also allowed the developer to save time and money thanks to the simpler sourcing operation – a factor taken into account by the judges when considering how site activity was managed and co-ordinated.

"Whilst designing the development, the windows and doors were a very important factor for us as they have a significant impact on the energy efficiency and aesthetics of a home"

Guy Oliver

Director, Heritage New Homes



All together better

For more information about the **aspect®** bi-fold door system from Eurocell, call our customer services team on **0800 988 3047**, or visit **eurocell.co.uk/aspect**

Eurocell plc, Fairbrook House, Clover Nook Road, Alfreton, Derbyshire DE55 4RF



eurocell.co.uk



Product specification is subject to change without notification.
Please also note that colours shown are illustrative only, as the printing process does not allow 100% accurate colours to be reproduced.

ASPECTGUIDE | EU00378 Is1/Apr20