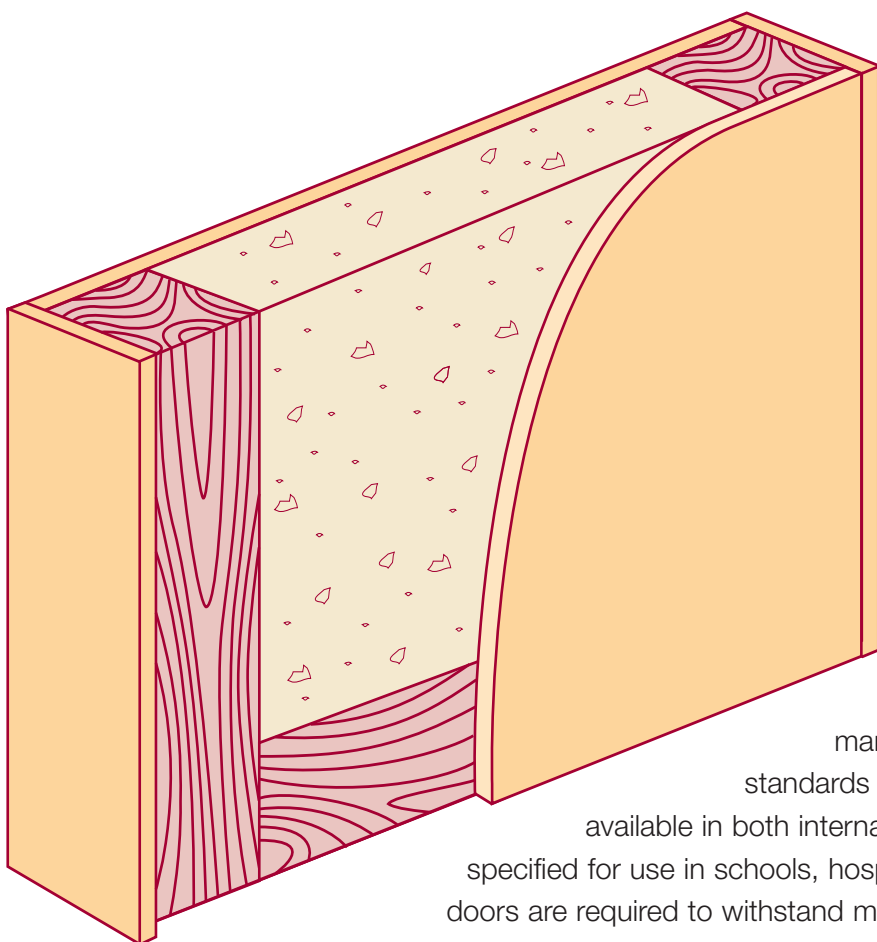


# series 1 solidcore doors



The solid core door is manufactured to the same exacting standards as our fire resisting doors and is available in both internal and external quality. It is often specified for use in schools, hospitals and sports halls where the doors are required to withstand more than average misuse. It has excellent fixing capabilities having a perimeter timber framework.



*"Noberne Doors manufacture an excellent product backed up with a first class service."*

DAVID LOCKWOOD, R D LOCKWOOD & CO, CHARTERED BUILDING SURVEYORS

Illustrations are not to scale

**product sheet PDS 1**

**Specification**

Stiles, top and bottom rails of kiln dried softwood 10-12% moisture content or engineered strand timber, core of high density flaxboard, doors faced with 4mm external grade plywood, MDF, or veneered/laminated chipboard as required. Kiln dried hardwood lippings fixed by hot melt gluing to both long edges, lippings to top and bottom as required. Thickness 35-62mm. TOLERANCE  $\pm 2\text{mm}$ . Average weight 20kg/m<sup>2</sup> (44mm).

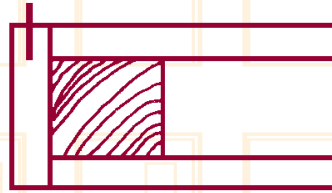
**Acoustics**

The Series 1 door is capable of providing acoustic performance in conjunction with appropriate acoustic seals.

**Availability**

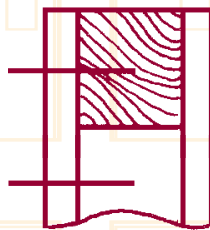
This is available as a single or pairs of doors any leaf size up to 3050 x 1250mm and can be glazed to customers requirements.

10mm HW edge lips



63 x various  
stiles & rails

high density  
flaxboard



4mm facings



**Noberne Doors Limited**

Lupton Street, Hunslet  
Leeds LS10 2QP

**T** 0113 277 8577

**F** 0113 277 2049

**E** sales@nobernedoors.co.uk  
[www.nobernedoors.co.uk](http://www.nobernedoors.co.uk)

