

Designs for a Cleaner, Safer
& More Sustainable
Environment



Outdoor Litter Bins

We have a massive selection of litter bins in a vast array of colours and capacities, you will be sure to find the correct one for your purpose. All our litter bins are easy to clean and never need painting, giving you an attractive and highly functional waste container for many years.



Glasdon Jubilee™ 110 Litter Bin



Sherwood™ Litter Bin

NEW



NEW Elipsa™ Litter Bin



Electra™ Litter Bin

Electra™ Litter Bin gets Curved Companion

The Electra litter bin is a stylish unit, perfectly designed for modern styled developments such as universities, retail developments, large transport hubs and architectural areas. The new **Electra Curve** model utilises a curved hood in order to offer a unique aesthetic whilst coordinating with others in the Electra litter bin range.

The curved hood, as well as providing cover from the elements, also prevents unsightly litter from being left on top of the bin and stops overflow of the inside contents. Available floor mounted, or with a free standing base for environments where ground fixings are unsuitable, the Electra Curve has a slim profile, which provides flexible siting options.

An extensive variety of optional graphics are available for the Electra Curve, as well as complete personalisation, allowing you to tailor the look of the bin to suit your exact requirements.



NEW Electra™ Curve 85 Litter Bin



NEW Electra™ Curve 60 Litter Bin



Invicta™ Litter Bin



Centrum™ Litter Bin



Topsy 2000™ Litter Bin



Topsy Jubilee™ Litter Bin



Topsy Royale™ Litter Bin

Litter Collection

We produce a range of litter collection tools ideal for keeping your environment litter free. Our Orderly Barrows can be used for litter collection and segregation of waste or for transporting equipment.



Space-Liner™ Orderly Barrow (Single Model)



Skipper™ Orderly Barrow

Dog Waste Bins

To help keep pavements and open spaces clear of dog fouling, we produce a range of dog waste bins that are extremely strong and durable. Designed to be wall or post-mounted these dog waste bins are for outdoor use such as parks, public areas and leisure sites.



Fido 25™ Dog Waste Bin





Retriever 35™ Dog Waste Bin



Retriever City™ Dog Waste Bin



Metal Fido 35™ Dog Waste Bin



Retriever City™ Sack Dispenser
www.glasdon.com

Wheelie Bin Screens & Bin Housings

These outdoor wheelie bin screens and housing systems are designed for both on-street locations and outdoor recycling centre usage within workplaces, schools, restaurants and bring sites. Glasdon robust, screen systems are ideal for hiding unsightly large capacity outdoor wheelie bins, creating a clear, attractive recycling station.



Glasdon Jubilee™ 240 Wheelie Bin Housing



Glasdon Jubilee 240 Wheelie Bin Housing



Modus™ Housing



Modus Housing



Visage™ Screen System

Winter Safety Equipment

Reduce the risk of accidents during the colder months with Glasdon winter safety equipment. We offer storage bins for grit salt or ice melt, manual and towable spreading equipment and a wide selection of accessories, to help ensure your site is prepared for ice and snow.



Turbocast 800™ Towable Dual Action Grit/Salt Spreader



Turbocast 1000™ Towable Dual Action Grit/Salt Spreader



Turbocast 300™ Grit/Salt Broadcast Spreader



Icemaster 50™ Salt Spreader



Glasdon Snospade™ Snow Shovel



Nestor™ 400 Grit Bin



Orbistor™ Grit Bin

Indoor Litter Bins

We produce an extensive range of indoor litter bins made from highly durable materials to ensure a functional and long service life. Our collection of contemporary and stylish internal litter bins are ideal for inside most environments, complementing the surroundings.



Envoy™ Litter Bin



Tweed™ Litter Bin

Indoor Recycling Bins

We design and manufacture a wide range of indoor recycling bins. Available in a large selection of styles, materials and capacities to suit your requirements. Apertures and graphics are available for various waste streams, which allow you to manage recycling waste more effectively.



Nexus® 50 Recycling Bin



Nexus® 30 Recycling Bin

**NEW** Nexus® Style 170 Trio Recycling Bin

NEW Nexus® Style Range


The **Nexus Style** is a premium finish internal litter and recycling bin aimed at offices and commercial environments that has the ability to accept vinyl wraps on the door to match interior décor.

Manufactured from an Armortec® coated steel frame and Vandalex® aluminium door extrusion, the Nexus Style combines functionality and strength with contemporary styling. The unit is designed for single-sided use featuring front door operation and a flat back. The Armortec-coated steel frame and bin body panels are 100% recyclable, making the Nexus Style recycling bin an environmentally friendly indoor recycling container.

The Nexus Style recycling bin has a striking design that provides a long service life and requires minimal maintenance. The Vandalex door has an anodised and polished Nexus Style Smoke Grey finish, contrasting with the Armortec coated metallic grey steel frame to create an attractive, modern appearance. The smooth door offers a large surface onto which a collection of full vinyl wraps can be added to create a custom look.

If you wish to find out more about the graphic options available for the Nexus Style range or would like to see how your chosen product would look with custom graphics before ordering, please request a quote today.

Vinyl Wraps:



Brushed
Copper

Pale Gold

Smoky Wood

Dark Grey
Marble


Dark Teak



NEW Nexus® Style 170 Quad Recycling Bin



NEW Nexus® Style 85 Recycling Bin



NEW Nexus® Style 170 Duo Recycling Bin



Nexus® 100 Recycling Bin



Eco Nexus® 60 Recycling Bin

NEW Nexus® Evolution is a step forward in Waste Management.

This exciting product in the Glasdon range is changing the face of how we recycle.

Entirely customisable; from aperture colour to waste type; the **Nexus Evolution** is a stylish, robust and versatile multi-stream recycling unit. Choose from a multitude of colours, sizes, configurations and over 50 apertures, including cup recycling and even confidential waste to fit your exact waste management requirements.



A narrow footprint makes Nexus Evolution the perfect fit for a wide variety of environments; such as shopping centres, educational campuses and offices; where floor space is at a premium. Its contemporary, symmetrical design also allows it to be approached from both sides in more open spaces.

Graphics are easily applied onto either of the Nexus Evolution's large sides for added personalisation. Further flexibility is added with an extensive list of optional extra features; from wheels and lock kits to sign kits and aperture connector kits.

Neil Gilkes, Sales Manager for Glasdon UK Limited said:

"We're very excited about the launch of Nexus Evolution. It's set to become one of the most versatile recycling solutions on the market. With so many flexible options, our customers can choose their own configuration, colours and graphics to best fit their needs."

"What we have found is that our customers recycling needs are evolving and this product allows our customers to adapt to those needs."



Nexus® Evolution Quad Recycling Bin



Duo Model



Trio Model



Quad Model



Nexus® 140 Recycling Bin



Eco Nexus® Duo Recycling Bin



C-Thru™ 5L Battery Recycling Bin



Personal Touch for Shell 'Go Well' Recycling Drive

Multinational company Shell, who are supporting on-the-go recycling as part of their 'Go Well Campaign', looked to Glasdon for a tailored recycling solution to help make a brighter tomorrow.

Sustainability is integral to Shell, so it fits well that the bins chosen and supplied by Glasdon for their recycling programmes are made from materials which are 100% recyclable for a reduced impact on the environment.

The **Electra 170 Duo Recycling Bin** and **Electra 85 Recycling Bin** are large capacity containers designed to blend into the modern environment with their unique, sleek design. Their anodised and polished

appearance against the umbra grey steel frame adds contrast, creating a refined and attractive appearance. Not only do they look aesthetically pleasing, they are also strong, durable and corrosion resistant, with a framework made from Armortec® Coated Steel, which can last 5 times longer than standard metal paint finish.

Key Features of the Electra™ Range

- Open-top design for ease of use
- Co-ordinates with the original Electra litter bin models
- Variety of personalisation options are available to help identify waste streams
- Optional aperture printing is available to order in a wide range of colours to create colour-coded waste streams
- Slim profile design provides flexible siting options
- Manufactured from Vandal, corrosion and weather resistant Armortec
- 100% Recyclable Extruded Vandalex® panels are strong, durable and corrosion resistant
- Choice of freestanding base for environments where ground fixings are not suitable
- Choice of solid metal liners or sack retention system



Electra™ 170 Trio Recycling Bin



Electra™ 85 Recycling Bin and Electra™ 170 Duo Recycling Bin

Food Waste Recycling Bins

Our Food Waste Recycling Bins are ideal for kitchens, canteens, food courts and any other areas where food is prepared or consumed. The easy to use bins make food waste disposal hygienic and efficient and they are a good way of handling high volumes of food waste.



Combo™ Tray Shelf Catering Waste Bin



Nexus® Shuttle Food Waste Bin

Latest Glasdon Product Meets National Security Guidelines

Designed to comply with national security guidelines, the **TSU™ (Transport Security Unit) Sack Holder** is the ideal paper and non-recyclable combined waste solution for transport and leisure locations.

Featuring two easy access apertures with a large capacity for clear waste sacks, the TSU Sack Holder enables high visibility alongside durability and vandal resistance. The TSU wall mounted model also achieves a 3-star blast test performance rating, ensuring safety in areas where security is paramount.



The TSU Sack Holder's clear designated and colour coded apertures make waste sorting simple at point of entry, by way of both colour and shape. Used papers are inserted into the front, slim aperture, whilst non recyclable waste collects in the rear, larger aperture.

Transparent Recycling Units

We have a selection of recycling units that are ideal for use with transparent sacks to enable maximum visibility of the contents deposited to help avoid the risk of cross-contamination.



C-Thru™ 180 Recycling Bin



Orbis™ Sack Holder



Orbis Sack Holder

Cup Recycling Bins & Stations

The Glasdon Cup Recycling Bin range has been designed to help you implement an efficient cup recycling programme and increase your cup recycling rates. Choose from our selection of specifically designed cup bins and cup recycling stations which feature liquid reservoirs and separate compartments for cups and lids.



Centrum™ Cup Stacker



Nexus® 100 Duo Recycling Station



Nexus® 100 Cup Recycling Station



NEW Nexus® Evolution Cup Recycling Station

Premier League Clubs Kick-Off #PassOnPlastic Campaign with help from Glasdon Cup Stackers


Premier League football clubs join forces with Sky Ocean Rescue in #PassOnPlastic campaign, with our cup stackers to help kick-start the clean up!

Fulham FC, Chelsea FC and Manchester City FC all required a compact and cost-effective solution for recycling cups in their stadiums, which Glasdon could provide.



The **Nexus Cup Stacker** was selected as the cup stacker to trial ahead of the new season, with wall and fence mounted cup stackers with personalised graphics for Fulham, Chelsea and Manchester City.

We're extremely proud to be supporting the Football Clubs in their #PassOnPlastic Campaign and that our cup stackers are being used to phase out single-use plastic from their stadiums.





NEW Electra™ Cup Recycling Bin



Eco Nexus® Cup Recycling Station



Eco Nexus Cup Recycling Station

NEW Electra™ Curve Recycling Bins

The **Electra Curve Recycling Bin** provides a new aesthetic to the range with its unique curved hood design. Available with a 60 litre or 85 litre capacity, the open aperture for the disposal of waste ensures the bin is easy to access, with a curved hood to provide cover and avoid overflowing of the inside contents. The curve also prevents litter from being placed and left on top of the bin.

The Electra Curve range also features recycling bins with a choice of 4 dedicated aperture panels available to suit your requirements.



NEW Electra™ Curve 85 Recycling Bin

Outdoor Recycling Bins

We produce an extensive range of outdoor recycling bins of the highest quality, in both traditional and contemporary designs. All of our recycling containers are designed to be hard-wearing and long-lasting and feature easily identifiable graphics to make recycling easy.



NEW Electra™ Curve 60 Recycling Bin



Nexus® 200 Recycling Bin



Glasdon Jubilee™ 110 Recycling Bin



Nexus® City 240 Recycling Bin

NEW Nexus® Evolution City Recycling Bins

Nexus Evolution City is a versatile solution for outdoor recycling in public environments.

The new Nexus Evolution City is a stylish and robust multi-stream recycling unit, offering complete flexibility to meet the exact requirements of any recycling scheme. Hooded aperture options mean the model offers a durable recycling solution for outdoor environments whilst coordinating with others in the Nexus Evolution range.

Entirely customisable from aperture colour to waste stream, graphics are easily applied onto either of the large sides for added personalisation. A narrow footprint ensures minimal floor space is required, whilst the symmetrical design allows the product to be approached from all sides in open spaces.

A hooded aperture provides added security, resistance to the effects of bad weather, and anti-vandalism protection. Manufactured from recyclable Durapol® material for a long service life, the Nexus Evolution City will not chip or rust and is easy to clean.

Neil Gilkes, Sales Manager for Glasdon UK Limited said:

"We're very excited about the launch of Nexus Evolution City. It provides a flexible recycling solution, built to withstand the harsh outdoor conditions whilst maintaining the versatility of the internal Nexus Evolution recycling unit."

It's a great addition to our selection of outdoor recycling products. With so many flexible options, our customers can choose their own configuration, colours and graphics to best fit their needs."



NEW Nexus® Evolution City Duo Recycling Bin



NEW Nexus® Evolution City Trio Recycling Bin

Seating

We offer a range of traditional and contemporary seating which can be used both indoors and outdoors. These seats and benches are low maintenance, weather and vandal resistant. They will add comfort and style around your environment.



Phoenix® Seat

Glasdon Sets New Benchmark in Picnic Seating Solutions

Bowland and **Pembridge** join eco-friendly picnic table range.

The new benches offer easy seating access, and are able to accommodate up to eight people in most environments. Their weather-proof, robust designs are enhanced by the rounded sections on all seats and table edges providing comfort and safety.



Wheelchair access models are also available for a more versatile and inclusive solution to the picnic tables. The Bowland Picnic Table with Wheelchair Access provides seating for up to two wheelchairs or mobility scooters, and four standard seating positions, while the Pembridge Picnic Table with Wheelchair Access seats six people with space for a single wheelchair or mobility scooter.

Manufactured using 100% recycled material; the attractive Pembridge Picnic Table is traditionally designed, durable and sustainable. Pembridge is available with black or brown Enviropol® material slats, or self-coloured Timberpol® material slats for a more natural wood-effect look.

The Bowland Picnic Table offers a contemporary twist on picnic table design. Combining a curved Armortec® coated mild steel frame with a choice of seven different coloured, environmentally-friendly material slats, this picnic table offers strength, style and sustainability.



NEW Bowland™ Picnic Table



NEW Pembridge™ Picnic Table



NEW Pembridge Picnic Table



Clifton™ Picnic Table



Elwood™ Seat and Sherwood™ Hooded Litter Bin

Glasdon helps #KeepBlackpoolTidy in Gateside Park Revamp

Blackpool Council, supported by Wilko, teamed up with Keep Britain Tidy as part of their Great British Spring Clean earlier in the year. As part of this partnership, Keep Blackpool Tidy supported a local project to revamp a Blackpool Park.



Gateside Park had already included a few Glasdon products, and so wanting to continue with further use of our products, the community project officer visited Glasdon to discuss introducing one of our newest products to the park.

This resulted in an order for a number of **Lowther Seats** for the park featuring Enviropol slats. The new **Pembridge™ Picnic Table** (see page 31) was also selected, with a version for Wheelchair Access for a more inclusive seating solution.

To match the environmentally friendly aesthetic, **Enviropol 100 Litter Bins** were ordered for the community to dispose of their litter to help #KeepBlackpoolTidy.



Enviropol® 100 Litter Bin



Lowther™ Seat with Brown Enviropol Slats



Alturo™ Seat



Larbreck™ Seat

Smoking Control

We're here to help you keep cigarette waste under control on your premises, with a wide range of quality, hard wearing smoking bins. The Glasdon collection offers everything from free standing ashtrays and cigarette bins to wall mounted ashtrays.



Ashmount SG™ Cigarette Bin



Integro City™ Cigarette & Litter Bin and Ashmount SG Cigarette Bin



Ashguard™ Cigarette Bin

Ashguard SG™ Cigarette Bin
www.glasdon.com



Ashmount™ Cigarette Bin (1.5 litre model) Ashmount™ Cigarette Bin (3 litre model)



Integro™ Cigarette & Litter Bin

How Do I Choose a Cigarette Bin?

There's so much choice when it comes to cigarette bins that it can be hard knowing which cigarette bin is best for your site.

FAQ: What size cigarette bin do I need?

Ranging from 1.5 litres to 35 litre capacities, we are confident that you can find a Glasdon cigarette bin to meet your needs. The required size of your cigarette butt container can be determined by various factors including how busy the environment is, how frequently the unit will be emptied and how often the ashtray terminal will be used.

FAQ: How much maintenance is required?

Thanks to their durable construction and vigorous product testing, Glasdon cigarette disposal containers offer a long-service life and require minimal maintenance. We still recommend planning frequent maintenance inspections to ensure the products are in safe, useable condition at all times.

FAQ: I'm worried about fire risks...what can I do?

All of our smoking control products are designed and vigorously tested to reduce the risk of fire propagation. Glasdon cigarette bins feature small grille openings to prevent the deposit of any waste streams other than cigarette butt litter.

The **Ashmount SG** and **Ashguard SG** are both fitted with **SmokeGuard™** technology. SmokeGuard is a unique smoke-dampening device located underneath the stubbing grille and within the liner. SmokeGuard minimises the amount of smoke released to reduce the chance of a fire propagating inside the cigarette bin in the unlikely event of a fire.

If you are still worried about fire risks, we recommend creating a designated smoking area and placing instructional signage near to outdoor ashtrays to remind smokers of correct usage and behaviour.





Guardian™ Lifebuoy Housing

Water Safety Equipment

Glasdon is a market leader in the manufacture and supply of life-saving water equipment. The range includes 24" and 30" lifebuoys with 30m and 50m throwing ropes, lifebuoy housing units, the B-Line™ throw line rescue buoy and equipment storage units.



Glasdon lifebuoys are fully compliant with Chapter III standards for life-saving devices, as per the Life-saving Appliance (LSA) code (SOLAS, 1974).

B-Line™ Water Rescue Device

Shelters

Glasdon have over 30 years' experience in the manufacturing of prefabricated canopies, shelters and commercial bike storage facilities.



Carleton™ Smokers' Canopy



Eclipse™ Back-to-Back Canopy

Catch wind of Glasdon's latest shelter: Echelon

Glasdon's multi-purpose solution makes choosing your next shelter a breeze.

With a modern yet functional and cost-effective design, the **Echelon™ Shelter** is delivered fully assembled and ready for immediate installation.



The Shelter's robust, Armortec® coated mild steel frame is resistant to corrosion and vandalism, whilst UV protected, curved, clear polycarbonate panels provide excellent overhead cover. These high quality materials ensure Echelon requires minimal maintenance throughout its long service life.

Optional 'toast rack' stands are available for up to 10 bicycles, as well as polycarbonate end panels, which provide further protection from the elements. The Echelon Shelter has been thoroughly tested by a structural engineer to ensure it is able to withstand strong wind and harsh weather conditions. Typical uses include cycle, smoking and waiting shelters.



Aero™ Smoking Shelter



Echelon Cycle Shelter

Bollards & Posts

Our Bollards and Posts are available in a variety of traditional or modern styles and can be used for access control, verge protection and delineators to identify parking restrictions.



Infomaster™ Bollard



NEW Cyclomaster™ Bollard

Cyclemaster™ Bollard – Leading a New Generation of Cycle Route Bollards

In recent years there has been a significant increase in the volume and scale of infrastructure schemes aimed at providing safer routes for cycling and walking to promote active travel. An effective way cycle lanes or shared use pavements have been segregated to make them safer, has been to physically separate more vulnerable road users from dangerous conflict areas.

With these infrastructure changes, a new generation of bollards are necessary that have the capability to display highly visible information, such as warnings, direction and instruction to cyclists and road users.

Glasdon have launched a new bollard ideal for marking cycle routes with its highly visible display signs. The **Cyclemaster Bollard** is a cycle route marking bollard that features sign-carrying and directional faces providing visual conspicuity of cycle lanes.

These signs are designed to warn, inform and protect cyclists and pedestrians, with the double-sided bollard able to offer a large sign area on the front and rear so directions are visible from both sides.



For optimum visibility, the sign area features a large fluorescent yellow retroreflective panel as standard, where sign faces can be displayed on top of this panel, or on their own. To protect the retroreflective panels and signs, the sign area is recessed to avoid vandalism and minimise damage in the event of a collision.

Featuring a slim footprint, the Cyclemaster is designed so it can be situated in narrow spaces such as pavements, segregated cycle islands, or bolted into a concrete foundation without taking up valuable space for cyclists or pedestrians.



Glasdon Manchester™ Bollard



Buffer™ Bollard

Kiosks

Glasdon specialise in the design, build and delivery of GRP kiosks. These versatile, portable buildings are pre-assembled for efficient delivery and installation and are available in standard sizes to meet your specification.



Genesis™ Kiosk



Genesis Kiosk



Genesis Kiosk

Industrial Cabinets

The Citadel™ range offers a cost-effective solution to the secure housing of equipment for a variety of applications. Available in five industry standard sizes, the cabinets can be supplied with ventilation or without for IP56 rated protection.



Citadel™ 336 Cabinet



Citadel Cabinet Range



Citadel 659 Cabinet



Citadel 639 Cabinet


Customer Led Projects & Personalisation

We offer a free, in-house personalisation service to help you visualise how your product will look with your corporate identity. Choose from a wide range of products and personalisation options including:

Litter Bins & Recycling Bins - Branding, corporate colour schemes, bespoke waste streams, campaign messaging and changeable poster kits.

Water Safety Equipment - Local emergency and identification details, branding.

Bollards - Branding, colour co ordination, cycle and pedestrian route markers, plaques.



01253 600410



sales@glasdon-uk.co.uk



www.glasdon.com



Glasdon, Aero, Alturo, Armortec, Ashguard, Ashguard SG, Ashmount, Ashmount SG, Bowland, Buffer, B-Line, Carleton, Centrum, Citadel, Clifton, Combo, C-Thru, Cyclemaster, Durapol, Echelon, Eclipse, Electra, Elipsa, Elwood, Enviropol, Envoy, Fido 25, Genesis, Glasdon Jubilee, Glasdon Manchester, Glasdon Snospade, Guardian, Icemaster 50, Infomaster, Integro, Integro City, Invicta, Larbreck, Lowther, Metal Fido 35, Modus, Nestor, Nexus, Orbis, Orbistor, Pembriidge, Phoenix, Retriever City, Retriever 35, Sherwood, Skipper, SmokeGuard, Space-Liner, Timberpol, Topsy 2000, Topsy Jubilee, Topsy Royale, TSU, Turbocast 300, Turbocast 800, Turbocast 1000, Tweed, Vandalex and Visage are trademarks or registered trademarks of GLASDON GROUP or its subsidiaries in the UK and other countries.

Glasdon Group Limited Is An Equal Opportunities Employer.

© Glasdon 02/2020. Glasdon reserve the right to alter price and specification without prior notice.



Certificate Number 16750
ISO 9001, ISO 14001



PRINTED ON
RECYCLED
PAPER



When you have finished with this leaflet please recycle it

GV735/00
LH/