

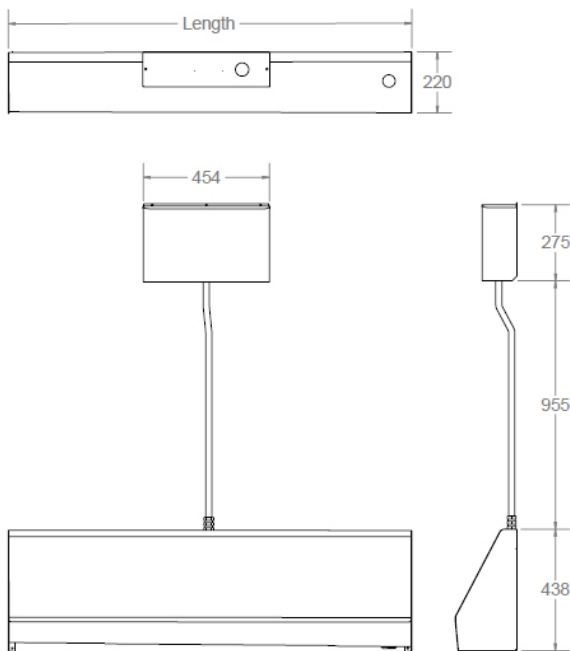
# ECONOMY WALL HUNG TROUGH URINAL

PRODUCT CODE

**060**

JANUARY 2018

## Technical Specification



### Length

The urinal is available in five standard lengths from stock: 900mm, 1200mm, 1500mm, 1800mm, 2100mm and 2400mm. Purpose made sizes are manufactured to order up to 3000mm. Lengths over 3000mm can be supplied as multiple units with joint cover trim for abutting ends.

### Waste Outlet

All urinals are supplied with a 38mm (1 1/2") BSP plastic dome grated waste fitting positioned at either the right or the left hand end (as viewed facing the unit).

### Flushing System

All urinals are fitted with a horizontal sparge flushing system concealed within the units' construction. The sparge pipe connection to the flush pipe can be top entry for an exposed surface mounted cistern (see Fig. 1) or back entry for a concealed duct mounted cistern (see Fig. 2).

### Flushpipe

Urinals are supplied with 22mm diameter stainless steel flush pipes and wall fixing clips. The length of each flushpipe allows for its cistern to be mounted at the maximum recommended height.

### Cistern

All urinals are supplied with stainless steel automatic flushing cisterns. Each cistern is complete with lid, syphon and petcock.

### Cistern Capacity

Urinal length	-900-3000mm
Cisterns	-1 x 9.0 litre

### Product Code Selection for Order or Quotation

#### 1. Base product code

☐ 060 economy wall hung trough urinal

#### 2. Length

<input type="checkbox"/> -900	<input type="checkbox"/> -2100
<input type="checkbox"/> -1200	<input type="checkbox"/> -2400
<input type="checkbox"/> -1500	<input type="checkbox"/> -special (please specify) .....
<input type="checkbox"/> -1800	

#### 3. Outlet (as facing)

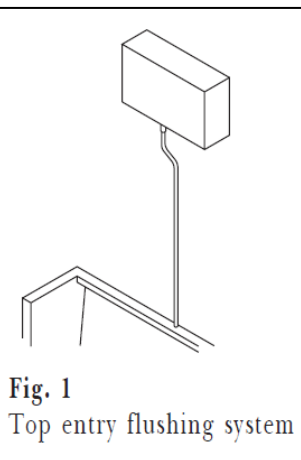
☐ -R -Right hand      ☐ -L -Left hand

#### 4. Flushing System

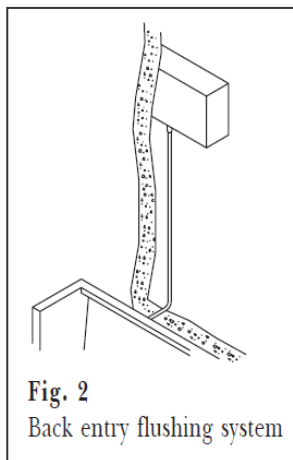
☐ -TE -Top entry      ☐ -BE -Back entry  
☐ -S -Special (supply dimensioned sketch)

#### 5. Options

☐ -JT -joint cover trim  
☐ -CS -corner infill section  
☐ -TC -trap cover  
☐ -DPC -downpipe cover  
☐ -EG -Enviro-Glaze colour coating (please specify).....



**Fig. 1**  
Top entry flushing system



**Fig. 2**  
Back entry flushing system

As improvements in the design and performance of Acorn Thorn Limited products is continuous specifications may be subject to change without notification.