

APPLICATION

Type E trims are used to create vertical or horizontal straight edges at the end of a run of plasterboard, or where a raised or recessed feature is required. The trims can be used in both wall and ceiling applications and can be factory formed into column rings.

PRODUCT INFORMATION

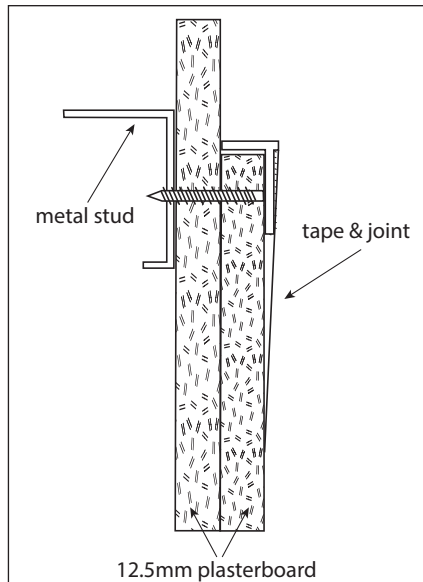
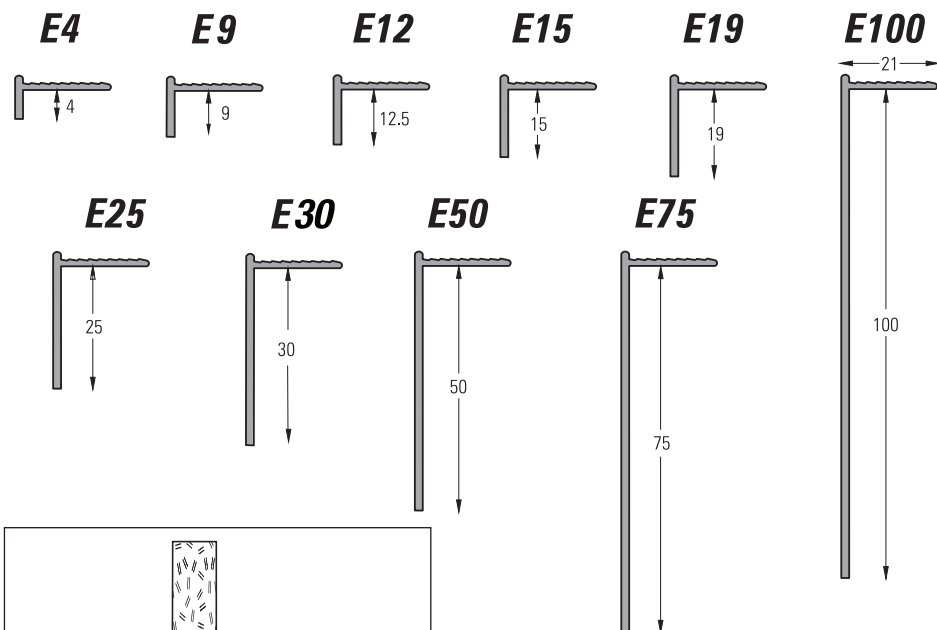
Supplied in 3000mm lengths, extruded from architectural grade aluminium alloy to BS 1474. Pre-punched with diagonal fixing slots and holes in the plastering fin suitable for fixing by drywall screws. The standard finishes are white polyester powder coating to RAL 9010, 20% Gloss, or to order in a full palette of RAL colours, to match and enhance any interior scheme. Unpainted trims also available for onsite painting/spraying, please check with your paint supplier for any additional primer products that may be required. QIC cannot accept any responsibility for the painted finish of products supplied unpainted. Non-standard lengths and alternative factory applied finishes are available to special order. Trims with a custom dimension between 3mm-100mm are available to special order.

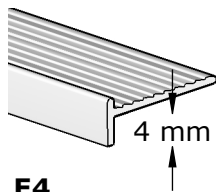
PACKING

Packed in quantities as ordered with no bundle exceeding 25kgs. Packaging is by heavy gauge heat shrink polythene with corrugated cardboard end protection.

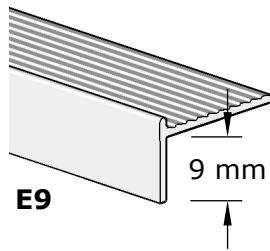
TECHNICAL DETAILS

Designed specifically for use as part of a conventional dry wall, partition or ceiling system with either single or multiple layers of plasterboard. Framework can be of metal stud, timber or other suitable medium provided that the structural requirements are met. Vertical studs should never be greater than 600mm apart. Trims are designed to create aesthetic appeal within dry lining systems and are not intended to improve structural performance. Construction depends upon the type of trim being used and typical application examples are shown on the data sheets. Trims should always be supported by structural members, with additional framing provided where necessary. Double layers of plasterboard will result in greater rigidity. Trims should always be backed by a layer of plasterboard and never fixed directly in contact with the structural framing. The use of additional layers of plasterboard may be necessary to achieve certain designs.

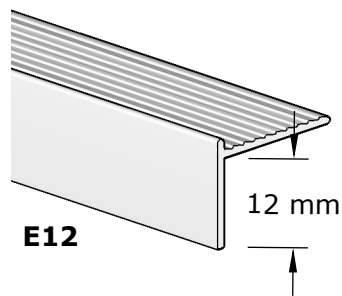




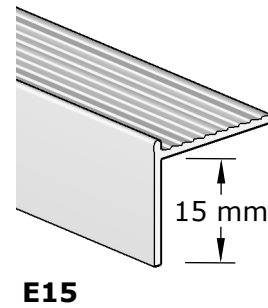
E4



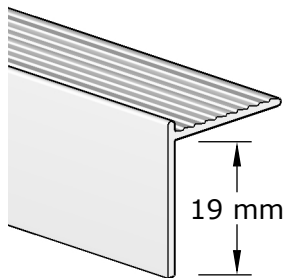
E9



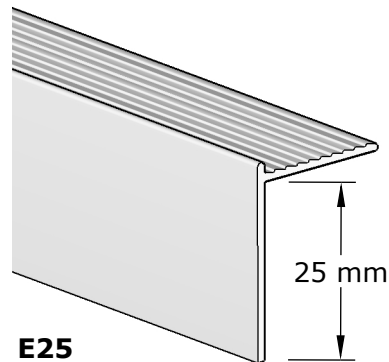
E12



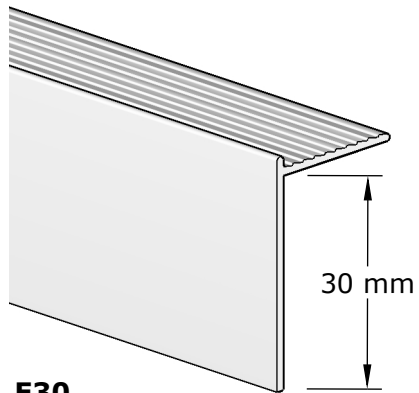
E15



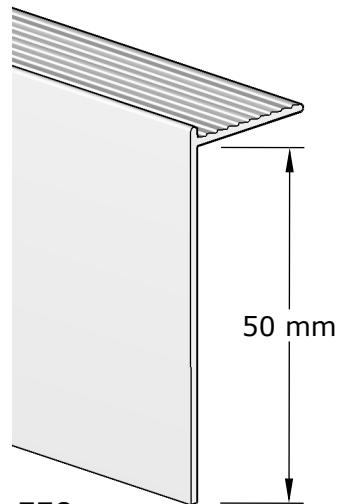
E19



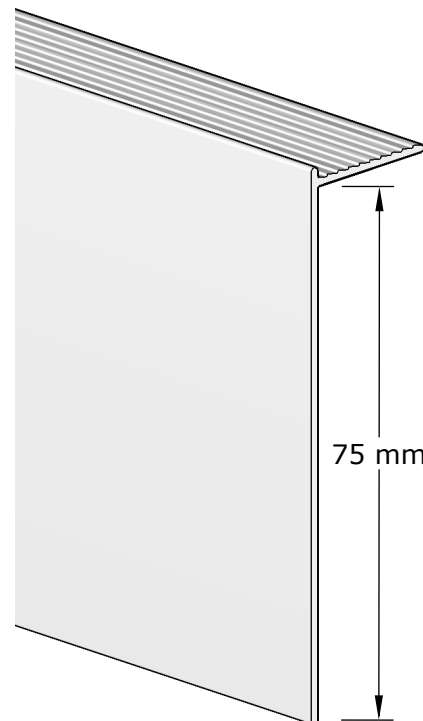
E25



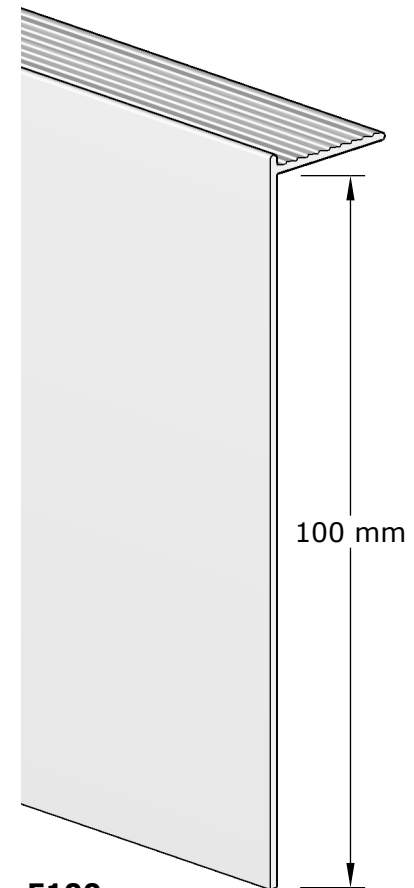
E30



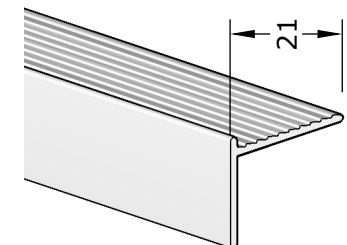
E50



E75



E100



THE E RANGE

