

- > MANY YEARS OF EXPERIENCE IN THE PREFAB MARKET
- > GREAT FLEXIBILITY
- > FAST DELIVERY
- > HIGH CAPACITY
- > BEST QUALITY
- > SCANDINAVIAN DESIGN AT ITS BEST

## SELECTED REFERENCES

### RESIDENTIAL

- **Project:** Norra Tornen And Helix Towers  
Stockolm, Sweden  
**Quantity:** 380 units
- **Project:** Canary Warf, Wood Warf A1-2-3  
London, UK  
**Quantity:** 1425 units
- One Crown Place  
London, UK  
**Quantity:** 291 units
- 1 Bishops Gate Plaza  
London, UK  
**Quantity:** 200 units

### HOTELS

- Mayfair Park Residence  
London, UK  
**Quantity:** 50 units
- **Project:** 5 Stars Hotel  
Kingdom of Eswatini  
**Quantity:** 300 units
- **Project:** Hotel Britannia  
Trondheim, Norway  
**Quantity:** 168 units
- Hotel Post  
Göteborg, Sweden  
**Quantity:** 40 units

### CONTACT



**René Risom**  
Export Sales Manager  
M +45 2889 7490  
rer@unidrain.dk



**Marlene Skov**  
Sales- and Export Coordinator  
T +45 3910 1034  
msk@unidrain.dk



# SAFE CONSTRUCTION

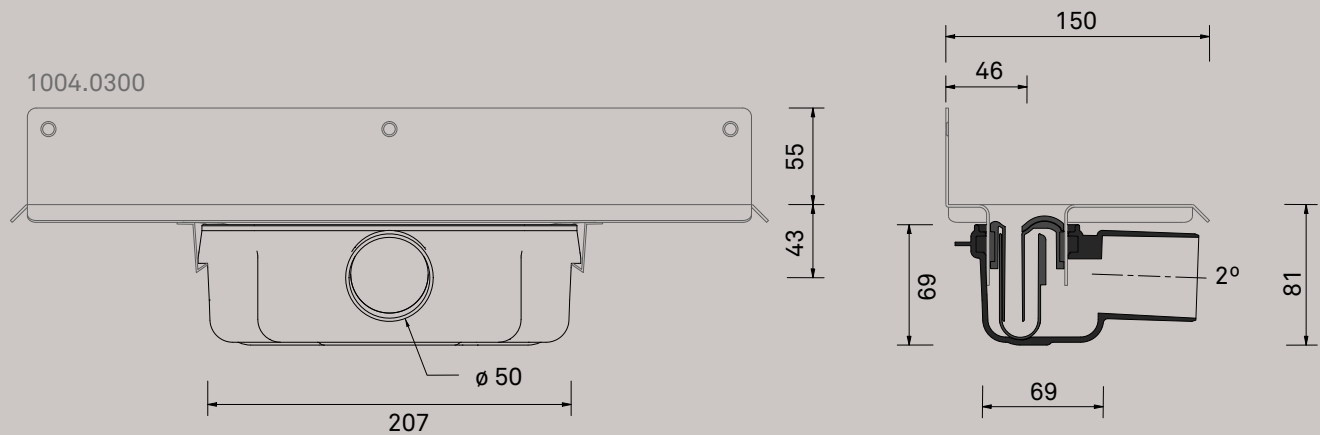
The smart Unidrain invention is made out of one single piece of metal, making it safe and easy to apply all types of wet room membranes. The unique patented flanges further improve the wet room security, leaving no room for leaks in the transition between the drain, the wall and the floor. The safe construction, easy installation and the variety of design choices will be an advantage for any manufacturer of prefabricated pods.

## 4 PARTS




## NEW | COMING 2020

- EXTRA LOW INSTALLATION HEIGHT
- EN1253 APPROVED




## 4. GRATINGS & PANELS

### CLASSICLINE GRATING



### HIGHLINE PANEL



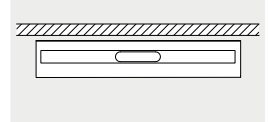
## 1. OUTLET UNIT



## 2. DRAIN UNIT



1004  
Shower niche/bathroom  
with distance to side walls



## 3. FRAME



### CLASSICLINE

The height of the frame (8, 10 or 12 mm) depends on the thickness of the floor tile. The frame is mandatory and has a double function: to support the grating and provide a perfect flush finish with the tiled floor.

### HIGHLINE

The height of the frame (10, 12, 15 or 25 mm) depends on the thickness of the floor tile. The frame is designed to emphasise the exclusive design of the floor drain. The frame is mandatory (except for the Custom solution).

## BENEFITS OF THE UNIDRAIN LINE DRAIN

- MADE OUT OF ONE SINGLE PIECE OF METAL - INCREASED WET ROOM SECURITY
- PATENTED WALL FLANGES REDUCES THE RISK OF WET ROOM DAMAGE
- IDEAL FOR UPSIDE DOWN INSTALLATION
- EASY AND FAST INSTALLATION - SAVES TIME IN COMPLETION OF PODS
- APPROVALS IN MAJOR MARKETS
- UNIFORM RESULT EVERY TIME - INCREASED EFFICIENCY