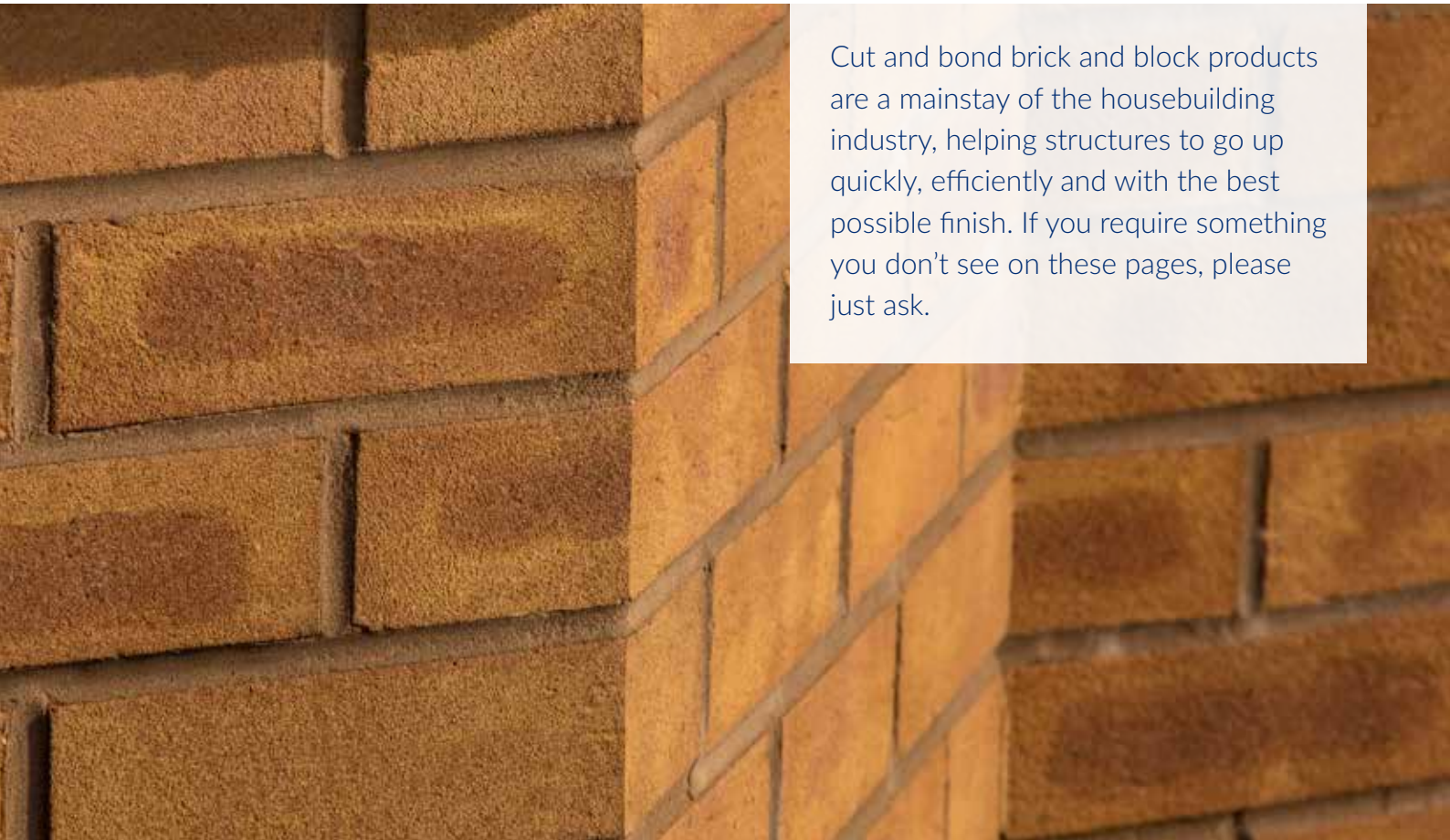


# BRICK SPECIALS

Cut and bond angles, plinths and more.



Cut and bond brick and block products are a mainstay of the housebuilding industry, helping structures to go up quickly, efficiently and with the best possible finish. If you require something you don't see on these pages, please just ask.

Our manufacturing is carried out in factory conditions to the highest standards of quality control; our British Standard brick specials are produced by the 'cut and bond' method and conform to BS4729. We also provide a complete range of Angles, Pistols, Slips and Bats, all fabricated to your requirements.

## **Bespoke when required**

If the standard brick special shown in this brochure does not meet your requirements, please contact us quoting the nearest equivalent brick type and reference number, along with the specification and details you require.

# BRICK SPECIAL FEATURES

---

**Precision cutting** – we use the most advanced cutting system on the market to ensure the right angle every time.

**Wide range** – our range covers the vast majority of brick specials you might need on site.

**Assured supply** – our 'just in time' deliveries ensure you have the brick specials you need on site right when you need them.



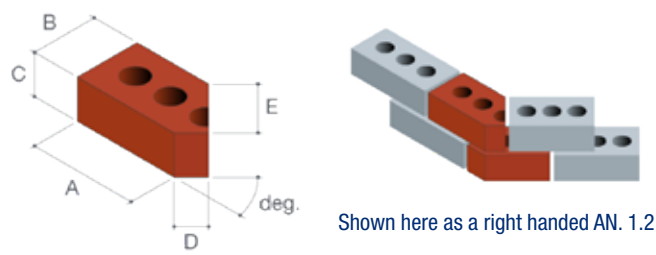
**Quality and consistency** – we are dedicated to continual improvement which means our products frequently exceed customer expectations.

**Off-site manufacture** – brick specials are fabricated in our immaculate factory, ensuring the perfect finish. Our cut and bond bricks are manufactured to BS4729 standards.



# BRICK SPECIALS

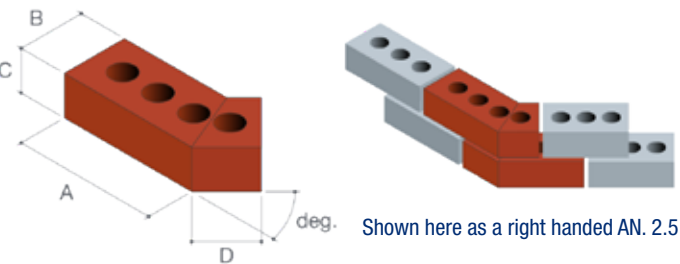
## AN.1 SQUINT



Squint bricks are typically used to create angled corners. Available in different angles and left or right handed if the brick has a textured surface.

Type	A	B	C	D	E	deg.
AN. 1.1	164	102	65	51	89	30°
AN. 1.2	164	102	65	51	94	45°
AN. 1.3	164	102	65	51	117	60°

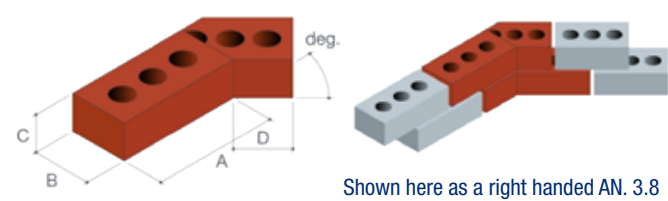
## AN.2 EXTERNAL ANGLE



Externally angled bricks are typically used to create angled corners with standard brick lengths facing externally. Available in different angles and left or right handed if the brick has a textured surface.

Type	A	B	C	D	deg.
AN. 2.1	159	102	65	102	30°
AN. 2.2	159	102	65	102	45°
AN. 2.3	159	102	65	102	60°
AN. 2.4	215	102	65	102	30°
AN. 2.5	215	102	65	102	45°
AN. 2.6	215	102	65	102	60°

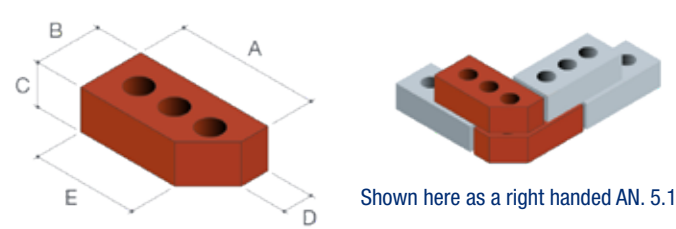
## AN.3 INTERNAL ANGLE



Internally angled bricks (also known as dog legs) are typically used to create angled corners with standard brick lengths facing internally. Available in different angles and left or right handed if the brick has a textured surface.

Type	A	B	C	D	deg.
AN. 3.1	164	102	65	51	30°
AN. 3.2	164	102	65	51	45°
AN. 3.3	164	102	65	51	60°
AN. 3.4	159	102	65	102	30°
AN. 3.5	159	102	65	102	45°
AN. 3.6	159	102	65	102	60°
AN. 3.7	215	102	65	102	30°
AN. 3.8	215	102	65	102	45°
AN. 3.9	215	102	65	102	60°

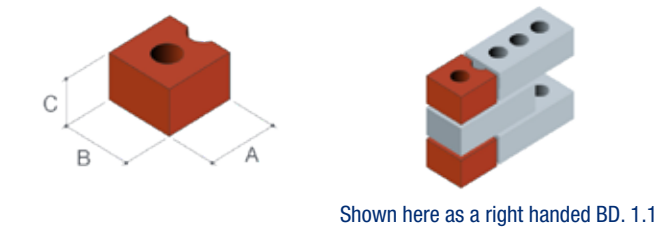
## AN.5 SINGLE CANT



Cant bricks are often used to create vertically chamfered edges on corners, end of walls as well as chamfered horizontal edges on top of walls. Also available as AN.6 Double Cants.

Type	A	B	C	D	E
AN. 5.1	215	102	65	46	159
AN. 5.2	215	102	65	60	173

## BD.1 BAT

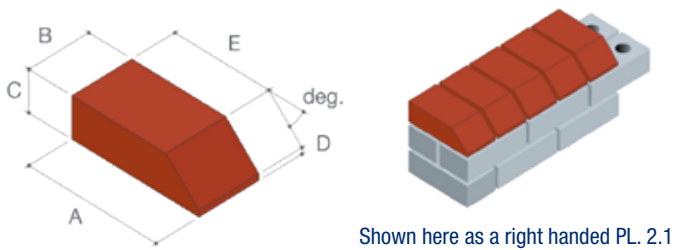


Bonding bricks such as Bats are an important and frequently used brick special for creating and finishing all types of brick bonding. Available in standard sized half bats or three quarter bats, they can also be supplied in whatever length you require.

Type	A	B	C
BD. 1.1	102	102	65
BD. 1.2	159	102	65



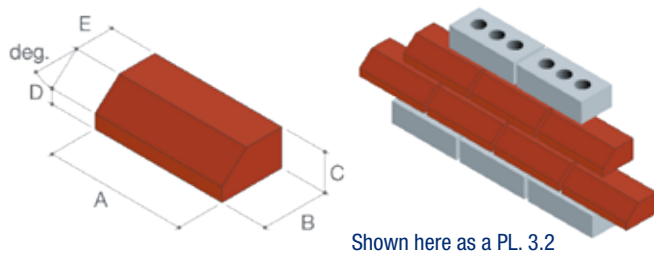
## PL.2 PLINTH HEADER



Plinth Headers like the Plinth Stretchers are for creating plinths or splaying and thickening a wall at the base of a building. The chamfered face is at a 45° angle as standard along the header of the brick.

Type	A	B	C	D	E	deg.
PL. 2.1	215	102	65	9	159	45°
PL. 2.2	215	102	65	23	173	45°

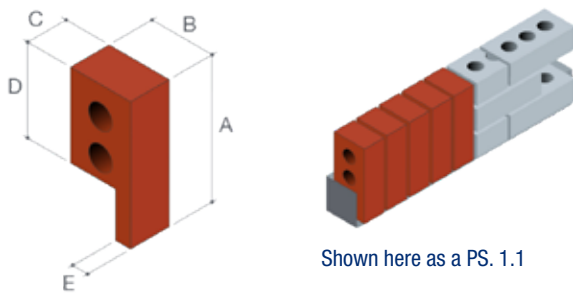
## PL.3 PLINTH STRETCHER



Plinth Stretchers as the name suggests are for creating plinths or splaying and thickening a wall at the base of a building. The chamfered face is at a 45° angle as standard along the length of the brick.

Type	A	B	C	D	E	deg.
PL. 3.1	215	102	65	9	46	45°
PL. 3.2	215	102	65	23	60	45°

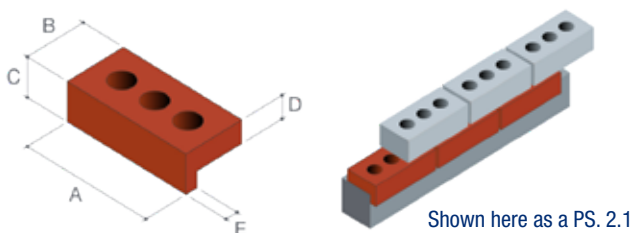
## PS.1 PISTOL SOLDIER



Pistol Soldiers are often used for detailing areas of brickwork. They are typically used above and/ or below openings where the pistol is required to sit on a lintel or other structural detail that requires a brick finish. Standard and non-standard shapes and sizes can be produced.

Type	A	B	C	D	E
PS. 1.1	215	102	65	140	25
PS. 1.2	215	102	65	65	25
PS. 1.3	215	102	65	185	25

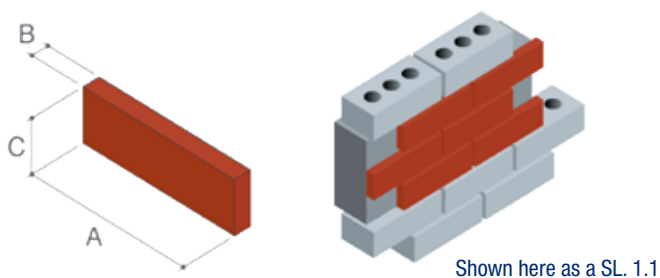
## PS.2 PISTOL STRETCHER



Pistol Stretchers are used to sit on lintels or other structural details that require hiding. Standard and non-standard shapes and sizes can be produced.

Type	A	B	C	D	E
PS. 2.1	215	102	65	35	20

## SL.1 BRICK SLIP



Brick Slips are used for cladding areas where a full brick will not fit and the thickness of bricks are limited. They can be used to clad lintels, concrete beams or other structural details that require a brick finish. Brick slips can also be produced with a return of a full brick depth of 102mm for corner details. Brick slips can be cut to any required thickness and are used on most of our prefabricated chimney and arch products or other structural detail that requires a brick finish. Standard and non-standard shapes and sizes can be produced.

Type	A	B	C
SL. 1.1	215	25	65
SL. 1.2	215	30	65
SL. 1.3	215	40	65
SL. 1.4	215	50	65