

LED Lighting Solutions

TIMEGUARD®
A **theben** Group Company



Introducing the new range of LED lighting from Timeguard.
They give instant brightness just like halogens but use only a fraction of the power.
Save time, money and energy with the next generation of lighting from Timeguard.



www.timeguard.com



Save More than Energy with Timeguard's LED Lighting!

Our range of LED Lighting products has now got bigger, with the addition of the NEW Die-Cast Outdoor Bulkheads, Indoor Wall/Ceiling Lights, LED Lanterns and LED Ready Up/Down Light ranges. More energy saving solutions from Timeguard!

Timeguard continue to set the trend in LED Energy Saving PIR Lighting offering a choice of styles and functionality for new and replacement installations.

This completely new concept in outdoor lighting design offers tremendous energy saving benefits over halogen models and are fast becoming the contractors popular choice.

Timeguard's extensive range are instantly bright like halogens but use only a fraction of the power and are the most economical and convenient way to control outdoor lighting.

Traditional styling, packed with substantial benefits and features designed to...

Save Money · Save Energy · Save Time



NEW Product

Indoor LED Wall & Ceiling Lights

A range of powerful and energy saving wall and ceiling lights, instantly bright like halogens but at a fraction of the running costs. The robust polycarbonate lens and housing makes them ideal for industrial, commercial and home installations for both indoor and outdoor use. This versatile range is available in round and oval versions, black and white and is the energy saving alternative to standard wall and ceiling lights with up to ten times the life of a halogen equivalent.

- Instantly bright like halogens but with only 20% of the running costs.
- Up to 1200 Lumens of cool white light.
- 18W of LED power equivalent to 100W of halogen lighting.
- Ideal for indoor and outdoor use.
- Robust polycarbonate lens and housing.
- IP54 weatherproof rating.
- Wide light diffusion pattern for optimum area coverage.



Super slim profile for both indoor and outdoor use.

LEDMR18WH



LEDMR18WH

LEDMR18WH

18W Slimline LED Energy Saver IP44 Round Wall/Ceiling Light – White

- Robust polycarbonate lens and housing suitable for industrial, commercial and home installations.
- Instantly bright like incandescent lighting but with only 20% of the running costs.
- 18W of LED power equivalent to 100W of halogen lighting.
- 1200 Lumens of cool white light (colour 4000k).
- Wide light diffusion pattern for optimum area coverage.
- IP44 weatherproof rating.



LEDS012B

LEDS012B

12W Slimline LED Energy Saver IP54 Oval Wall/Ceiling Light – Black

- 12W of LED power equivalent to 60W of halogen lighting.
- 850 Lumens of cool white light (colour 4000k).
- IP54 weatherproof rating.

LEDS012WH

White version



LEDSR12WH

LEDSR12WH

12W Slimline LED Energy Saver IP54 Round Wall/Ceiling Light – White

- 12W of LED power equivalent to 60W of halogen lighting.
- 850 Lumens of cool white light (colour 4000k).
- IP54 weatherproof rating.

LEDSR12B

Black version



Wall or ceiling mounting.




Product Features



Super slim profile ideal for industrial, commercial and home applications.



Robust polycarbonate lens and housing for the toughest of environments.



LEDMR18WH

Full LED layout for wide light diffusion pattern giving optimum area coverage.

NEW

Product

Stylish

Spot Lights

A range of versatile and decorative LED spot lights available as fixed or adjustable spot lights and Up/Down light versions, manufactured in a high quality black metal or stainless steel finish. A powerful energy saving alternative to standard spot lights (when GU10 LED lamps are fitted) which are ideal for both indoor and outdoor applications directing light to specific areas of use.

- Stylish design with IP65 weatherproof rating.
- High quality metal Luminaire with superior finish.
- Ideal for indoor and outdoor use.
- Fixed and adjustable versions for maximum area illumination.
- Simple terminal block connection.
- Can also be used with halogen lamps if required.

NIGHT
eye



UDSS1



UDSS1

UDSS1

LED Ready Fixed Single Spot Light – Stainless Steel

- A powerful and energy saving alternative to standard spot lights (when GU10 LED lamps are installed).
- Fixed spot light direction.
- Stylish design with IP65 weatherproof rating.
- High quality metal Luminaire with superior finish.
- Ideal for indoor and outdoor use.
- Temperature range -5°C to 55°C.
- Simple terminal block connection.

UDB1

Black version



UDB2

UDB2

LED Ready Up/Down Light – Black

- Up and down light direction.
- Stylish design with IP65 weatherproof rating.
- High quality metal Luminaire with superior finish.
- Ideal for indoor and outdoor use.
- Temperature range -5°C to 55°C.
- Simple terminal block connection.

UDSS2

Stainless Steel version



UDSS3

UDSS3

LED Ready Adjustable Single Spot Light – Stainless Steel

- Horizontal and vertical spot light adjustment for maximum illumination.
- Stylish design with IP65 weatherproof rating.
- High quality metal Luminaire with superior finish.
- Ideal for indoor and outdoor use.
- Temperature range -5°C to 55°C.
- Simple terminal block connection.

UDB3

Black version



Night Eye Range of LEDs



ENERGY SAVING
TIMEGUARD

IP65

Product Features



UDB2 and UDSS2
Up/Down LED light direction for extra illumination.



UDSS3 and UDB3
Vertical and horizontal spot light adjustment for maximum illumination.



UDB1 and UDSS1
Fixed spot light direction on products.



Simple terminal block connection for easy installation

NEW
Product

Versatile

Outside Lighting

A range of decorative outdoor LED Lanterns available with PIR switching and matching standalone models. Units are supplied with a 4W LED candle lamp emitting 335 Lumens of warm light which are ideal for door entry/exit applications. Matching slave units have the additional versatility of top or bottom mounting with up to 5 slaves (using the 4W LED PIR lamp supplied) per PIR connection.

- Instantly bright like halogens but at a fraction of the running costs.
- 335 Lumens of warm light ideal for door entry/exit applications.
- Sturdy polypropylene construction with glass panels.
- Discreet PIR sensor with 150° 8m detection range.
- Instant ON to full brightness.
- Light ON times fixed at 100 seconds using PIR.
- Manual ON facility (to override PIR) using pulse supply.
- Alternative mounting options on standalone models.
- IP44 weatherproof rating.
- Supplied with 4W LED candle lamp.



Alternative
mounting
positions on
standalone
models



4W LED candle
lamp supplied

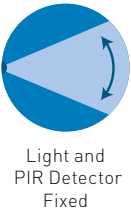
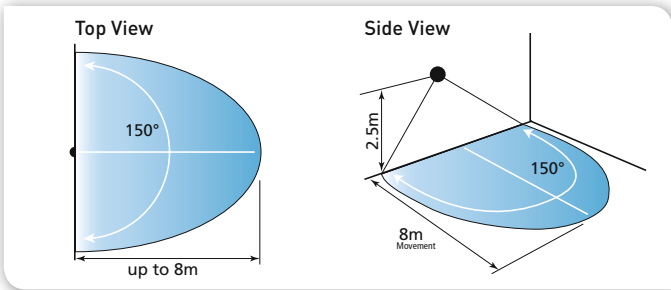
Sturdy
polypropylene
construction
with glass panels

Simple
terminal block
connection
within base

PIR sensor with
150° 8m detection range

IP44
weatherproof
rating

CLLED44PIRB



Night Eye Range of LEDs



CLLED44PIRB



CLLED45PIRWH



CLLED42B



CLLED43WH

CLLED44PIRB

LED PIR Carriage Lantern – Black
(4W LED Candle Lamp included)

- LED Energy Saving PIR Carriage Lantern.
- Instantly bright like halogens but with only 20% of the running costs.
- 335 Lumens of warm white light.
- Light on time fixed at 100 seconds using PIR.
- Manual ON facility (to override PIR) using pulse supply.
- 150° PIR detector with up to 8m detection range.
- Instant light ON to full brightness.
- LUX (light level) – Day to Night – 30/60.
- IP44 weatherproof rating.

CLLED45PIRWH

LED PIR Carriage Lantern – White
(4W LED Candle Lamp included)

- LED Energy Saving PIR Carriage Lantern.
- Instantly bright like halogens but with only 20% of the running costs.
- 335 Lumens of warm white light.
- Light on time fixed at 100 seconds using PIR.
- Manual ON facility (to override PIR) using pulse supply.
- 150° PIR detector with up to 8m detection range.
- Instant light ON to full brightness.
- LUX (light level) – Day to Night – 30/60.
- IP44 weatherproof rating.

CLLED42B

LED Carriage Lantern – Black
(4W LED Candle Lamp included)

- LED Energy Saving PIR Carriage Lantern.
- Instantly bright like halogens but with only 20% of the running costs.
- 335 Lumens of warm white light.
- Operating temperature -10°C to +40°C.
- Versatile alternative mounting options.
- IP44 weatherproof rating.
- Simple and quick to fit terminal block connection.

CLLED43WH

LED Carriage Lantern – White
(4W LED Candle Lamp included)

- LED Energy Saving PIR Carriage Lantern.
- Instantly bright like halogens but with only 20% of the running costs.
- 335 Lumens of warm white light.
- Operating temperature -10°C to +40°C.
- Versatile alternative mounting options.
- IP44 weatherproof rating.
- Simple and quick to fit terminal block connection.



ENERGY SAVING
TIMEGUARD

Product Features



CLLED42B and CLLED43WH
Versatile alternative
mounting positions.



4W LED energy saving
lamp included equivalent
to 335 Lumens.



PIR sensor detects
motion within 150°
(8m) detection area.



Simple terminal block
connection for easy
installation.



LED Wide Beam PIR Floodlights

Traditional styling with LED Energy Saving technology incorporating our compact 'G' design PIR detector head.

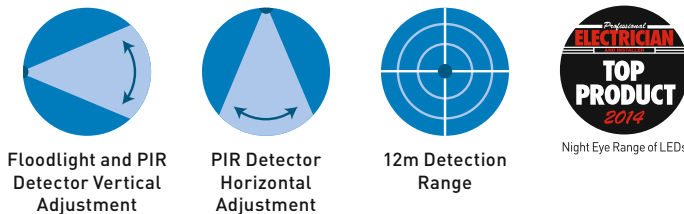
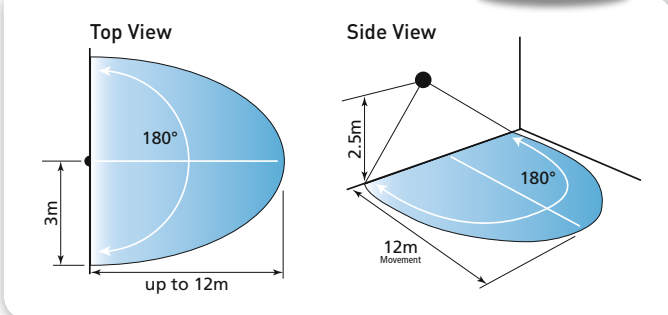
This trusted specification and quality you have come to expect from Timeguard remains unchanged, giving you high powered LED lighting and detection with substantial benefits and features.



- Powerful LED Energy Saving PIR Floodlight – instantly bright like halogens but at a fraction of the running costs.
- Up to 750 Lumens of bright white light (10W), Up to 1375 Lumens of bright white light (20W), Up to 2310 Lumens of bright white light (30W).
- Light on times adjustment 5 seconds to 10 minutes.
- Optional mode settings:
 - Dusk to Dawn.
 - Permanent ON – when in Dusk to Dawn and maximum time setting.
 - Manual ON with pulsed supply.
 - Test mode.
- 180° PIR detector with up to 12m detection range.
- Instant light ON to full brightness.
- LUX (light level) adjustment – Day to Night (2 to 200).
- Slave output on LEDX30PIR models.
- Operating temperature -20°C to +40°C.
- IP55 weatherproof rating.
- Easy quick fit bracket installation.
- Long life, low maintenance.



www.timeguard.com



For Full Product Details and Specifications



LEDX10PIRB

LEDX20PIRWH

LEDX30PIRB

LEDX10PIRB

10W LED Energy Saver Wide Beam PIR Floodlight – Black

Additional benefits to those featured opposite.

- Powerful 10W LED Energy Saving PIR Floodlight – instantly bright like halogens but at a fraction of the running costs.
- 685 Lumens of bright white light.
- Dimensions HxWxD: 164 x 119 x 108mm.

LEDX10PIRWH

White Version

- 750 Lumens of bright white light.

LEDX20PIRWH

20W LED Energy Saver Wide Beam PIR Floodlight – White

Additional benefits to those featured opposite.

- Powerful 20W LED Energy Saving PIR Floodlight – instantly bright like halogens but at a fraction of the running costs.
- 1325 Lumens of bright white light.
- Dimensions HxWxD: 164 x 170 x 108mm.

LEDX20PIRB

Black Version

- 1260 Lumens of bright white light.

LEDX30PIRB

30W LED Energy Saver Wide Beam PIR Floodlight – Black

Additional benefits to those featured opposite.

- Powerful 30W LED Energy Saving PIR Floodlight – instantly bright like halogens but at a fraction of the running costs.
- 2115 Lumens of bright white light.
- Slave output – up to 10 sets of LEDX30FLB depending on load type.
- Dimensions HxWxD: 185 x 240 x 108mm.

LEDX30PIRWH

White Version

- 2310 Lumens of bright white light.



LEDX10FLB

LEDX20FLWH

LEDX30FLB

Floodlight versions

- LEDX10FLB** 10W LED Energy Saver Wide Beam Floodlight
- LEDX10FLWH** White Version
- LEDX20FLB** 20W LED Energy Saver Wide Beam Floodlight
- LEDX20FLWH** White Version
- LEDX30FLB** 30W LED Energy Saver Wide Beam Floodlight
- LEDX30FLWH** White Version


Product Features




High output LED lighting grid and diffusion lens for Wide Angle Beam.



Optimum cooling fins prevent heat build-up for long product life.



Quick and simple adjustment of 'Time ON' and 'Dusk' controls.



Simple and quick to fit terminal block connections.

Energy Saving LED Lighting

**NIGHT
eye**

LED PIR Floodlights are instantly bright like halogens but under half the size and saving a fraction of the running costs. A powerful and energy saving alternative to halogen lighting with multiple features and benefits.

- Powerful LED PIR Floodlight – instantly bright like halogens but at a fraction of the running costs.
- Pan and tilt light aiming adjustment.
- Light ON times adjustment 5 seconds to 10 minutes.
- Optional mode settings – Dusk to Dawn and Test mode.
- 140° PIR detector (pan only) within adjustable 180° range and 10m detection range.
- LUX (light level) adjustment – Day to Night (2 to 200 LUX – permanently ON when at max.).
- Operating temperature -20°C to +40°C.
- Ideal for both indoor and outdoor installations.
- IP44 weatherproof rating.
- Exit ON feature.
- Easy installation with fast-fix terminal block connection.

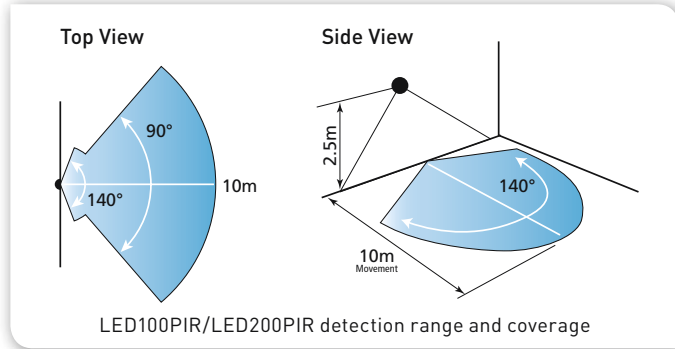
Corner Brackets for LED100 and LED200 ranges

907.0.757

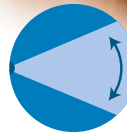
Black Version

907.0.756

White Version



LED200PIRWH



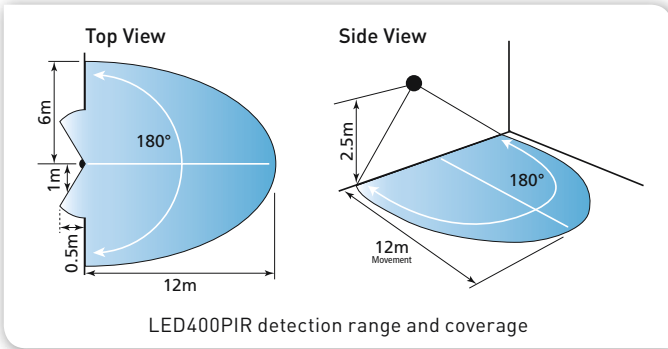
Floodlight Vertical Adjustment



Floodlight and PIR Detector Horizontal Adjustment



12m Detection Range



Instantly Bright like Halogens!

Over 10 Times the life of a Halogen!



LED200PIR Range



LED100PIR Range



LED400PIR Range

LED200PIRB

Twin 8W LED Energy Saver PIR Floodlight – Black

- Powerful 2x 8W LED Energy Saving PIR Floodlight equivalent to 860 Lumens – instantly bright like halogens but at a fraction of the running costs.
- 140° PIR detector (pan only) within adjustable 180° range and 10m detection range.
- LUX (light level) adjustment – Day to Night (2 to 200 LUX – permanently ON when at max.).
- IP44 weatherproof rating.
- Dimensions: 185 x 165 x 65mm.

LED200PIRWH

White Version

LED200FLWH

Twin 8W LED Energy Saver Floodlight – White

- Dimensions: 165 x 165 x 50mm.

LED200FLB

Black Version

LED100PIRB

8W LED Energy Saver PIR Floodlight – Black

- Powerful 8W LED Energy Saving PIR Floodlight equivalent to 430 Lumens – instantly bright like halogens but at a fraction of the running costs.
- 140° PIR detector (pan only) within adjustable 180° range and 10m detection range.
- LUX (light level) adjustment – Day to Night (2 to 200 LUX – permanently ON when at max.).
- IP44 weatherproof rating.
- Dimensions: 185 x 80 x 65mm.

LED100PIRWH

White Version

LED100FLWH

8W LED Energy Saver Floodlight – White

- Dimensions: 165 x 80 x 50mm.

LED100FLB

Black Version

LED400PIRWH

32W LED Energy Saver PIR Floodlight (4x 8W LED Modules) – White

- Powerful 32W (4x 8W) LED Energy Saving PIR Floodlight equivalent to 1700 Lumens – instantly bright like halogens but at a fraction of the running costs.
- 90° pan left and 90° pan right light aiming adjustment and 55° tilt adjustment.
- Optional mode settings – Dusk to Dawn Photocell mode and Test mode.
- 180° PIR detection angle within adjustable 360° range and up to 12m detection range.
- LUX (light level) adjustment – Day to Night (2 to 200 LUX – Dusk to Dawn ON when at max.).
- Can link with up to 5 slave 32W LED Floodlight codes LED400FLWH and LED400FLB for matching installations.
- IP55 weatherproof rating.
- Dimensions: 286 x 177 x 80mm.

LED400PIRB

Black Version

LED400FLB

32W LED Energy Saver Floodlight (4x 8W LED Modules) – Black

- Dimensions: 270 x 177 x 80mm.

LED400FLWH

White Version




Night Eye Range of LEDs



ENERGY SAVING
TIMEGUARD



Product Features



Quick and simple adjustment of 'Time ON' and 'Dusk' controls.



Independent pan and tilt light aiming adjustment for maximum illumination.



Stylish heat air cooling fins for extended usage without unit overheating.



Simple and convenient connection for easy wiring with fast-fix terminal block.

Die-Cast Bulkhead Lights

A powerful and energy saving alternative to standard bulkhead lights – instantly bright like halogens but at a fraction of the running costs. The super-slim die-cast design and tough polycarbonate lens make them ideal for industrial, commercial and home installations.

- A powerful and energy saving alternative to standard bulkhead lights.
- LED Bulkhead Lights are instantly bright like halogens but at a fraction of the running costs.
- Up to 1580 Lumens of cool white light (colour 5000k).
- Wide light diffusion pattern.
- Robust die cast housing with tough polycarbonate lens suitable for industrial, commercial and home installations.
- IP65 weatherproof rating.
- Anti-tamper screws.



NIGHT
eye



Product Features

	LEDBH09W	LEDBH015W	LEDBH025W	LEDBHR7W	LEDBHR15W	LEDBHR25W
Operating Voltage	230V AC	•	•	•	•	•
Maximum Light Load (W)	Internal	9	15	25	7	15
LED Brightness	Lumens	530	900	1580	450	900
Weatherproof Rating	IP65	IP65	IP65	IP65	IP65	IP65
Conforms with Latest Directives	•	•	•	•	•	•
Dimensions (mm)						
Height	150	210	265	150	185	240
Width	95	125	160	150	185	240
Depth	50	65	85	55	65	70



LEDBHR7W

LEDBHR7W

7W – 450lm LED Energy Saver Bulkhead Light – Round

Additional benefits to those featured on previous page.

- 7W LED power – instantly bright like halogens but at a fraction of the running costs.
- 450 Lumens of cool white light (colour 5000k).

LEDBHR15W

15W – 900lm LED Energy Saver Bulkhead Light – Round

Additional benefits to those featured on previous page.

- 15W LED power – instantly bright like halogens but at a fraction of the running costs.
- 900 Lumens of cool white light (colour 5000k).



LEDBHR25W

LEDBHR25W

25W – 1580lm LED Energy Saver Bulkhead Light – Round

Additional benefits to those featured on previous page.

- 25W LED power – instantly bright like halogens but at a fraction of the running costs.
- 1580 Lumens of cool white light (colour 5000k).

LEDBH09W

9W – 530lm LED Energy Saver Bulkhead Light – Oval

Additional benefits to those featured on previous page.

- 9W LED power – instantly bright like halogens but at a fraction of the running costs.
- 530 Lumens of cool white light (colour 5000k).



LEDBH025W

LEDBH015W

15W – 900lm LED Energy Saver Bulkhead Light – Oval

Additional benefits to those featured on previous page.

- 15W LED power – instantly bright like halogens but at a fraction of the running costs.
- 900 Lumens of cool white light (colour 5000k).

LEDBH025W

25W – 1580lm LED Energy Saver Bulkhead Light – Oval

Additional benefits to those featured on previous page.

- 25W LED power – instantly bright like halogens but at a fraction of the running costs.
- 1580 Lumens of cool white light (colour 5000k).



Product Features



Wide light diffusion patterns for optimum area coverage.



Die cast housing with polycarbonate lens for the toughest of environments.



IP65 cable gland and side cable inlet to aid installation.



Super-Slim Profiles ideal for industrial, commercial and home installations.

Super Bright LED Floodlights

Timeguard turn the spotlight on the new super bright LEDMF range. Powerful LED lighting for high output illumination

- Powerful LED Energy Saving Floodlight – instantly bright like halogens but at a fraction of the running costs.
- 3900 Lumens (50W), 5000 Lumens (70W) and 7500 Lumens (100W) of neutral white light.
- Wide beam angle – 120°.
- LED neutral white 4000 – 4500K.
- Wall or floor mounting.
- IP65 weatherproof rating.
- Easy installation terminal block connections.

NIGHT
eye
ULTRA

3
★
YEAR
GUARANTEE

Over
10 Times
the life of a
Halogen!

Super
Bright
7500
Lumens!



Vertical Range
Adjustment



Night Eye Range of LEDs



LEDMF100FL



LEDMF50FL



LEDMF70FL



LEDMF100FL

LEDMF50FL

50W LED Energy Saver Floodlight – Black

- 3900 Lumens output.
- Wide beam angle 120°.
- High output LED lighting grid and diffusion lens.
- Cooling fins prevent heat build-up for long product life.
- Energy saving.
- Instant ON.
- IP65 weatherproof rating.
- Wall or floor mounting.
- LED neutral white 4000 – 4500K.
- Long life, low maintenance.

LEDMF70FL

70W LED Energy Saver Floodlight – Black

- 5000 Lumens output.
- Wide beam angle 120°.
- High output LED lighting grid and diffusion lens.
- Cooling fins prevent heat build-up for long product life.
- Energy saving.
- Instant ON.
- IP65 weatherproof rating.
- Wall or floor mounting.
- LED neutral white 4000 – 4500K.
- Long life, low maintenance.

LEDMF100FL

100W LED Energy Saver Floodlight – Black

- 7500 Lumens output.
- Wide beam angle 120°.
- High output LED lighting grid and diffusion lens.
- Cooling fins prevent heat build-up for long product life.
- Energy saving.
- Instant ON.
- IP65 weatherproof rating.
- Wall or floor mounting.
- LED neutral white 4000 – 4500K.
- Long life, low maintenance.

Powerful, effective and economical outdoor LED Floodlights.


Instant illumination with substantial energy saving cost for use in a variety of outdoor locations. Ideal for enhancing the security and appearance of commercial buildings, gardens, driveways, outdoor parking areas etc. making them the right choice for environmentally responsible lighting. Ideal replacements for halogen, HID and other floodlights with the benefit of super brightness but at a fraction of the running costs.



Product Features



High output LED lighting grid and diffusion lens.



Cooling fins prevent heat build-up for long product life.



Supplementary cooling ducts for the LEDMF100FL.



Easy quick fit bracket installation for wall or floor mounting.



Super Slim LED PIR Bulkheads

Small and powerful, the PIR LED Energy Saving Bulkheads are instantly bright like halogen lighting but under half the size and at a fraction of the running costs!

LED88PIR


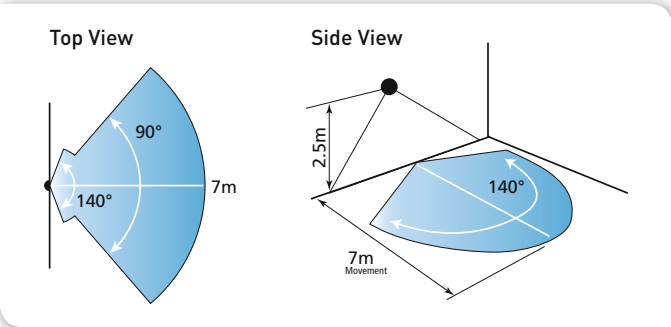
5W LED Energy Saver PIR Bulkhead Light

- Powerful 5W LED Energy Saving PIR Bulkhead Light – instantly bright like halogens but at a fraction of the running costs.
- 310 Lumens output.
- Prismatic lens diffuser.
- Light on times adjustment 5 seconds to 10 minutes.
- Optional mode settings – Dusk to Dawn and Test mode.
- 140° PIR detector with up to 7m detection range.
- LUX (light level) adjustment – Day to Night (2 to 200 LUX – permanently ON when at max.).
- Operating temperature -20°C to +40°C.
- Ideal for both indoor and outdoor installations.
- IP55 weatherproof rating.
- Prismatic lens diffuser.
- Long life, low maintenance.

LED88

5W LED Energy Saver Bulkhead Light

- Dimensions: 205 x 108 x 64mm.



Bulkhead Light and PIR Detector Vertical Adjustment Fixed
Bulkhead Light and PIR Detector Horizontal Adjustment Fixed
7m Detection Range



LED88

LED88PIR

Over 10 Times the life of a Halogen!

3 YEAR GUARANTEE

NIGHT eye

www.timeguard.com

For Full Product Details and Specifications

TIMEGUARD

Total Control for LEDs

NIGHT eye

PIR controllers in a variety of styles, detection patterns and mountings, ideal for energy saving applications where light control can make all the difference.

SLB2300

2300W PIR Light Controller – Black

- Powerful PIR controller for new and existing installations.
- Total PIR switching: 2300W incandescent/halogen, 500W fluorescent/low energy plus 140W LED.
- 12m detection range with 180° area of detection.
- Pan and tilt feature.
- Light ON times adjustable from 5 seconds to 15 minutes.
- LUX (light level) adjustment – Day to Night (2 to 1000).
- Manual ON/OFF switching override.
- IP55 weatherproof rating.
- Simple and quick to fit terminal block connectors.
- Dimensions: 93 x 78 x 141mm.
- Corner mounting bracket available – SLBCB.

SLW2300

White Version

- Corner mounting bracket available – SLWCB.



SLW2000G

LEDs UP TO 80W

TIMEGUARD

Go to the back page for more PIR controllers.



SLB2300

LEDs UP TO 140W

NEW Product

SLW2000G

2300W PIR Light Controller – White

- Powerful PIR controller for new and existing installations.
- Total PIR switching: 2300W incandescent/halogen, 500W fluorescent/low energy plus 80W LED.
- 12m detection range with 180° area of detection.
- Pan and tilt feature.
- Light ON times adjustable from 5 seconds to 5 minutes.
- Adjustable light level control.
- Manual ON/OFF switching override.
- IP55 weatherproof rating.
- Simple and quick to fit terminal block connectors.
- Dimensions: 89 x 67 x 148mm.

SLB2000G

Black Version

3 YEAR GUARANTEE


**NIGHT
eye**

MLSA360N

**LEDs
UP TO
80W**

**NIGHT
eye
Plus**

MLB3000

**LEDs
UP TO
80W**

**NIGHT
eye
Plus**

MTLW3000

**LEDs
UP TO
80W**

MLSA360N

360° PIR Light Controller

- Adjustable PIR detector with pan and tilt sensor aiming adjustment.
- Enhanced 360° detection zone for optimum coverage.
- Up to 12m detection range at 2.8m mounting height.
- Multiple mounting options – surface, ceiling and corner mounting.
- Immediate illumination of lights on exit and approach.
- Light ON time adjustment 5 seconds to 12 minutes.
- LUX (light level) adjustment – Day to Night (5 to 1000 LUX – permanently ON when at max.).
- Total PIR switching 2000W incandescent/halogen, 600W fluorescent, 110W compact fluorescent and electronic ballast lighting plus 80W LED.
- IP45 weatherproof rating.
- Optional mode settings – manual, Dusk to Dawn and Test mode.
- Corner mount bracket supplied in pack.
- Easy installation with fast-fix terminal block connection.

MLB3000

3000W PIR Light Controller – Black

- 12m detection range with 200° area of detection.
- Light ON times adjustable from 5 seconds to 18 minutes.
- Scrolling LED 'System Live' status acts as advance deterrent.
- Adjustable light level control.
- Manual ON/OFF override.
- Optional holiday mode between 1 and 8 hours.
- Direct mount bracketless fixing – contractor quick fit aid supplied.
- IP55 weatherproof rating.
- Total PIR switching: 3000W halogen/incandescent, 500W fluorescent/low energy plus 80W LED.

MLW3000

White Version



MLB3000/MLW3000
Scrolling LED 'System Live'
status indicator.

MTLW3000

3000W PIR Light Controller

- 200° PIR light controller switches ON connected lighting when movement is detected. 12m range with a total PIR switching of 3000W incandescent/halogen or 600W fluorescent/low energy lighting.
- 12m detection range with 200° area of detection.
 - Adjustable light level control.
 - IP55 weatherproof rating.
 - Adjustable light ON time 5 seconds to 18 minutes.
 - Manual ON/OFF override.
 - Hinged back box for ease of wiring.
 - Total PIR switching: 3000W halogen/incandescent, 600W fluorescent/low energy plus 80W LED.



MLB3000, MLW3000
and MTLW3000 carry
a 5 year guarantee.



A **theben** Group Company

www.timeguard.com

Sales Office Direct Line

Tel: 020 8452 1112
Fax: 020 8450 0635
E-mail: csc@timeguard.com

Helpline & Technical Service Direct Line

Tel: 020 8450 0515
Fax: 020 8450 0635
E-mail: helpline@timeguard.com

General Enquiries

Tel: 020 8450 8944
Fax: 020 8452 5143
E-mail: csc@timeguard.com
Website: www.timeguard.com