

# New Product Update



Single Door Kit - Max Opening Size 1100mm



Double Door Kit - Max Opening Size 2300mm

## Juliet Balcony 316 Stainless Kits On Sale Now.

### **Additional New Products Include;**

Pre Assembled Balustrade Posts

Tilt-Loc Spigots

Glass Stand Off Adapters

Barrierslide New Range Of Sliding Door Hardware

Barrier Wedge Loc Solofix

Barrier Megagrip

*.....and more!*

# Pre Assembled Posts With Spigots

Our pre-assembled posts come with spigots on the top and are suitable for a wide range of applications. The posts are designed for a quick and easy installation with maximum flexibility to meet your design requirements.

3 Post types are available, End, Centre & Corner and these can be either 42.4mm or 48.3mm in diameter.

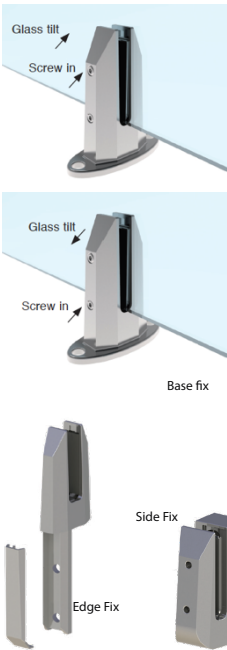
Handrail Tube is sold and can match the diameter of the posts.



End                      Centre                      Corner

**Pan Head Fixing**  
Adjustable on end posts

**Handrail Tube**  
Available in 42.4mm or 48.3mm sizes. 2m or 3m lengths.



Tilt-Loc Spigots offer a revolutionary adjustment that allows accurate glass alignment making installation a very simple operation.

Made from Duplex 2205 Ultra Marine Stainless means that it is suitable for coastal and other environments.

Tilt-Loc has also been extensively tested and has achieved a 1.5kN rating on specific glass sizes whilst also accommodating numerous glass sizes at both 0.36kN and 0.74kN.

Available in Base, Side and Edge designs, there is always a design to accommodate your needs.



# Glass Stand-Off Adapters

For applications requiring no visible fixings from one side our Glass Stand-Off Adapters are a perfect choice.

With a mammoth sheer strength of over 27kN and the ultimate flexibility of glass thicknesses of between 8mm - 25.52mm all of your design criteria can be met with ease.

Available with 3 standard offsets; 30mm, 40mm & 50mm and made from 316 Stainless Steel.



a Ø mm	b mm	c mm	Glass mm	Glass Hole Size Ø mm
50	30	10.5	12.76 - 25.52	26
50	40	10.5	8.00 - 25.52	26
50	50	10.5	8.00 - 25.52	26


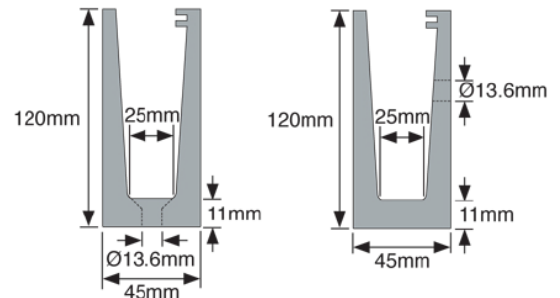
Spanner                      Internal Threaded Anchor

## Barrier Solofix- Upto 0.74kN

Low cost, highly effective and aesthetically pleasing channel pre finished in a anodised satin stainless finish for both base and side fix installations

Designed so that it can be fitted from one side, making it a lot easier to install where access to the external face is limited, and with a rubber seal that is simple to insert once glass is fitted. The wedges are driven into place with a minimum of effort and can be withdrawn with a wedge removal tool.

Suitable for 17.5mm PVB at 0.74kN and a range of other glass types and sizes to 0.36kN, it covers most of the residential and some commercial applications



Covers available in either Satin Silver or Satin Stainless Anodised and suitable for coastal use.

## Barrier Sabco - Upto 1.5kN

Our top selling frameless balustrade channel offering one of the quickest fixing methods on the market to date with both base and side fix options and can achieve a 1.5kN on multiple glass types in accordance with BS EN 6180:2011.

The system only requires 400mm fixing centres to achieve the 1.5kN rating therefore saving valuable time on site and allows easy alignment of the glass during installation upto +/-15mm either way. Clamps are tightened using a torx drive via a cordless screwdriver so no specialist tooling is required.

The system also has separate covers which allows for placement of the channel without risk to damaging finish as covers can be fitted at the end of the install.

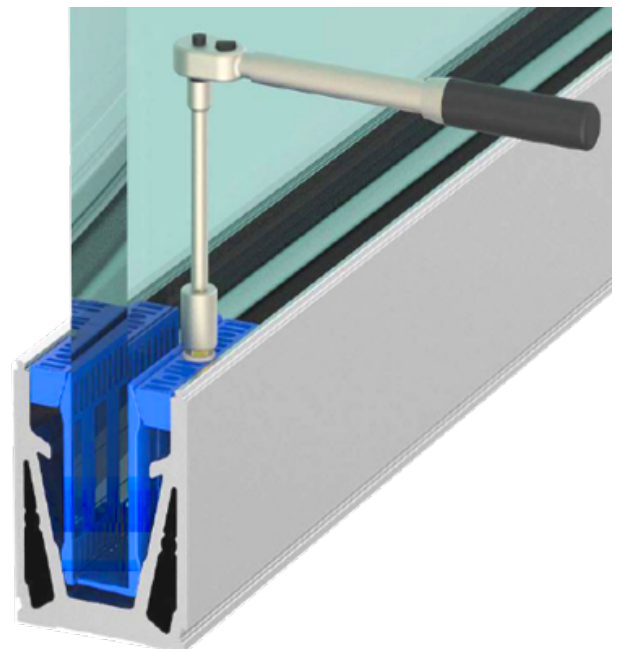
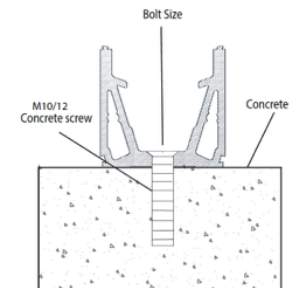
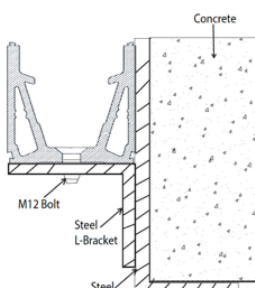


## Barrier Megagrip - 3kN

Megagrip is a high strength frameless glass balustrade system capable of 3kN loading on glass panel thicknesses of 25mm - 33mm.

With it's ingenious double action clamps that both clamp onto the glass and hook into the channel, you can be left in no doubt how strong this system is. A 13mm Socket is the only tool required for clamping the glass.

Megagrip comes as base fix only and has 2 cover options - full height covers or a top cover only. See below for the fixing options.





## Vistafold 120S

Vistafold 120S has taken the concept of Vistafold 56 and totally re-designed it from the ground up with features such as height adjustment on the rollers combined with 1mm shims for the hinges to allow easy adjustment if required.

Being a bottom rolling system there is no need for an oversized frame, steel or timber beams to support a top track and having tracks that are visible when doors are closed.

Vistafold 120S is designed to fit into a standard timber door or window frame only 4" wide. This also helps with aesthetics such as when situated next to a standard door or window or when windows are required above the doors.



Vista Patioslide is our latest bottom rolling sliding door system especially for patio doors. With height adjustable bottom rollers, rattleproof top guidance, interlocks and locking system this kit offers a one stop shop for the customer.

2 Roller capacities are available - 100kg or 200kg. Each roller housing has 2 wheels (100kg) or 4 wheels (200kg) and has height adjustment of +/- 3mm.

The 6 point locking system comes complete with a single piece Keep and allows for a male/female closing jamb arrangement for maximum weather proofing.

A 80mm euro cylinder is also supplied.

Handles can be purchased in multiple finishes.

Satin Chrome and Polished Chrome are standard stock items with the remainder having a lead time of 7-10 days.



## Pocket Door Kits

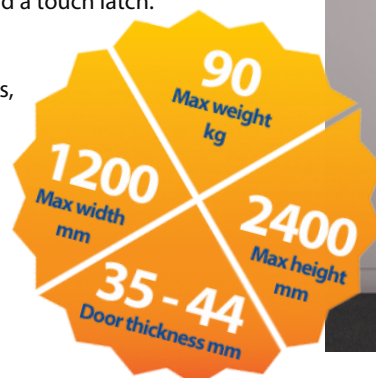
Pocket door systems kits are fast becoming the number 1 sliding door kit used today. With it's space saving properties and the simple act of disappearing into a wall these sliding door kits are top priority when space is a premium.

Barrier Pocket Door Systems are installed during the internal stud wall phase of a new build or renovation allowing for all tracking and supports to then be plaster boarded over.

Barrier pocket door systems kits are easily cut to suit your required door size and can be supplied with soft close (and open depending on door size) and a touch latch.

A frameless glass door conversion kit is now also available and includes Patch fittings with continuous pelmet cover, brush seals, glass door floor guide and a glass bumper seal for the leading edge.

Additional furniture such as Flush Handles and Sliding Door Locks are available from our range.



## Barrierslide Strap

A rugged looking system reminiscent of old style barn door sliding hardware.

Finished in a matt black finish this system comes complete with all fixings which includes all stops, guides and both soft close and soft open devices.

Ideal for Residential & Commercial applications.

Internal use only.



## Barrierslide Ivan 2.0

A stylish, high quality system that replaces the existing Ivan system.

Made from 304 Stainless, this system incorporates a flat bar track with grooved wheels giving a very stable operation. Kits includes all required fixings including all stops, guides and both soft close and soft open devices.

Ideal for Residential & Commercial applications.

Internal use only.



## Barrierslide Glass

A high quality sliding door system for glass doors at a very competitive price.

Made from 304 Stainless, this system incorporates a tubular track with built in soft open and soft close devices which also double up as an anti lift feature.

Available as standard with a 2m track but can accommodate door sizes between 762mm - 1000mm.

Kits includes all required fixings

Ideal for Residential & Commercial applications.

Internal use only.

Notching details are available upon request.





# Adhesive Glass Door Seals

With adhesive technology now proving very efficient, frameless glass doors can benefit from near invisible edge mounted seals creating an effective weathering solution.

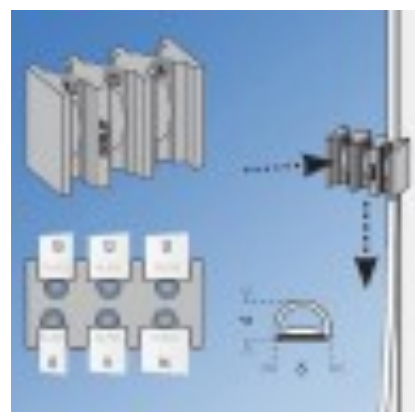
With no aesthetic downsides these seals can effectively seal a frameless glass door be it hinged or pivoted around the top and sides of the frame.

All seals are UV stable and have an opaque white finish.




## Glass Bumper Seal

Is a translucent bubble seal that fits via 3M adhesive to the edge of any glass size from 8-14mm. Suitable for framesless folding partitions as well as sliding doors.




## Glass Bumper Seal Template

A Simple tool to accurately fit Glass Bumper Seal to centre of all glass panels between 8-14mm thick




## Glass Lip Seal

Used for glass doors and walls and are simple and easy to fit. They consist of a soft transparent seals with lips which are quickly installed with a high strength transparent adhesive. The seal lips can then be shortened by simply tearing off part of the lip, to meet gaps from 2.5-7mm. Glass Lip can be used on glass from 8-14 mm thick.



## Glass Lip Template


A Simple tool to accurately for Glass Lip Seal to centre of all glass panels between 8-14mm thick.



## Glass Lip Slide

Used for sliding glass doors - both manual or auto opening. It then completely seals the gap between fixed and sliding panels. The seal lip can be shortened by 1mm increments simply by tearing off part of the lip to suit gaps from 12-30mm. Can be used on glass from 8-14 mm thick. Can also be used on Frameless Sliding Shower Doors

Barrier Components Ltd., established in 1987, is now one of the leading UK stockists of quality architectural hardware, supplying products to both commercial and residential markets. We provide a one-stop shop for weather seals, brush strips, glass hardware, sliding door hardware, gate hardware, shower hardware, swing doors and much more. Check out our website to download our other product brochures.



## Barrier Components Ltd

Unit 8 Dolphin Way Dolphin Point Purfleet Essex RM19 1NR  
sales@barrier-components.co.uk www.barrier-components.co.uk  
t: 01708 891 515 f: 01708 891 516

