

9000 series

Clean Room Panel

Performance Access Panel for Clean room ceilings and walls



NON FIRE RATED



1 HOUR FIRE RATED (1FR)

KEY FEATURES



9000/PF/IR

FRAME OPTIONS



Beaded Frame (BF)




Picture Frame (PF)




Optional Damper

LOCK OPTIONS



Push Catch (PC)



Security Lock (SL)

INTRODUCTION

The PROFAB 9000 series range of hinged steel access panels provides access into sealed plasterboard or sandwich panel (demountable) wall and ceiling systems where access to mechanical and electrical services is required.

DESCRIPTION

COMPOSITION & MANUFACTURE

The welded metal frame holds a metal door tray that is hinged via fully adjustable concealed hinges and is held closed by either a push catch (PC)* or a security sealed key lock (SL). The door then opens towards the user. The door is removable if damage occurs or during installation. Panels are manufactured either as fully concealed so that after installation only a 2mm wide door line is visible (BF), or alternatively, manufactured for retrofitting where the 25mm picture frame surround is visible (PF). The PF type is also available with a modified frame for installation into 60mm sandwich panel demountable structure. A constant gap is maintained between the door and frame by the fully adjustable hinge and dome location system. Panels are supplied powder coated semi-gloss white all over as standard but can be supplied using plastic coated steel or stainless steel. Anti bacterial paint is also available as an optional extra. * Not available in 1FR construction.

9000/BF/PC or SL

Frame: 1.2mm thick, factory welded electro-galvanised mild steel with concealed beaded frame (BF) for plaster finishing. Finished powder coated semi-gloss white all over and fitted with rubber compressible gasket to all sides.

Door: 0.9mm thick electro-galvanised mild steel flush door tray fitted with fully adjustable hinges and finished powder coated semi-gloss white all over as standard.

Locks: Non fire rated types: Select from concealed push catches (PC) or security sealed lock (SL). Fire rated types: Security sealed lock (SL). Both types are fitted to the rear of the frame/door.

9000/PF

All as above options but with visible 25mm picture frame surrounding the retro fitting. This type is also available with a modified frame depth for installation into 60mm sandwich panel demountable structure.

TYPICAL SIZES & WEIGHTS

(NFR & 1FR types)

| Dim X | Dim Y | Kgs |
|-------|-------|------|
| 300 | 300 | 3.0 |
| 450 | 450 | 6.0 |
| 600 | 600 | 11.0 |
| 600 | 1200 | 22.0 |

All dimensions in millimetres.

All panels are single door and hinge along dimension y. 9000 series panels can be manufactured in any size from 150mm x 150mm up to a maximum of 600mm x 1200mm in single door configuration. Double (DS) and multiple door (CA) designs are also available. Contact Profab for details.

KEY POINTS TO NOTE

1. X and Y dimensions outside rear frame.
2. Overall frame depth is 86mm.
3. Structural opening required for installation is (X+5) x (Y+5).

FIRE PERFORMANCE

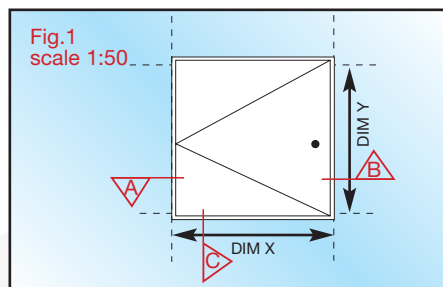


NON FIRE RATED



1 HOUR FIRE RATED (1FR)

The 9000 series panel is available as **non fire rated** and **one hour fire rated to BS 476 Part 22: 1986**. Being manufactured from steel it is non combustible, excluding the non-structural plastic/gasket components. For further advice on fire resistance requirements contact Profab Technical Department.



TYPICAL DETAILS

All fixings and packing by contractor unless stated otherwise.

APPLICATIONS & USES

All standard panels are for internal use and only in areas of normal humidity. The panel is ideal for installation in ceiling and wall linings that are constructed to achieve minimum air leakage but where access is still required, i.e. clean rooms, hospitals and food production areas.

9000/BF/PC or **SL** is suitable for vertical or horizontal use where the panel is being installed prior to any tape and jointing or skim-coat plastering.

9000/PF/PC or **SL** is suitable for vertical or horizontal use where the panel is being installed after all finishing work has been completed. The panel is factory finished semi-gloss white so needs no further decoration.

SPECIFICATIONS

EXAMPLE:

Access panel type **9000/BF/IR** Size 600 x 600mm single door fitted with a chrome security key lock, supplied by Profab Access Limited.

OTHER OPTIONS

The 9000 series is a strong, purpose made, high quality access panel designed to provide a simple, yet secure means of accessing building services, some modifications are available with this product as Profab's manufacturing flexibility provides for alternative materials, sizes, locks and door combinations. Discussions with Profab should take place at the earliest opportunity if specification changes are being considered.

INSTALLATION

Apertures formed in masonry and dry lined walls should be correctly formed in accordance with the wall/system manufacturer's recommendations. The wall should adequately support the panel's additional weight and operating forces exerted on it during installation and operation. Typical fixing details are shown on this data sheet.

OPERATION

Operated from the front face, the push catch (PC) requires no key and the security lock (SL) has an integral, visible chrome escutcheon to accept the key (included). (Additional keys are available from Profab).

SUPPLY

Available through a network of distributors. Refer to Profab for guidance.

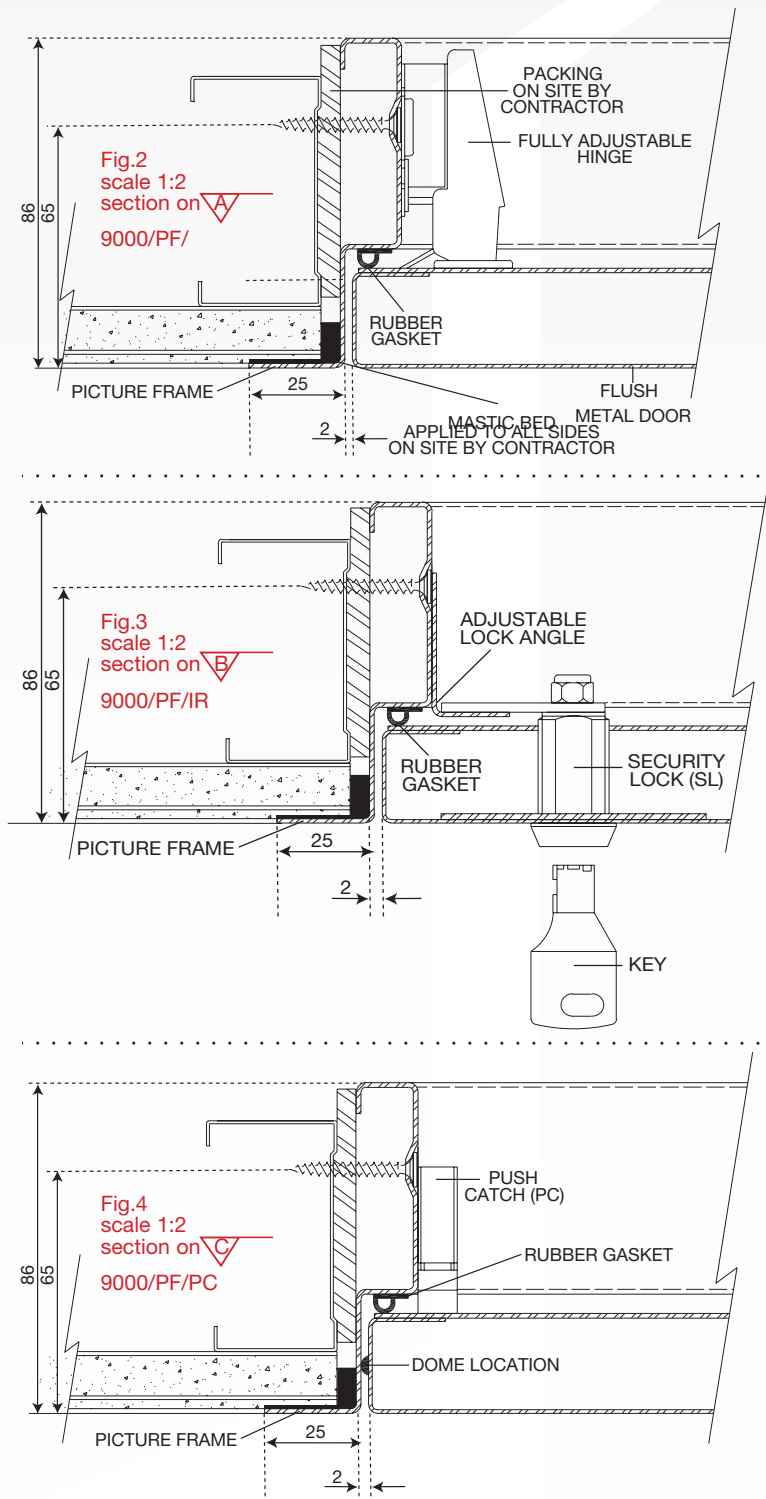
TECHNICAL SERVICES

ADVISORY

If there is any doubt about the information given in this data sheet or the intended product usage, then PROFAB should be consulted. We are only too pleased to advise on the use of our products. Technical representation is available at all stages of a project. In-house manufacturing enables us to offer full flexibility in product design for projects that need to meet specific design criteria.

QUALITY & DEVELOPMENT

PROFAB access panels are manufactured under strictly controlled quality systems and so we reserve the right to amend any of our published information and specifications deemed necessary as a part of our continuous product development and improvement policy, without prior notice.





9000 series

continued . . .

PLEASE CONTACT PROFAB ACCESS OR YOUR NEAREST DISTRIBUTOR FOR FURTHER INFORMATION & SALES

Distributor:

Profab Access Ltd.
Unit 45-48 Fourways, Carlyon
Road Industrial Estate,
Atherstone, Warwickshire
CV9 1LG
UK

Tel: 01827 718222
Fax: 01827 721092
sales@profabaccess.com
www.profabaccess.com

