



Cartridge Systems

*A simple cost effective way of
securing tubes within your product*



August 2016

Worldwide Connections

The John Guest Group has a long established reputation as a world leading manufacturer of push-fit fittings, tube and other fluid control products. A reputation built on producing consistently high quality products with an ongoing commitment to value engineering and product development.



Quality Manufacture

A commitment to quality is at the heart of the John Guest Philosophy.

The strictest control is maintained by virtue of the fact that design and manufacture is carried out in modern purpose built manufacturing centres in West London and at Maidenhead in Berkshire.

Maintaining control over the whole process from initial tool design and tool making through to final assembly and testing ensuring that only products of the highest quality are produced.

The company believe it is this commitment to quality that has led to it receiving prestigious awards from many of the world's leading testing and approvals organisations.

John Guest is a preferred supplier to many international companies.



Since 1989




Cartridge Systems

John Guest Cartridge Systems are an easy and cost effective way of incorporating a push-fit connection into a wide range of original equipment. Neat and compact, push in connections avoid the need for threaded ports, offer improved product appearance, easy tube connection and a reduced envelope size.

Cartridge Systems are easy to assemble, need only a low insertion level but offer a high burst pressure. They are offered with plastic, brass or stainless steel body for use with a wide variety of soft metal or plastic housing materials.

The systems are based on technology used in a wide range of industrial applications such as, Blown Fibre, Automotive, Drinks Dispense, Plumbing & Heating and Compressed Air.



Contents

Cartridges

Plastic Half Cartridges

Low assembly effort and high retention. For air and potable liquids. Plastic and metal housings

03 - 05

Metal Half Cartridges

Brass and Stainless Steel Body. For air and potable liquids.

06

Full Cartridge

Brass Body, ideal for compressed air applications.

08




General Information

Making a Connection

09

Technical Specification

10



Plastic Half Cartridges

- *For Pneumatics and Food Grade Applications • Inch and Metric Sizes*
- *For a wide range of plastic and soft metal housing materials*
- *Low assembly effort - high retention*

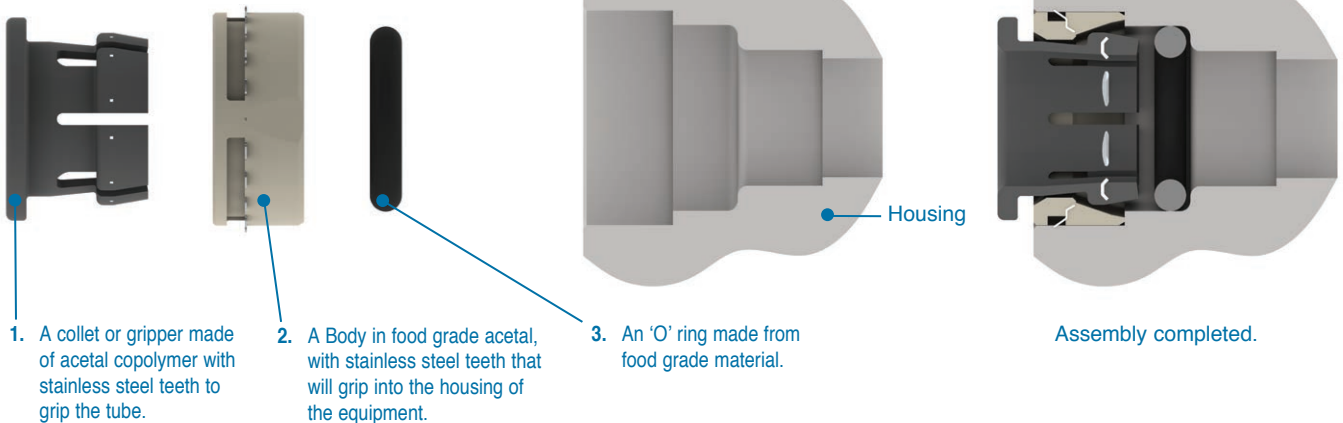
The John Guest Plastic Half Cartridge provides a quick, efficient and easy way of securing a Speedfit push-in connection into a wide variety of original equipment. As the cartridge requires low insertion loads it is suitable for many different housing materials.

The Half Cartridge is made up of three components; a collet or gripper, an 'O' ring of food grade material, and a plastic body with stainless steel teeth. With the body of the cartridge inserted, the stainless steel teeth grip the sides of the housing. As the system comes under pressure the teeth grip more.

As with all Speedfit products, the push-in connection can be used with plastic or soft metal tubes in both inch and metric sizes. The cartridges are suitable for a very wide selection of original equipment including manifolds and multi-interconnection points, and, because they are produced in food grade materials, Drinks Dispense and Water Purification Equipment.

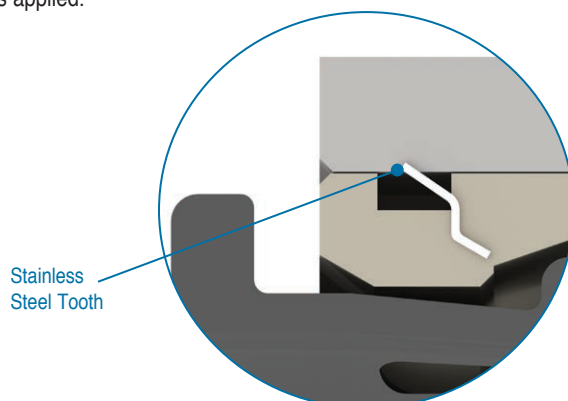
As Plastic Half Cartridges are intended for use by Original Equipment Manufacturers they are only supplied in bulk quantities.

The John Guest Plastic Cartridge is made up of three components:-



With the cartridge in its normal position the stainless steel teeth sink into the housing to a depth dependent upon the hardness of the housing material used.

When the system is under pressure the cartridge is held firmly in the body by the stainless steel teeth. These will sink in further as more pressure is applied.



PLASTIC HALF CARTRIDGES - METRIC SIZE



Black Acetal Collet,
Black Acetal Body,
Nitrile 'O' Ring.

1 'O' RING PART NO.	TUBE OD	2 'O' RINGS PART NO.	TUBE OD
PM2804E	4mm	PM2805E2	5mm
PM2805E	5mm	PM2806E2	6mm
PM2806E	6mm	PM2808E2	8mm
PM2808E	8mm	PM2810E2	10mm
PM2810E			10mm
PM2812E			12mm
PM2815E			15mm





Black Acetal Collet,
Black Acetal Body,
EPDM 'O' Ring.

PART NO.	TUBE OD
PCM2806E	6mm
PCM2808E	8mm
PCM2810E	10mm
PCM2812E	12mm



White Acetal Collet,
White Acetal Body,
EPDM 'O' Ring.

PART NO.	TUBE OD
CM2815W	15mm
CM2822W	22mm



For dimensional information please see page 07.

PLASTIC HALF CARTRIDGES - IMPERIAL SIZE



Grey Acetal Collet,
Grey Acetal Body,
Nitrile 'O' Ring.

1 'O' RING PART NO.	TUBE OD	2 'O' RINGS PART NO.	TUBE OD
PM2804S	5/32"	PI2806S2	3/16"
PI2806S	3/16"	PI2808S2	1/4"
PI2808S	1/4"	PM2808S2	5/16"
PM2808S	5/16"	PI2812S2	3/8"
PI2812S	3/8"	PI2816S2	1/2"
PI2816S			1/2"

1/4", 5/16" and 3/8" Plastic Half Cartridges are available with grey or white body with red, white or blue collet. Minimum 5000 lots.

These variations are also available with 2 'O' rings.



Grey Acetal Collet,
Grey Acetal Body,
EPDM 'O' Ring.

PART NO.	TUBE OD
PCI2808S	1/4"
PCI2812S	3/8"
PCM2808S	5/16"
PCI2816S	1/2"

1/4" size also available with red, white or blue collet. Minimum 10,000 lots.



White Polypropylene Collet,
White Polypropylene Body,
EPDM 'O' Ring.

PART NO.	TUBE OD	2 'O' RING PART NO.	TUBE OD
PP2808W	1/4"	PP2808W2	1/4"
PP2812W	3/8"	PP2812W2	3/8"

PLASTIC HALF CARTRIDGES - IRISH SIZE



Grey Acetal Collet,
Grey Acetal Body,
EPDM 'O' Ring.

PART NO.	TUBE OD	
ECI2816S	1/2"	IRISH
ECI2824S	3/4"	IRISH

PLASTIC HALF CARTRIDGE KIT - METRIC SIZE



Black Acetal Collet,
Black Acetal Body.

PART NO.	TUBE OD
NC2008-05E	5mm
NC2008-06E	6mm
NC2008-08E	8mm
NC2008-10E	10mm
NC2008-12E	12mm

PLASTIC HALF CARTRIDGE KIT - IMPERIAL SIZE



Grey Acetal Collet,
Grey Acetal Body.

PART NO.	TUBE OD
NC2007-02S	1/4"
NC2007-03S	5/16"
NC2007-04S	3/8"

1/4" and 3/8" Plastic Half Cartridge Kits are also available with grey or white body with red, white or blue collet.



Assembly Efforts and Retention

Typical Assembly Efforts and Retentions, when measured in acetal housing, are shown below. The figures are guidelines to performance and will vary depending on material, temperature and manufacturing tolerance.

	4mm 5/32"	5mm 3/16"	6mm 1/4"	8mm 5/16"	10mm 3/8"	12mm 1/2"	15mm	22mm
Expected assembly effort. (Cartridge into Polyacetal housing)	180N (40 lbf)	180N (40 lbf)	200N (45 lbf)	220N (50 lbf)	250N (56 lbf)	300N (67 lbf)	350N (79 lbf)	550N (125 lbf)
Expected retention. (Cartridge into Polyacetal housing)	450N (100 lbf)	450N (100 lbf)	650N (146 lbf)	700N (157 lbf)	750N (169 lbf)	1000N (224 lbf)	1200N (270 lbf)	1400N (318 lbf)




Metal Half Cartridges

- For Drinks Dispense and Potable Water Applications
- Inch and metric sizes • For a wide variety of metal housings
- Brass or stainless steel body

John Guest Half Cartridges with metal body are designed to provide a simple cost effective way of securing tubes into taps, manifolds, flow direction splitters and many other types of components, which can be produced in a wide variety of materials.

When connections need to be installed into plastic products we recommend our new Plastic Half Cartridge shown on pages 03 to 04.



Half Cartridges are supplied with one 'O' ring as standard. In some instances it may be desirable to consider additional sealing and if space permits, the addition of a second 'O' ring will be worth considering.

As Metal Short Cartridges are intended for use by Original Equipment Manufacturers they are only supplied in bulk quantities.

METAL HALF CARTRIDGES - METRIC SIZE



Grey Acetal collet 4 & 8mm,
Black Acetal collet on 5, 6,
10, 12, 15 & 18mm.
Brass Body,
Nitrile 'O' Ring.

1 'O' RING PART NO.	TUBE OD	2 'O' RINGS PART NO.	TUBE OD
MM2804N	4mm	MM2804N2	4mm
MM2805N	5mm	MM2805N2	5mm
MM2806N	6mm	MM2806N2	6mm
MM2808N	8mm	MM2808N2	8mm
MM2810N	10mm	MM2810N2	10mm
MM2812N	12mm	MM2812N2	12mm
MM2815N	15mm	MM2815N2	15mm
MM2818N	18mm		

8mm also available with black collet, Part No. MM2808NE

METAL HALF CARTRIDGES - IMPERIAL SIZE



Grey Acetal Collet,
Brass Body,
Nitrile 'O' Ring.

1 'O' RING PART NO.	TUBE OD	2 'O' RINGS PART NO.	TUBE OD
MM2804N	5/32"	MM2804N2	5/32"
MI2806N	3/16"	MI2806N2	3/16"
MI2808N	1/4"	MI2808N2	1/4"
MM2808N	5/16"	MM2808N2	5/16"
MI2812N	3/8"	MI2812N2	3/8"
MI2816N	1/2"	MI2816N2	1/2"

1/4" and 3/8" sizes also available with red, blue or white collet (Suffix R, B or W respectively).



Light Grey Acetal Collet 15, 18 & 22mm.
Black Acetal Collet 3, 4, 8, 10 & 12mm.
Brass Body,
EPDM 'O' Ring.

1 'O' RING PART NO.	TUBE OD	2 'O' RINGS PART NO.	TUBE OD
CM2803N	3mm	CM2804N2	4mm
CM2804N	4mm	CM2808N2	8mm
CM2808N	8mm	CM2815N2	15mm
CM2810N	10mm	CM2822N2	22mm
CM2812N	12mm		
CM2815N	15mm		
CM2818N	18mm		
CM2822N	22mm		



Grey Acetal Collet,
Stainless Steel Body,
Nitrile 'O' Ring.

1 'O' RING PART NO.	TUBE OD	2 'O' RINGS PART NO.	TUBE OD
MI2808ST	1/4"	MM2808ST2	5/16"
MM2808ST	5/16"	MI2812ST2	3/8"
MI2812ST	3/8"		



White Acetal Collet on 1/4 & 3/8"
Black Acetal Collet on 5/32"
Grey Acetal Collet on 5/8",
Brass Body,
EPDM 'O' Ring.

1 'O' RING PART NO.	TUBE OD	2 'O' RINGS PART NO.	TUBE OD
CM2804N	5/32"	CM2804N2	5/32"
CI2808W	1/4"	CI2812WX2	3/8"
CI2812W	3/8"		
CI2820N	5/8"		

1/4" and 3/8" size also available with red, blue or grey collet, (suffix R, B or N).



MINIATURE HALF CARTRIDGES - METRIC SIZE



Black Acetal Collet,
Brass Body,
Nitrile 'O' Ring.

PART NO.	TUBE OD
LM2804N	4mm

Miniature Half Cartridges have been designed to give an easy solution in providing a push in connection into miniature pneumatic equipment.

For dimensional information please see page 07.

Port Measurements for Half Cartridges

Imperial

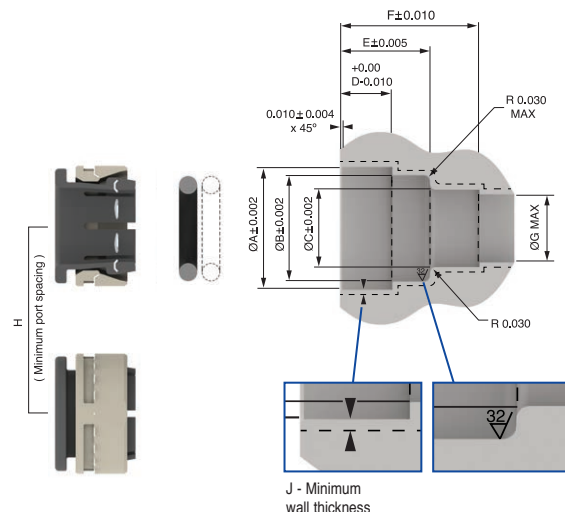
Tube OD	ØA	ØB	ØC	D	E1	E2	F1	F2	ØG	H	J
5/32" *	0.492	0.327	0.163	0.193	0.350	0.445	0.504	0.598	0.13	0.59	0.050
5/32" **	0.472	0.327	0.163	0.193	0.350	0.445	0.504	0.598	0.13	0.59	0.050
3/16"	0.472	0.348	0.193	0.193	0.340	0.440	0.490	0.590	0.16	0.59	0.050
1/4"	0.528	0.424	0.255	0.181	0.386	0.480	0.555	0.650	0.23	0.67	0.060
5/16"	0.544	0.470	0.320	0.215	0.400	0.500	0.590	0.690	0.29	0.67	0.060
3/8"	0.632	0.547	0.380	0.270	0.465	0.565	0.720	0.815	0.35	0.79	0.075
1/2"	0.777	0.671	0.506	0.304	0.561	0.659	0.797	0.896	0.48	0.93	0.080
5/8"	0.935	0.836	0.638	0.335	0.703	-	1.093	-	0.50	1.06	0.100

All dimensions in inches

* - Metal Half Cartridges. ** - Plastic Half Cartridges.

E1 and F1 relate to one 'O' ring.

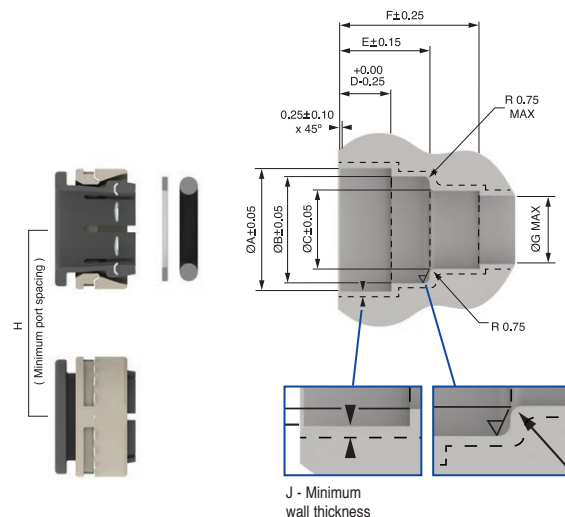
E2 and F2 relate to two 'O' rings.



Imperial-Irish

Tube OD	ØA	ØB	ØC	D	E	F	ØG	H	J
1/2" IRISH (14.70MM OD)	22.86	20.32	14.90	9.50	17.50	26.90	14.20	27.00	1.9
3/4" IRISH (21.05MM OD)	31.05	26.85	21.35	10.85	21.10	31.60	19.70	34.50	2.5

All dimensions in mm



Metric

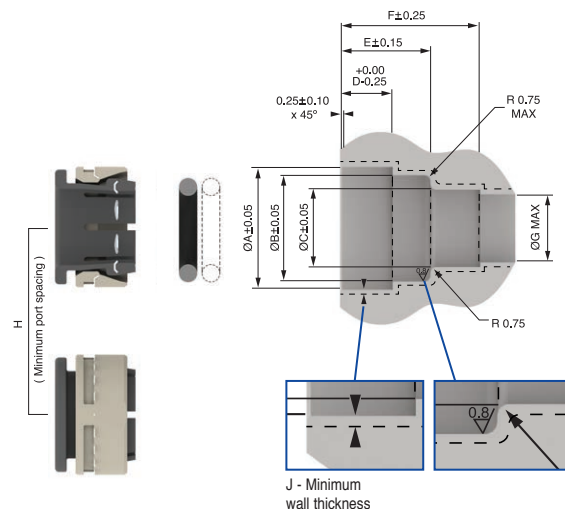
Tube OD	ØA	ØB	ØC	D	E1	E2	F1	F2	ØG	H	J
4mm *	12.50	8.30	4.14	4.90	8.90	11.30	12.80	15.20	3.30	15.0	1.3
4mm **	11.98	8.30	4.13	4.90	8.90	11.30	12.80	15.20	3.30	15.0	1.4
5mm	11.98	9.06	5.13	4.90	8.63	11.17	12.44	14.98	4.30	15.0	1.4
6mm	13.41	10.00	6.12	4.60	9.80	12.20	14.00	16.50	5.30	16.5	1.5
8mm	13.82	11.94	8.13	5.46	10.15	12.70	15.00	17.50	7.40	17.0	1.6
10mm	16.05	14.00	10.15	6.86	11.81	14.35	18.17	20.71	9.20	19.0	1.9
12mm*	19.10	16.54	12.15	8.65	15.50	19.00	23.50	27.00	11.20	22.0	2.0
12mm**	19.74	16.54	12.15	7.72	15.90	-	23.90	-	11.20	24.0	1.9
15mm	22.86	20.32	15.19	9.50	17.50	21.00	26.90	30.40	14.20	27.0	1.9
18mm	26.80	23.90	18.40	9.00	19.10	-	29.20	-	17.00	30.5	2.2
22mm	31.05	27.80	22.20	10.85	21.10	24.70	31.60	35.20	21.20	34.5	2.5

All dimensions in mm

* - Metal Half Cartridges. ** - Plastic Half Cartridges.

E1 and F1 relate to one 'O' ring.

E2 and F2 relate to two 'O' rings.



MINIATURE ONE 'O' RING

Tube OD	ØA	ØB	ØC	D	E	F	ØG	H	J
4mm+	8.0	7.1	4.14	3.9	7.55	10.5	3.3	9.8	1.4

+ Minimum wall thickness 1.0mm.

All dimensions in mm

Full Cartridges

John Guest Full Cartridges are designed to provide a simple cost effective and trouble free way of securing tubes into a variety of metal products. The Cartridge is supplied with the 'O' Ring assembled and the collet loose. They are ideal for compressed air applications.

Note: For some applications additional bonding is required in the form of 'Loctite 601' or similar adhesive. When there is a need to install connections into plastic products we recommend our new Plastic Half Cartridge shown on pages 03 to 04 of this brochure.

As John Guest Cartridges are intended for use by Original Equipment Manufacturers they are only supplied in bulk quantities.

FULL CARTRIDGES - METRIC SIZE



Black Acetal Collet,
Brass body,
Nitrile 'O' Ring.

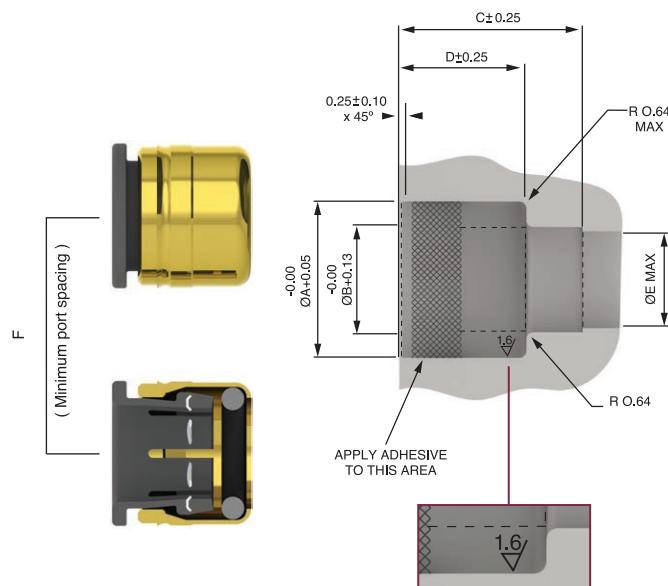
PART NO.	TUBE OD	ØA	ØB	C	D	ØE	F
MM1404N	4mm	10.0	4.1	13.5	10.3	3.3	12.0
MM1405N	5mm	10.0	5.1	13.5	10.3	4.3	12.0
MM1406N	6mm	11.0	6.1	14.5	10.8	5.3	13.0
MM1408N	8mm	13.0	8.1	16.1	11.3	7.3	16.0
MM1410N	10mm	15.0	10.1	17.6	12.2	9.3	19.0
MM1412N	12mm	17.5	12.1	21.4	14.1	11.3	22.0

All dimensions in mm

Full cartridges have black collets as standard.

4mm size is also available with Green collet Part No. MM1404NG and

Red collet Part No. MM1404NR



Miniature Full Cartridges - 4mm

MINIATURE FULL CARTRIDGES - METRIC SIZE



Black Acetal Collet,
Brass body,
Nitrile 'O' Ring.

PART NO.	TUBE OD	ØA	ØB	C	D	ØE	F
LM1404N	4mm	8.0	4.14	10.5	8.0	3.3	9.8

Minimum wall thickness 1.0mm


Complementing the existing Full Cartridge Range, this new product has been designed as an easy way of providing a push in connection in miniature pneumatic equipment.

Making a connection


1. Cut the tube square and push in up to the tube stop. For metal tube, remove burrs and chamfer tube end to prevent the 'O' ring seal being damaged. For soft or thin walled plastic tube we recommend the use of a tube insert.

2. The Cartridge grips before it seals.

Ensure the tube is pushed up to the tube stop. The tube is secure in position. The stainless steel teeth grip the tube while the 'O' ring provides a permanent leak-proof seal.




3. Pull the pipe to check it is secure. It is good practice to check the system before use.



Disconnection is just as easy

Ensure the system is depressurised before removing the tube. Push in the collet against the face of the housing. With the collet held in this position the tube can be removed.



Technical Specification

Working Temperatures and Pressures

John Guest Cartridges and Half Cartridges are suitable for the following pressures and temperatures.

Acetal Cartridges

Those Plastic Cartridges which have the prefix PI, PM, CI, CM, PCI, PCM or ECI.

Temperature	Pressure	
	5/32" - 5/16" 4mm - 8mm	3/8" - 5/8" 10mm - 22mm
Air*		
-20°C	16 Bar	10 Bar
Potable Liquids and Air*		
+1°C	16 Bar	10 Bar
+23°C	16 Bar	10 Bar
+65°C	10 Bar	7 Bar

*Only cartridges with a Nitrile rubber 'O' ring should be used for air, these can be identified by part numbers with prefix PI or PM.

Polypropylene Cartridges

Those Plastic Cartridges which have the prefix PP.

Temperature	Pressure	
	1/4" - 3/8"	
Potable Liquids		
+1°C	10 Bar	(150psi at 35°F)
+20°C	10 Bar	(150psi at 70°F)
+60°C	4 Bar	(60psi at 140°F)

Metal Cartridges

Those Metal Cartridges which have the prefix MM, MI, CM, CI, or LM.

Temperature	Pressure	
	5/32" - 5/16" 4mm - 8mm	3/8" - 5/8" 10mm - 22mm
Air*		
-20°C	16 Bar	10 Bar
+23°C	16 Bar	10 Bar
+70°C	10 Bar	7 Bar

* The above ratings are for air. For use with other fluids or at other temperatures and pressures, please consult our Customer Services Department.

The maximum operating temperatures and pressures are dependent on the housing material, wall thickness, vibration and pulsation, tube type and general operating conditions.

Customers are advised to carry out appropriate testing to ensure cartridges are suitable for their application.

Housing Materials

Plastic Half Cartridges are only recommended for use with plastic and soft metal housing materials. Avoid any form of housing finish, such as chromium plating or anodising, which significantly increases surface hardness

Tube Types

Plastic Tube - Polyethylene, nylon and polyurethane conforming to the tolerances shown below. For soft or thin walled tube we recommend the use of tube inserts.

Metal Tube (soft) - Brass, copper or mild steel conforming to the tolerances shown below.

Metal Tube (hard) - We do not recommend our cartridges for hard metal tubes.

It is essential that the outside diameter is free from score marks and that the tube be deburred before inserting into the cartridge.

Tube Tolerances

Cartridges are offered for tubes with outside diameters to the following tolerances.

Size (inches)	5/32 - 3/16	1/4 - 5/8
Tolerance (inches)	+0.001/-0.003	+0.001/-0.004
Size (mm)	4mm - 5mm	6mm - 22mm
Tolerance (mm)	+0.05/-0.07	+0.05/-0.10

Installation and System Testing

Products should be kept clean and undamaged before use.

All installations must be pressure tested after installation to ensure system integrity before handing over to the final user. See also "Making a connection".

Cleaners and Sanitising of Acetal Fittings

The external surfaces of John Guest products must not come into contact with oxidising or acidic cleaners and sanitising agents, for example (but not limited to) those below pH 4, high in sodium hypochlorite level (bleach) or containing hydrogen peroxide. Our plastic material suppliers recommend ECOLAB Oasis 133 as a suitable cleaner for the external surfaces of acetal products manufactured by John Guest.

Several different methods exist for sanitising the internal surfaces of fluid systems, including sodium hypochlorite, hydrogen peroxide, chlorine dioxide or ozone. It is entirely the responsibility of the end user to determine if the chosen method is suitable for use with John Guest products over the planned working life of the system. However, to avoid unnecessary early failure, John Guest requires that the disinfection solution must be immediately flushed out at all draw off points with fresh, wholesome water at the end of the disinfection period. **The solution must not be left in the system.** Disinfection solutions must only come into contact with the internal (fluid carrying) surfaces of the system. If any other surfaces of a fitting come into contact with disinfection solution **the whole fitting must be replaced immediately.** Details of which products are made from Acetal are shown in our catalogues but generally John Guest products incorporating Acetal are designated by the part number prefix PI, PM, CI, CM and RM. Polypropylene fittings offer greater resistance to aggressive chemicals than Acetal fittings. Polypropylene does not have the same mechanical properties as Acetal and John Guest polypropylene fittings are generally designated by the part number prefix PP or PPM.

Product Design

John Guest has a policy of continuous research and development and reserves the right to amend without notice the specification and design of all products. Product descriptions and sizes are approximate and John Guest reserves the right to supply products which may have minor and negligible deviations from that printed in catalogues etc. (or from products previously supplied).

Warranty

Whilst we give a warranty against defects in manufacture or materials, it is the responsibility of the specifier to ensure that fittings and related products are suitable for their application. The installation must be carried out correctly in accordance with our recommendations, complying with recognised codes of practice and relevant national standards, and be properly maintained. Please refer to our terms and conditions of sale.

Product Selection

Due to the wide variety of operating conditions, applications and uses of our products, it is the user's / specifiers responsibility, through their own testing analysis, to ensure correct product selection for their applications. Installers of John Guest Cartridges are fully responsible for the final product assembly, testing, quality and application.

Side Loads

John Guest products are not designed to be used under side load as this may adversely affect their ability to function long-term. Always ensure tubes have good alignment with the fitting. They must also not be subjected to any form of impact or other damage, such as being hit or dropped, even accidentally. If fittings have damaged or suffered an impact, they should be replaced immediately. John Guest warranty does not cover loss caused by any form of damage.

John Guest International Limited



John Guest Limited

Horton Road, West Drayton, Middlesex UB7 8JL, UK.
Tel: (00 44) (0) 1895 449233 E: info@johnsguest.com

johnsguest.com



John Guest USA Inc.

180 Passaic Avenue, PO Box 11085, Fairfield,
New Jersey, 07004, USA
T: (001) 973 808 5600 E: info@jgusa.com



John Guest France S.A.

143-147 Avenue Charles Floquet, Parc Gustave Eiffel,
F-93593 Le Blanc-Mesnil, Cedex, France
T: (00 33) (0)1 48 65 52 29 E: info@johnsguest.fr



John Guest GmbH

Ludwig-Erhard-Allee 30, D-33719 Bielefeld, Germany
T: (00 49) (521) 972 560 E: info@johnsguest.de



John Guest Czech s.r.o.

Vrbenská 2290, CZ-37001 eské Bud jovice,
Czech Republic
T: (00 420) (387) 002 040 E: info@johnsguest.cz



John Guest Polska Sp. z o.o.

Ul. Staro cka 7, PL 61-361 Poznań, Poland
T: (00 48) (61) 87 80 408 E: info@johnsguest.pl



John Guest s.r.l.

Via Vincenzo Lancia 13, 10038 Casabianca -
Verolengo (Torino), Italy
T: (00 39) (011) 957 5880 E: info-italia@johnsguest.com



John Guest s.l.

C/ de La Electronica No. 7, Poligono Industrial La Ferreria,
Montcada I Reixac, 08110 Barcelona, Spain
T: (0034) (93) 575 0027 E: jgspain@johnsguest.com



John Guest Korea Limited

A-dong 112 & 212 ho, Togisanup2cha, Jisiksanup Center,
61 Ganam-ro, Seo-gu, Incheon, Korea 22839.
T: (00 82) (32) 584 3370 E: info@johnsguest.co.kr



John Guest Pacific Limited

81 Apollo Drive, Rosedale 0632, Auckland, New Zealand
T: (00 64) (9) 8281353 E: info@johnsguest.co.nz



John Guest Pacific Limited (Australia)

Unit 6, 33 Nyrang Street, Lidcombe, Sydney,
N.S.W. 2141, Australia
T: (00 61) (2) 9737 9088 E: info@johnsguest.com.au



Product Selection and Installation

John Guest fittings and related products are specifically designed and manufactured by John Guest to the Technical Specifications set out in the John Guest Product Catalogues. All John Guest fittings and related products should be selected, installed, used and maintained in accordance with these Technical Specifications. It is the customer's / user's responsibility to ensure that John Guest fittings and related products are suitable for their intended applications, and are properly installed and maintained and are used in accordance with the Technical Specifications. It is also the customer's / user's responsibility to provide it's customers with any relevant technical information about John Guest products it supplies them.

The company has a policy of continuous research and development and reserves the right to amend without notice the specification and design of all products illustrated in this catalogue. John Guest reserve the right to change the colour and shape of products. Photographs are for illustration purposes only.

Subject to our Terms and Conditions of Sale available on request.