

SECUR-DOR

Intruder and blast
resistant security doors

MADE IN
BRITAIN



**STEEL DOORS
FOR THE
REAL WORLD**



INTRUDER RESISTANT

TESTED TO
BS EN 1627:2011

CERTIFIED BY
Warrington Exova
Certisecure STS 202
PAS 24



**EXPLOSIVE
RESISTANT**

(SECUR-DOR SD4)
BS EN 13124-2:2004
EXR2



ROBUST 

Steel Door Solutions

Scandinavian design. Manufactured in Britain



SECUR-DOR

Certified Steel Security Doors

Robust SECUR-DOR has been tested to and passed Warrington Exova Certisecure STS 202 and PAS 24 standards and are included in the 'Secured by Design' scheme; the official UK Police initiative to 'design out crime'. Our Security Doors have also been tested to and passed BS EN 1627:2011 and European Security Standard DD ENV 1627:1999.

> VERSIONS

We offer three versions – each providing increased security (latched or unlatched):

SECUR-DOR2

Security Door Tested to **STS202 BR2 & PAS24**

protect low to medium risk properties from determined opportunist attempts at forced entry using a variety of hand tools. They are particularly suitable as apartment doors for residential and social housing.

SECUR-DOR3

Security Door Tested to **STS202 BR3**

Protect medium risk residential or commercial properties from attempts at forced entry, with little regard for noise, using heavy hand tools.

SECUR-DOR4

Security and Blast Door Tested to **ENV 1627 Level 4**

Protect medium to high risk properties from experienced attempts at forced entry, regardless of noise, using heavy hand and battery tools or explosives.

> DOOR LEAF

Production Sizes:		All SECUR-DOR doors are custom made. The maximum size varies according to fire rating as shown below for Mild Steel and 316 or 304 Stainless Steel.		
Single Doors Latched (Single Swing)	Max Width	mm	1300	1300
	Max Height	mm	2800	2800
Double Doors (Single Swing - Latched or unlatched, equal or unequally split)	Max Width	mm	2700	2700
	Max Height	mm	2800	2800
Thickness:	mm	48	55	48
Material:		1.5mm corrosion resistant Zintec/Aluzinc sheets as standard	2mm corrosion resistant Zintec/Aluzinc sheets as standard	1.5mm corrosion resistant Zintec/Aluzinc sheets as standard
Infill:		Filled with mineral wool and integral steel stiffeners.	Filled with mineral wool and integral steel stiffeners.	Solid timber cored with internal stainless steel steel anti-attack skin
Construction:		Doorblade manufactured from two 1.5mm sheets lockformed together, by bonding two steel skins around a rigid core. A total steel armour thickness of 3 - 4mm.	Doorblade manufactured from two 2mm sheets lockformed together, by bonding two steel skins around a rigid core. A total steel armour thickness of 4mm. Fitted with anti-tamper hinges.	Doorblade manufactured from two 1.5mm sheets lockformed together, by bonding two steel skins around a rigid core. Additionally fitted with a 1.5mm stainless steel sheet to the internal face of the outer skin and a solid timber core. Fitted with a full length continuous hinge. A total steel armour thickness of 4.5mm. Fitted with integral lock box.

> THERMAL VALUES

Obtainable thermal values with infill as detailed:	2.4 w/m ² k	2.6 w/m ² k	2.9 w/m ² k
--	------------------------	------------------------	------------------------

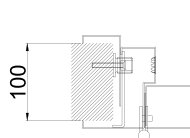
> DOOR FRAME

SECUR-DOR2

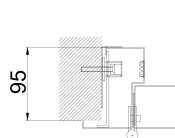
SECUR-DOR3

SECUR-DOR4

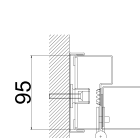
Construction:	Material:	Folded and welded from 1.6mm Zintec/Aluzinc.	Folded and welded from 2mm Zintec/Aluzinc.	Folded and welded from 3mm Zintec/Aluzinc.
	Sub-Frame:	Fully welded, variable sub-frame supplied as standard to accommodate site tolerance of -0/+30mm. The sub-frame providing additional protection to the fixings against jemmys.	Folded and welded from 2mm Zintec/Aluzinc. Fully welded, variable sub-frame supplied as standard to accommodate site tolerance of -0/+30mm. Complete with Anti-Crush plate. The sub-frame providing additional protection to the fixings against jemmys.	Specially modified, variable sub-frame supplied as standard to accommodate site tolerance of -0/+30mm. The sub-frame providing additional protection to the fixings against jemmys.
	Fixings:	Four specially modified Class 13 stainless steel hinges with four security dog bolts for security.	Four Class 13 stainless steel dog bolt hinges recessed and specially modified to prevent pin extraction. Plus two solid ball round dog bolts to increase resistance to prising	Stainless steel dog bolted continuous hinges for additional security.
	Infill:	Mineral wool	Mineral wool	
Profile: (see diagrams below)		A, B, C	A, B, C, D	C, D



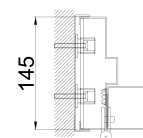
TYPE A



TYPE B

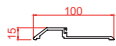



TYPE C




TYPE D

> THRESHOLD


Standard:	15mm rebated (DDA compliant)		✓	✓	✓
Optional:	5mm driveable (DDA compliant)		✓	✗	✗

> VISION PANELS

Only available on SECUR-DOR2 PAS 24



254x254mm



254x559mm

Permitted panel sizes:	Max Width	mm	610
	Max Height	mm	1854
	Max Area	m ²	0.4
Standard glazings available: Other configurations and sizes available – please contact the Sales Office.			11.5mm laminated (wired or clear)



> SECURE LOCKING

SECUR-DOR2

Locking:

PAS 24

Fitted with high security Deadlock or Sashlock (c/w lever handles or pull handle) & double europrofile cylinder and fitted with TS007 security escutcheons.

STS202 (BR2)

Fitted with a minimum of two high security locks;

1 no Securefast C EN grade 7 security sashlock and lever handle, (SA 222 50SS R/7) double europrofile cylinder and fitted with TS007 security escutcheons fitted to the centre door position

1 no Securefast C EN grade 7 security deadlock, (SA21250 SS R /7) double europrofile cylinder and fitted with TS007 security escutcheons fitted to the lower quarter of the door leaf.

Fire Escape Doors

Alternatively the doors can be fitted with 3 point heavy duty panic escape hardware to offer means of escape, which is accepted by the Secure by Design scheme.

Fire Escape Doors are fitted with a 1.2mm internal skin to resist drill attack.

Note: Taller doors may require a third, additional, lock.

SECUR-DOR3

3 no individual high security locks for enhanced security

High Security triple point high security sashlock, Securefast, with High Security cylinders and anti-jemmy escutcheon protecting against snapping attack.

Lock is anti-drill and pattern protected to reduce the risk of key copying. Doors are fitted with Exidor tower bolts.

Alternatively doors can be fitted with three point heavy duty Panic Hardware for Fire Escape but must be fitted with a Locking Box to prevent Drill Attack.

Double doors are fitted with heavy duty tower bolts to inactive leaf.

SECUR-DOR4

A centre High Security Sashlock combined with two similar Deadlocks in the upper and lower quarters of the door. All locks fitted with anti-jemmy escutcheon and welded shroud. Locks are anti-drill and pattern protected to reduce risk of key copying. MICO TINDALL and Surelock McGill hardware can also be used. Doors are fitted with Exidor tower bolts.

Alternatively high security multi-point heavy duty panic hardware for fire escapes.

Double doors are fitted with heavy duty tower bolts to inactive leaf..

> APPLICATIONS

Duty:

Light commercial and perimeter security.

Protection from a determined attack, with some preparation and a number of tools where the attacker is willing to make some, but not prolonged, noise.

Note: All duty recommendations assume the doors are used in conjunction with other comparable levels of security at windows, etc.

The SD2 door can offer up to 60 mins fire rating if fitted with appropriate ironmongery.

Medium risk residential and commercial properties which may be obscured from view.

Protection from a deliberate forced entry of a well protected property using a wide variety of tools with little regard for noise.

Note: All duty recommendations assume the doors are used in conjunction with other comparable levels of security at windows etc.

Heavy duty and vulnerable properties, probably with a prior record of attempts at forced entry.

Protection from experienced attempts at forced entry of commercial properties with no regard for noise.

Further the door is suitable for protection against attempted entry by explosive blasts.

Note: All duty recommendations assume the door are used in conjunction with other comparable levels of security at windows, etc.

> TESTING

Security:

These doors achieve a pass to the following: **PAS 24** and **STS2020 (BR2)**. Both of which are accepted by Secured by Design.

BS EN 1627 RC2 tests involve a determined attack over a period of 15 mins, using tools including a screwdriver, 300mm lever and hammer.

When fitted with vision panels the door can only be offered to PAS 24 rating.

These doors achieve a pass to the following: **STS202 (BR3)** which is accepted by Secured by Design.

BS EN 1627 RC3 test involves a determined attack over a period of 20 mins, using tools including hand hammer, hand drill and a crowbar

Tested to **BS EN 1627 RC4**. The test involves a determined attack over a period of 30 mins, using a selection of hand and battery tools including club hammer, cordless drill, cold chisel and axe.

Blast:


N/A

N/A

SD4 doors have been tested and passed **EXR2 of BS EN 13124-2** explosion resistance standard, with explosive blasts using plastic explosives.

> FINISHES

Standard



Polyester Powder Coated from Standard Colour Range

Optional



Polyester Powder Coated from Non-Standard Colour Range



Unfinished for site finishing